



US00D617570S

(12) **United States Design Patent**
Kubryk

(10) **Patent No.:** **US D617,570 S**

(45) **Date of Patent:** **** *Jun. 15, 2010**

(54) **STACKING CHAIR**

(76) **Inventor:** **Isaac Kubryk**, 1111 Eagle Nest Ct.,
Danville, CA (US) 94506

(*) **Notice:** This patent is subject to a terminal disclaimer.

(**) **Term:** **14 Years**

(21) **Appl. No.:** **29/315,438**

(22) **Filed:** **Jun. 25, 2009**

(51) **LOC (9) Cl.** **06-01**

(52) **U.S. Cl.** **D6/380**

(58) **Field of Classification Search** 33/334-336,
33/369, 370, 374, 375, 376, 379, 380, 500-502;
297/239, 440.2, 445.1, 446.1, 448.1, 451.1,
297/452.18, 452.2, 452.48, 452.65

See application file for complete search history.

(56) **References Cited**

U.S. PATENT DOCUMENTS

- 3,041,110 A * 6/1962 King et al. 297/451.1
- 3,159,428 A * 12/1964 Schier 297/452.65
- 4,768,833 A * 9/1988 Virtue 297/440.2
- D297,890 S * 10/1988 Hockenberry et al. D6/380
- 5,564,787 A * 10/1996 Barile 297/452.18
- D380,314 S * 7/1997 Chandler D6/380
- D382,150 S * 8/1997 Balderi et al. D6/502
- D433,836 S * 11/2000 Barile, Sr. D6/380

- D486,975 S * 2/2004 Lundstrom D6/380
- 6,715,838 B1 * 4/2004 Pflaster et al. 297/452.2
- D498,366 S * 11/2004 Barile et al. D6/369
- 6,820,934 B2 * 11/2004 Ware et al. 297/239
- D509,084 S * 9/2005 Barile, Jr. D6/500
- D520,256 S * 5/2006 King D6/374
- D521,264 S * 5/2006 Ware et al. D6/374
- D578,790 S * 10/2008 Ciani et al. D6/380
- D589,275 S * 3/2009 Kubryk D6/374
- D593,336 S * 6/2009 Ciani et al. D6/374

* cited by examiner

Primary Examiner—Mimosa De

(74) *Attorney, Agent, or Firm*—Audrey A. Millemann;
Weintraub Genshlea et al.

(57) **CLAIM**

The ornamental design for a stacking chair, as shown and described.

DESCRIPTION

FIG. 1 is a perspective view of a stacking chair, looking toward the right front corner, showing my new design;

FIG. 2 is a right side elevation view thereof;

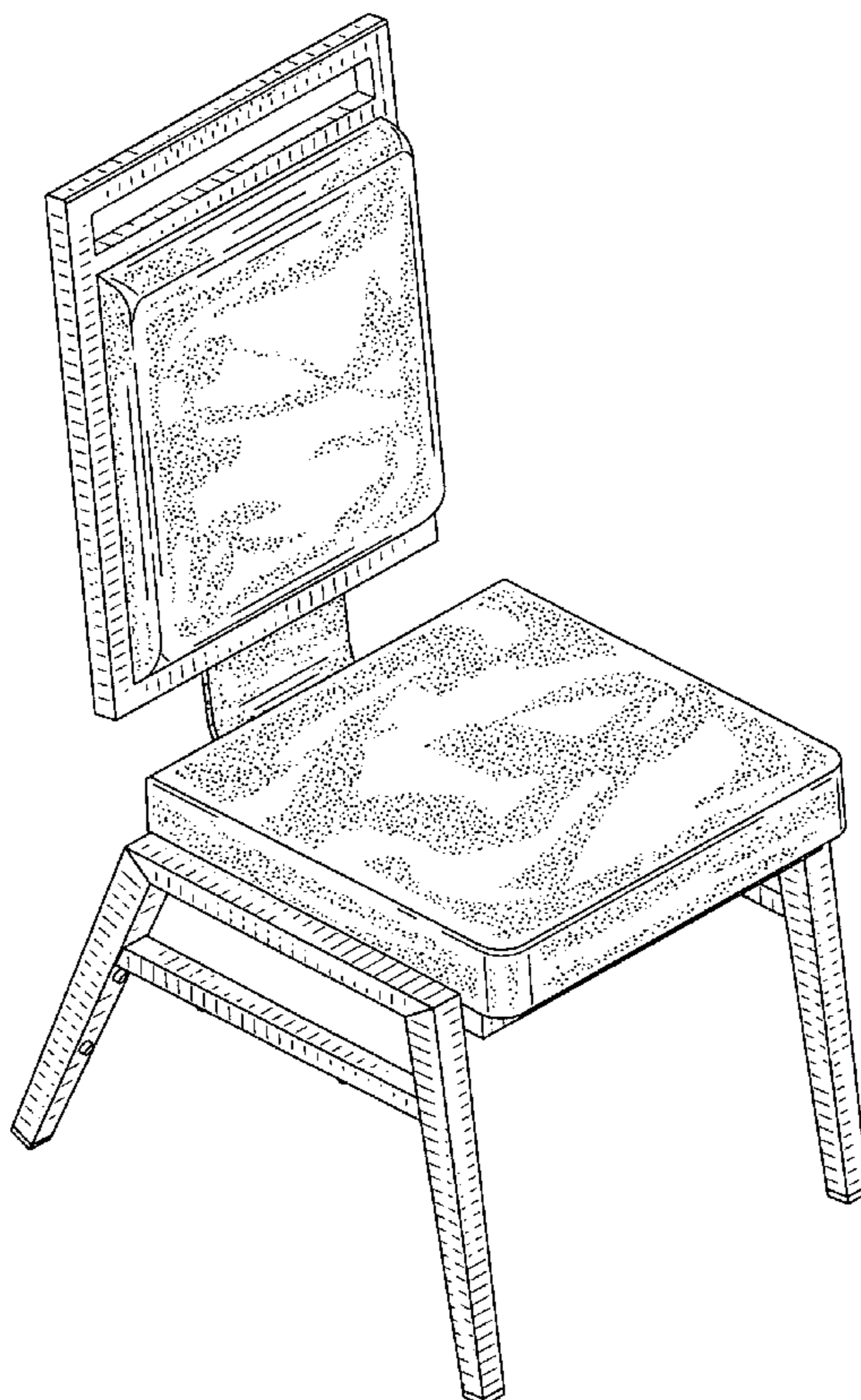
FIG. 3 is a front view thereof;

FIG. 4 is a back view thereof;

FIG. 5 is a top view thereof; and,

FIG. 6 is a bottom view thereof.

1 Claim, 5 Drawing Sheets



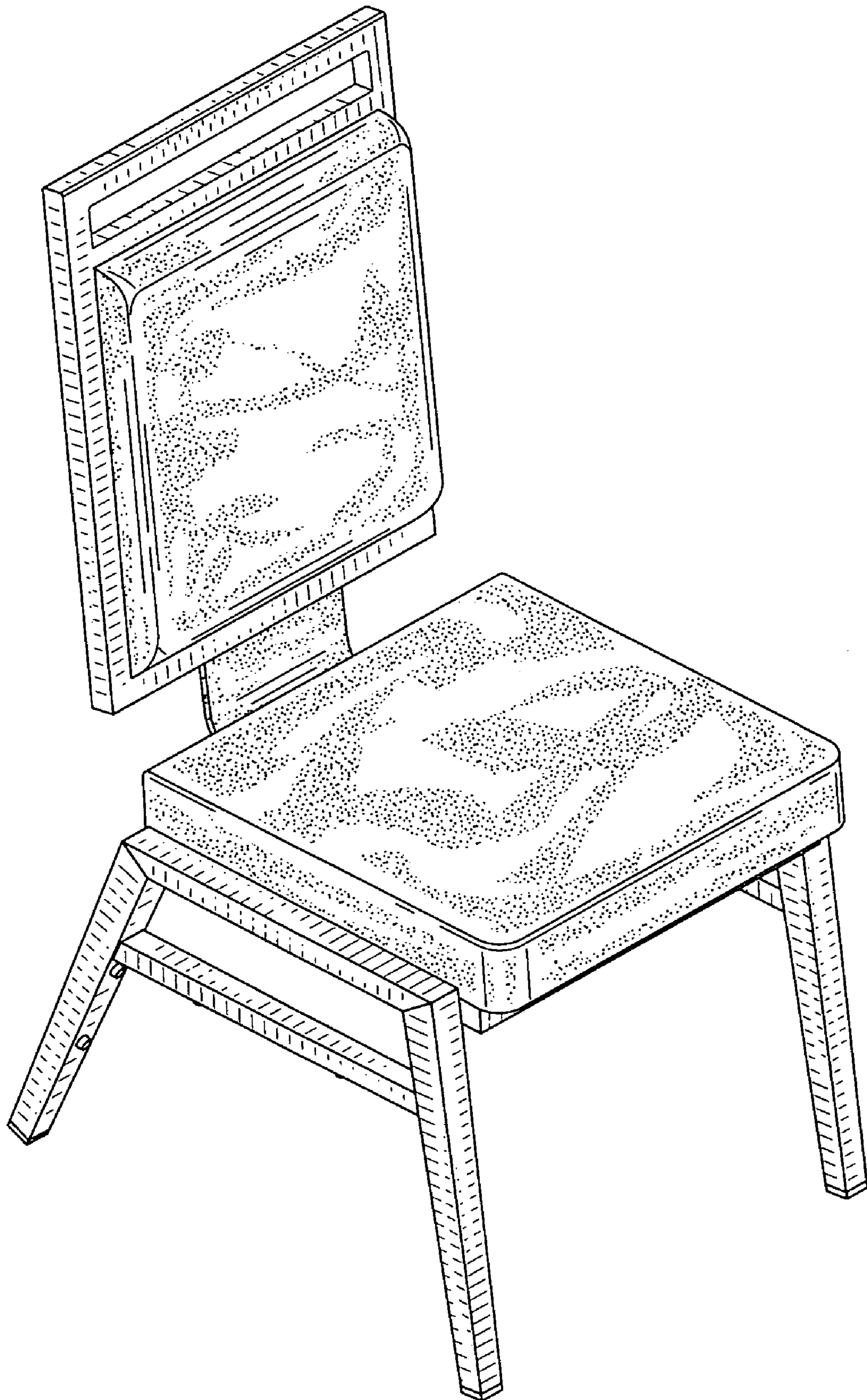


FIG. 1

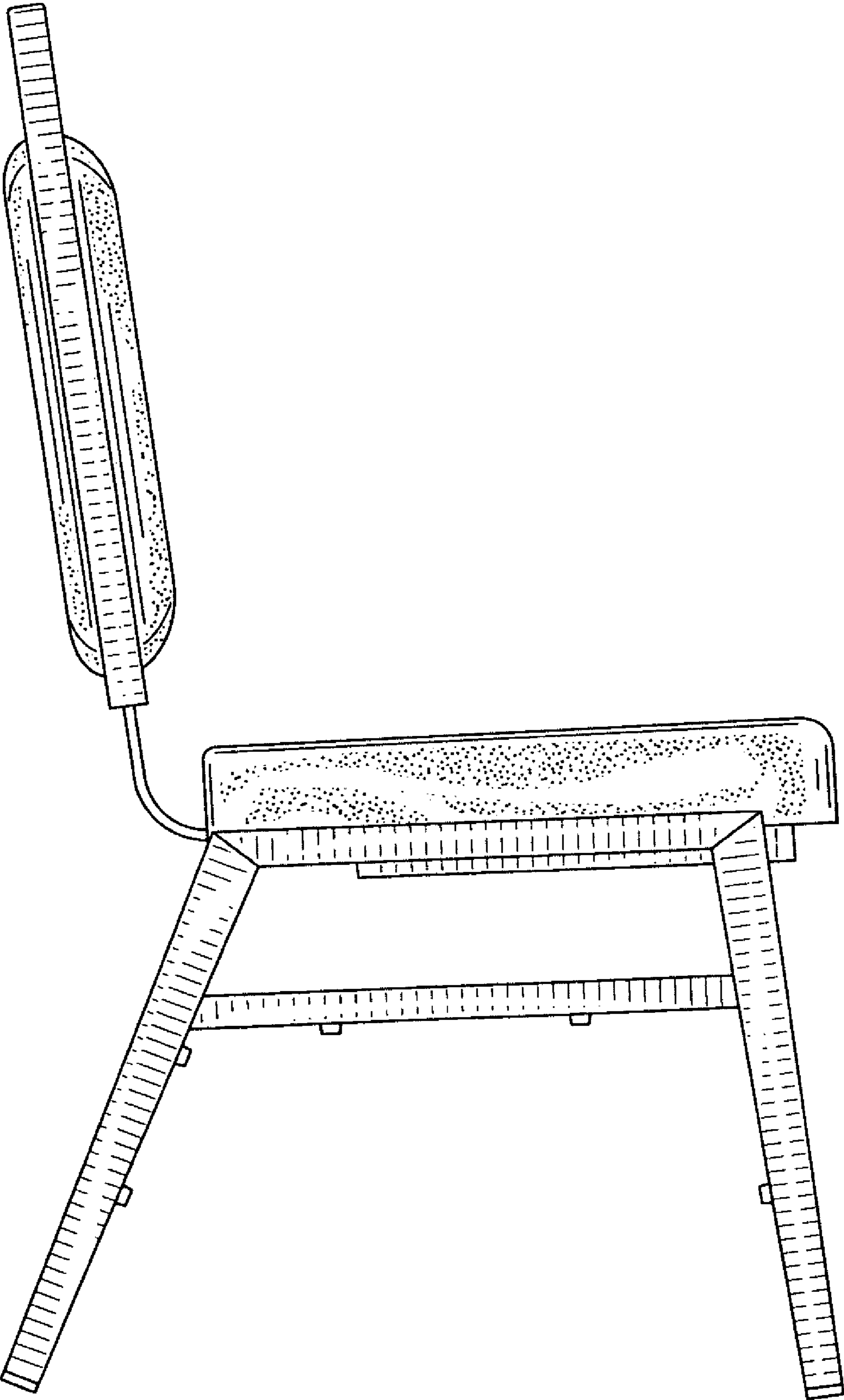


FIG. 2

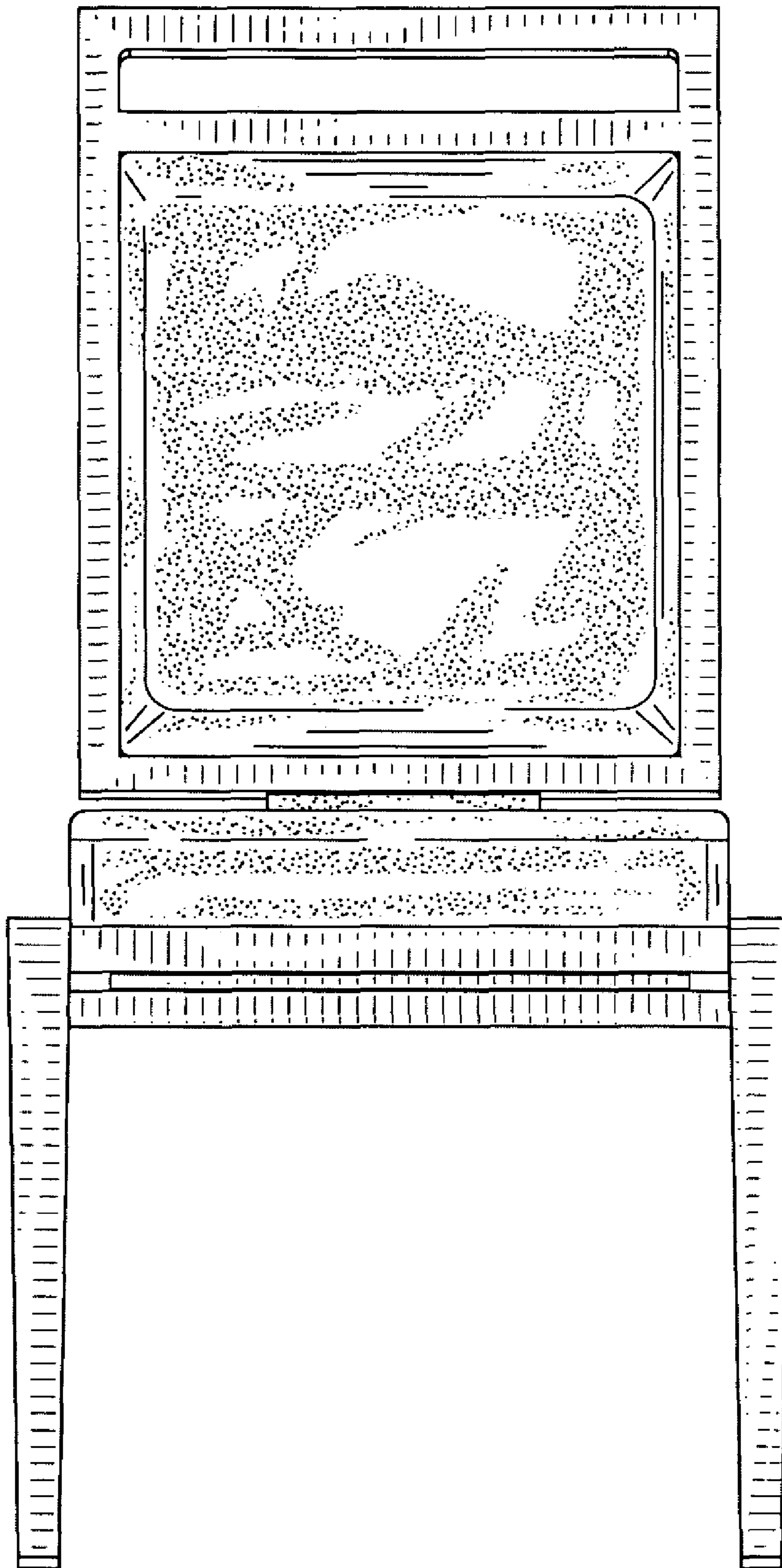


FIG. 3




FIG. 4

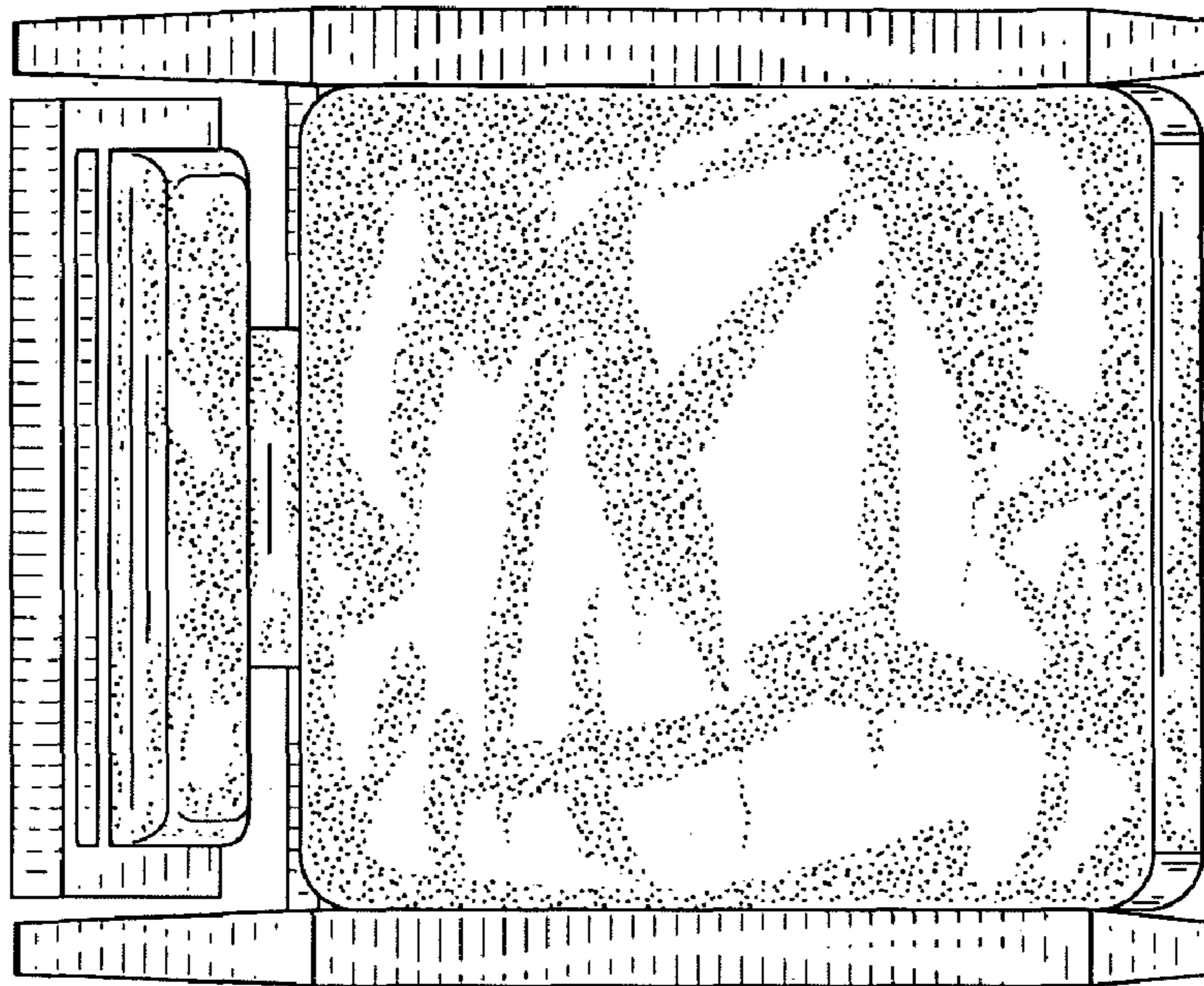


FIG. 5

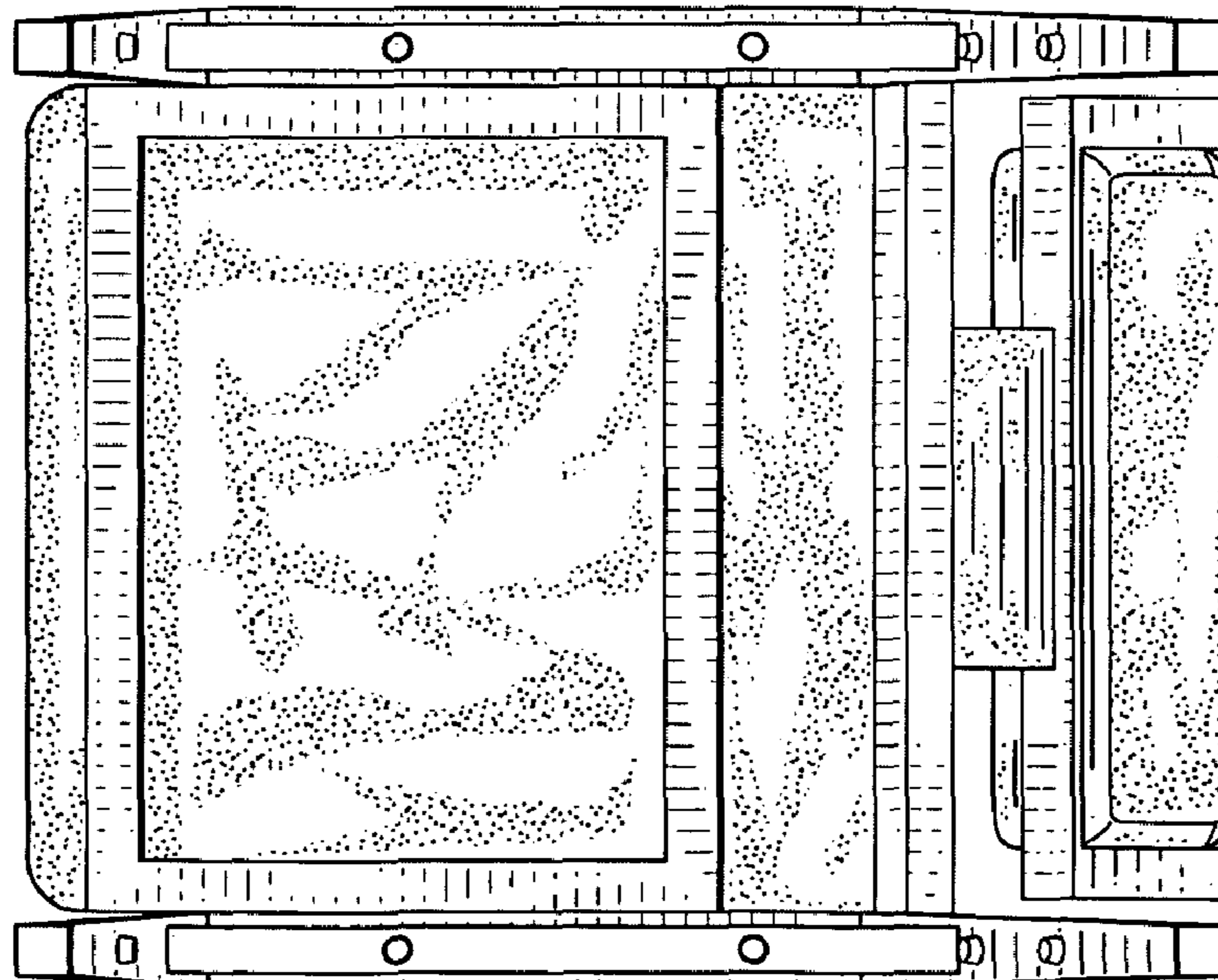


FIG. 6