



US00D617567S

(12) **United States Design Patent**
Stiker Metral

(10) **Patent No.:** **US D617,567 S**

(45) **Date of Patent:** **** Jun. 15, 2010**

(54) **SEAT**
(75) **Inventor:** **Marie-Aurore Stiker Metral, Paris (FR)**

(73) **Assignee:** **Roset S.A. (FR)**

(**) **Term:** **14 Years**

(21) **Appl. No.:** **29/340,185**

(22) **Filed:** **Jul. 15, 2009**

(30) **Foreign Application Priority Data**

Jan. 16, 2009 (WO) DM/071 265

(51) **LOC (9) Cl.** **06-01**

(52) **U.S. Cl.** **D6/360**

(58) **Field of Classification Search** D6/334-336,
D6/349, 360, 370, 371, 372, 373, 374, 375,
D6/376, 379, 380, 500-502; 297/445.1,
297/446.1, 448.1, 449.1, 452.18, 452.63
See application file for complete search history.

(56) **References Cited**

U.S. PATENT DOCUMENTS

D166,660 S * 5/1952 Curtis D6/373

D400,721 S * 11/1998 Baeriswyl et al. D6/360

D502,611 S * 3/2005 Williams D6/360
D585,208 S * 1/2009 Stiker Metral D6/380
D588,826 S * 3/2009 Ricchio D6/380

* cited by examiner

Primary Examiner—Mimosa De

(74) *Attorney, Agent, or Firm*—Cantor Colburn LLP

(57) **CLAIM**

I claim, the ornamental design for a seat, as shown and described.

DESCRIPTION

FIG. 1 is a front perspective view of a seat, showing my new design;

FIG. 2 is a rear perspective view thereof;

FIG. 3 is a front view thereof;

FIG. 4 is a side view thereof taken from the right of FIG. 4;

FIG. 5 is an opposite side view thereof taken from the left of FIG. 4;

FIG. 6 is a rear view thereof; and,

FIG. 7 is a top plan view thereof.

1 Claim, 7 Drawing Sheets



FIGURE 1




FIGURE 2




FIGURE 3




FIGURE 4




FIGURE 5




FIGURE 6




FIGURE 7

