



US00D617555S

(12) **United States Design Patent**
Westphal

(10) **Patent No.:** **US D617,555 S**

(45) **Date of Patent:** **** Jun. 15, 2010**

(54) **EYE GLASS CASE WITH RECLOSEABLE HANGING STRAP**

(75) Inventor: **Marylynn E. Westphal**, Timonium, MD (US)

(73) Assignee: **Elana Westphal**, Timonium, MD (US)

(**) Term: **14 Years**

(21) Appl. No.: **29/348,154**

(22) Filed: **Dec. 4, 2009**

(51) **LOC (9) Cl.** **03-01**

(52) **U.S. Cl.** **D3/265; D3/263**

(58) **Field of Classification Search** D3/263, D3/265, 268, 303, 219, 220, 207, 202, 201; 206/5, 6, 203.5; 220/326; 351/63; 224/673
See application file for complete search history.

(56) **References Cited**

U.S. PATENT DOCUMENTS

2,725,914	A *	12/1955	Daum	206/5
3,749,231	A *	7/1973	Nathan	206/5
3,994,391	A *	11/1976	Holland	206/5
D332,871	S *	2/1993	Seber	D3/220
D333,561	S *	3/1993	Paulenco	D3/265
D348,475	S *	7/1994	Kahari	D3/265
D366,758	S *	2/1996	Weiler	D3/219
D371,679	S *	7/1996	Nejman	D3/265
D400,351	S *	11/1998	Hatchiguian	D3/219
D414,603	S *	10/1999	Burchett	D3/265
D428,252	S *	7/2000	Au et al.	D3/265
D498,920	S *	11/2004	Ambrose	D3/219
D508,316	S *	8/2005	Tsai	D3/218
D514,803	S *	2/2006	Swartz et al.	D3/202
D527,891	S *	9/2006	Hoeksema	D3/207
D530,080	S *	10/2006	Hsu	D3/219
D546,559	S *	7/2007	Boyette	D3/266
D549,446	S *	8/2007	Lown et al.	D3/202

D551,849	S *	10/2007	Hoeksema	D3/207
D570,600	S *	6/2008	Lown et al.	D3/303
D571,099	S *	6/2008	Swartz et al.	D3/201
D587,004	S *	2/2009	Lown et al.	D3/202
D597,308	S *	8/2009	Lown et al.	D3/268
2005/0173268	A1 *	8/2005	Boyette	206/5
2007/0151870	A1 *	7/2007	Boyette	206/5
2008/0073400	A1 *	3/2008	Swartz et al.	224/673

* cited by examiner

Primary Examiner—Celia A Murphy

(74) *Attorney, Agent, or Firm*—Ezra Sutton, P.A.

(57) **CLAIM**

The ornamental designs for an eye glass case with recloseable hanging strap, as shown and described.

DESCRIPTION

FIG. 1 is a top perspective view of a eye glass case embodying my new design;

FIG. 2 is a front elevational view thereof;

FIG. 3 is a rear elevational view thereof;

FIG. 4 is a left side elevational view thereof;

FIG. 5 is a right side elevational view thereof;

FIG. 6 is a top plan view thereof;

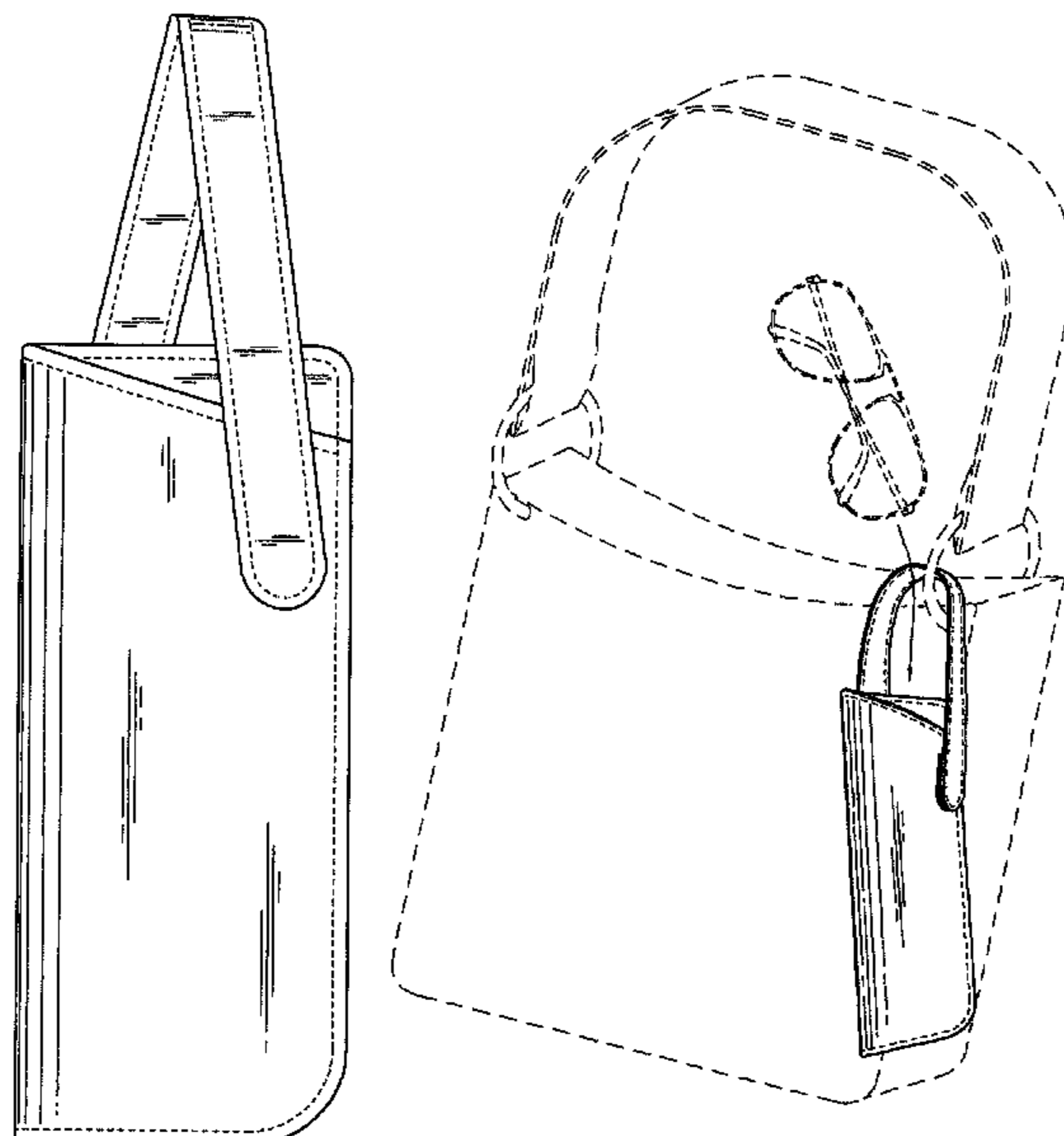
FIG. 7 is a bottom plan view thereof;

FIG. 8 is a perspective view thereof shown unfastened; and,

FIG. 9 is a perspective view thereof shown attached to a pocketbook.

The broken lines shown on the surface of the claimed article, throughout the views, are understood to represent stitching. The broken lines showing a pair of glasses and a bag in FIG. 9 represent the portions of the article that form no part of the claim.

1 Claim, 8 Drawing Sheets



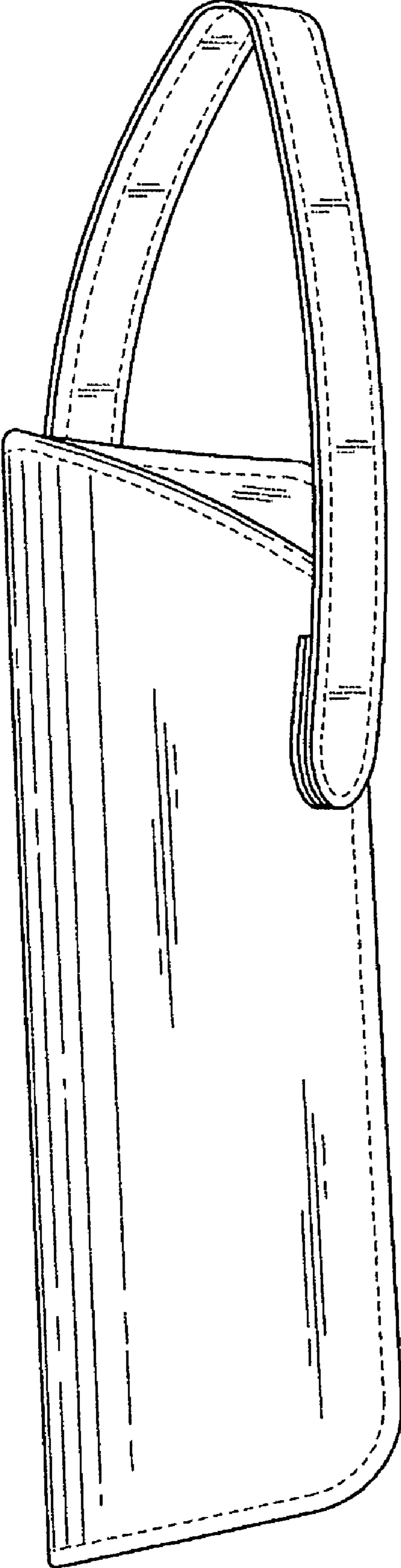


FIG. 1

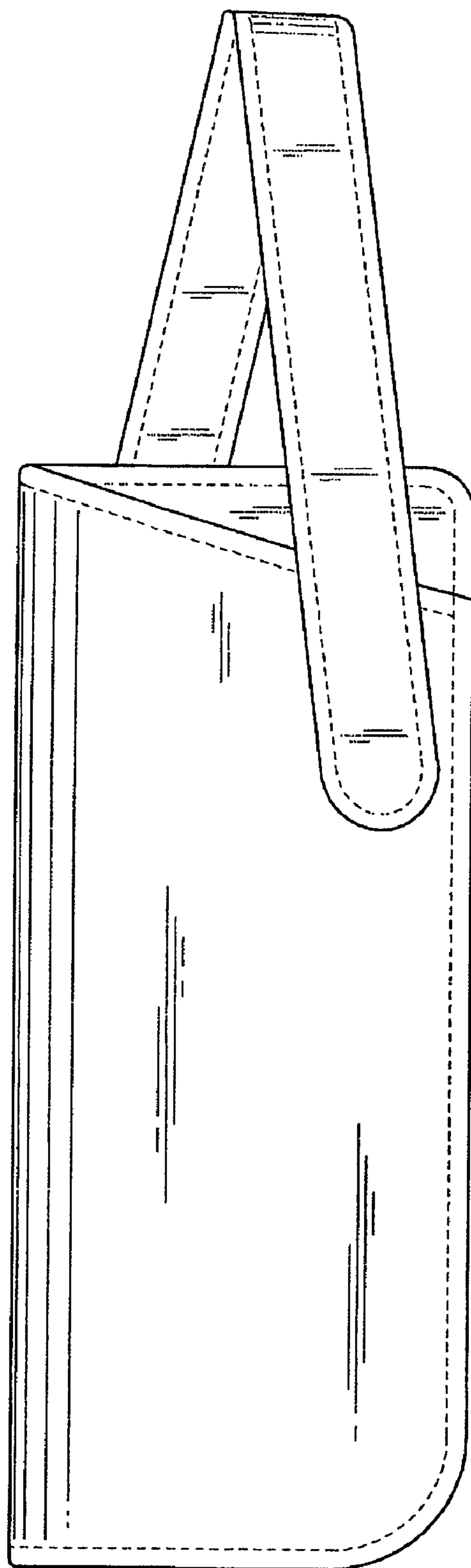


FIG. 2




FIG. 3

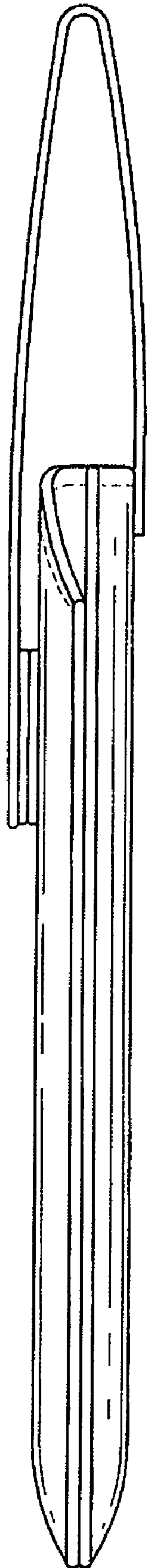


FIG. 4

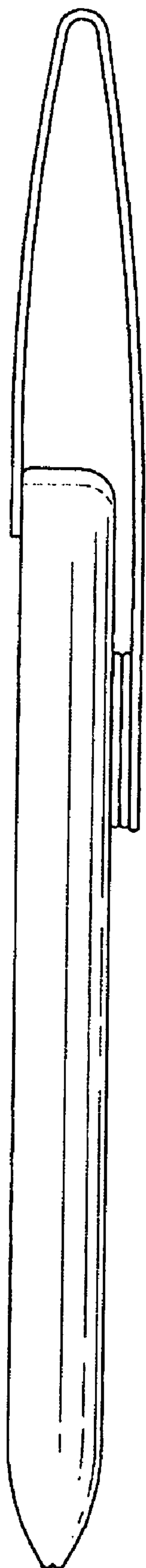


FIG. 5

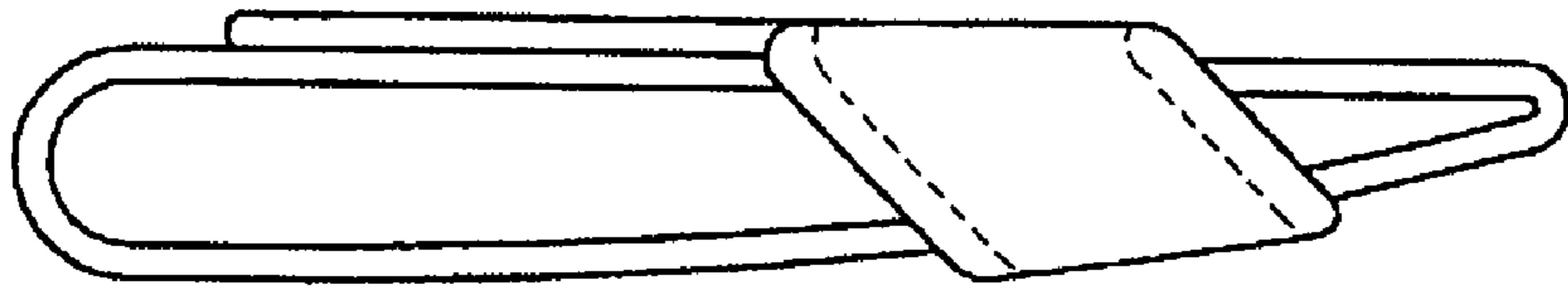


FIG. 6

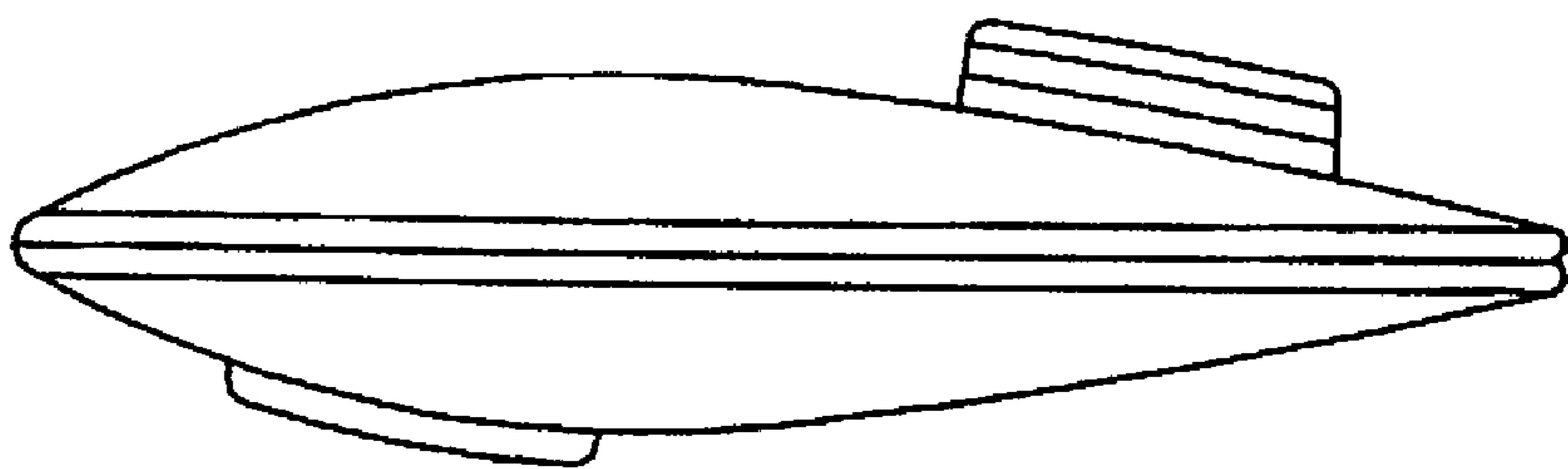


FIG. 7

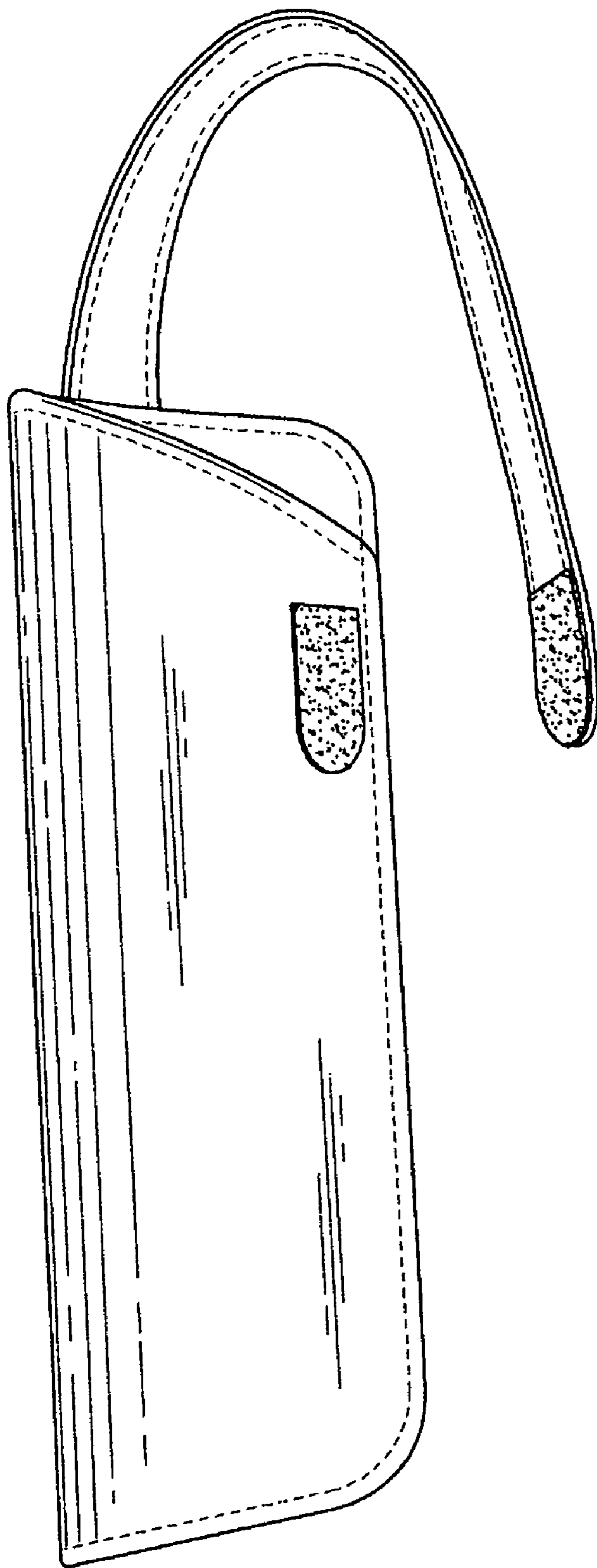


FIG. 8

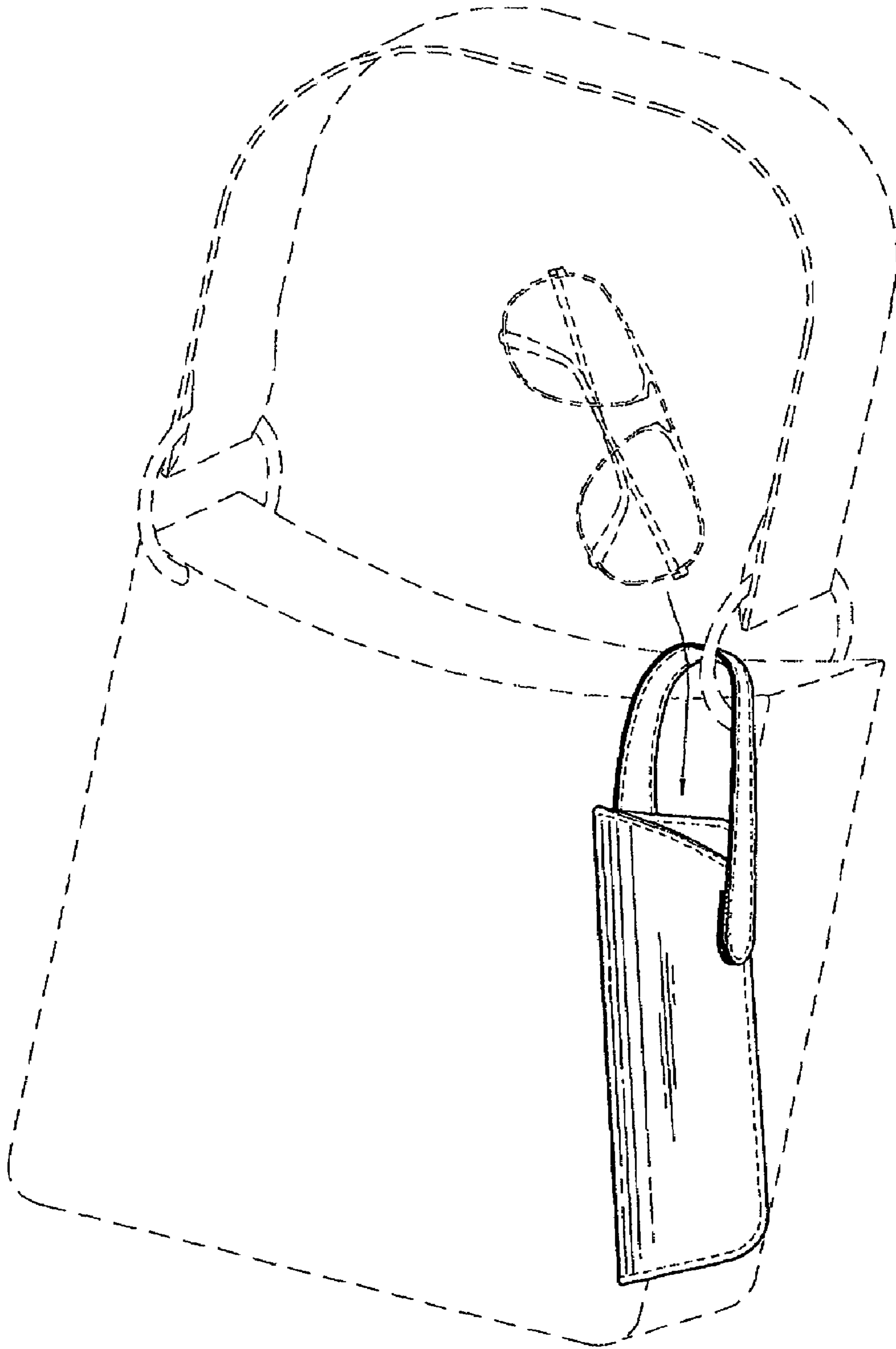


FIG. 9