



US00D617553S

(12) **United States Design Patent**
Shaw

(10) **Patent No.:** **US D617,553 S**
(45) **Date of Patent:** **** Jun. 15, 2010**

(54) **TOTE BAG**

(76) Inventor: **Marybeth Shaw**, 236 W. Lafayette Ave.,
Baltimore, MD (US) 21217

(**) Term: **14 Years**

(21) Appl. No.: **29/342,077**

(22) Filed: **Aug. 18, 2009**

Related U.S. Application Data

(60) Continuation-in-part of application No. 29/335,030,
filed on Apr. 7, 2009, now Pat. No. Des. 601,340,
which is a division of application No. 29/321,011, filed
on Jul. 9, 2008, now Pat. No. Des. 592,851.

(51) **LOC (9) Cl.** **03-01**

(52) **U.S. Cl.** **D3/232**

(58) **Field of Classification Search** D3/232–233,
D3/240–246, 318, 324; 150/100, 103–110,
150/113–114, 118–119

See application file for complete search history.

(56) **References Cited**

U.S. PATENT DOCUMENTS

D148,811 S * 2/1948 Malmstead D3/234
D258,997 S 4/1981 Barnes
D265,947 S 8/1982 Nienstaedt

D393,736 S * 4/1998 Rubin D2/717
D403,857 S 1/1999 Grove
D467,728 S 12/2002 Watkins et al.
D580,633 S * 11/2008 Cross D2/840

* cited by examiner

Primary Examiner—Holly H Baynham
(74) *Attorney, Agent, or Firm*—Rahman LLC

(57) **CLAIM**

The ornamental design for a tote bag, as shown and described.

DESCRIPTION

FIG. 1 is a front perspective view of a tote bag with a detached external snap-on feature;

FIG. 2 is a front perspective view of a tote bag with an attached external snap-on feature;

FIG. 3 is a rear perspective view of a tote bag; and,

FIG. 4 is a rear perspective view of a tote bag with an attached external snap-on feature.

The broken lines shown on the tote bag represent stitching and is part of the claimed design.

The snap-on feature is shown detached from the view of FIG. 1 and removed from the view of FIG. 3 for clarity and ease of illustration.

1 Claim, 2 Drawing Sheets

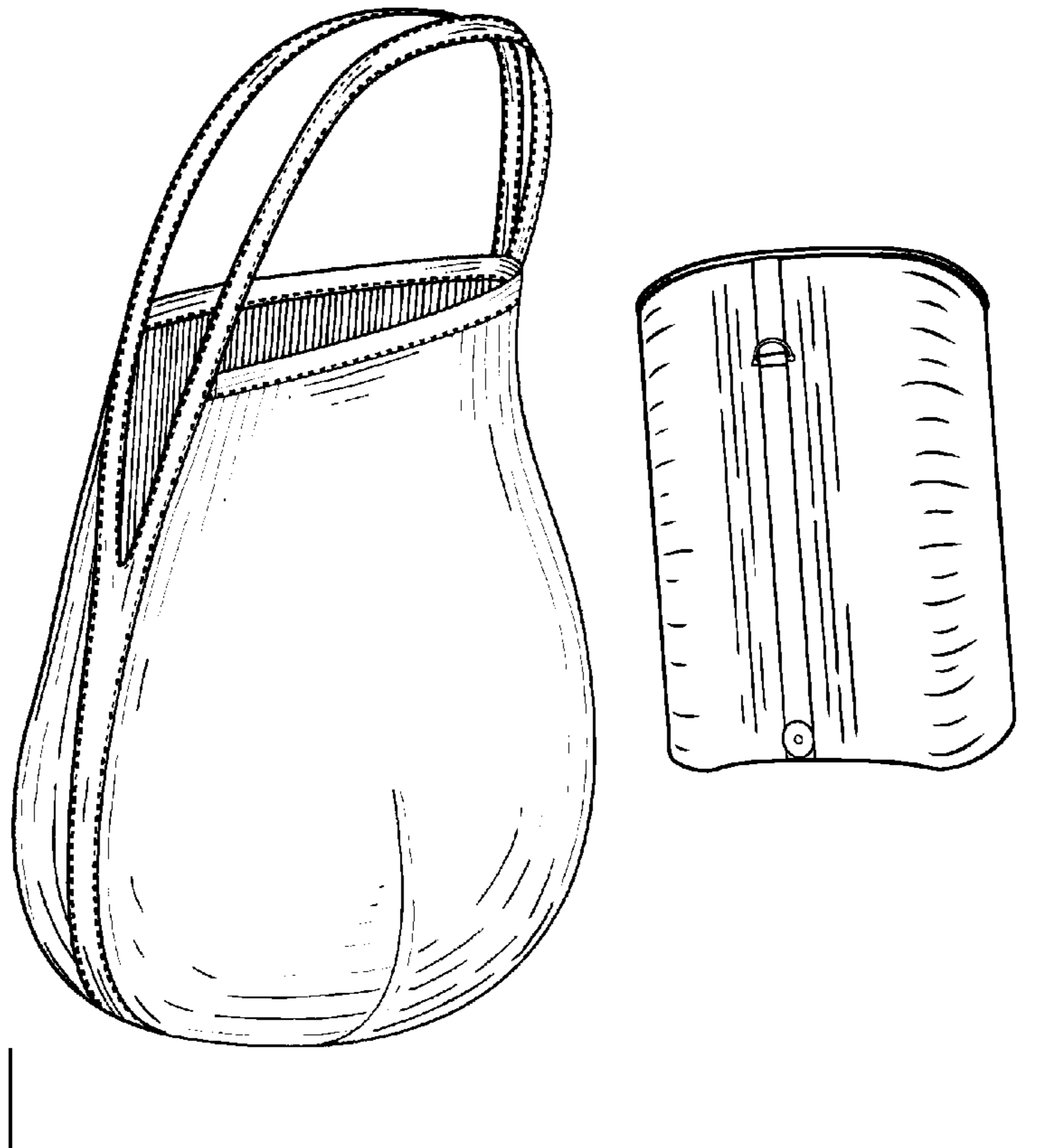


FIG. 2

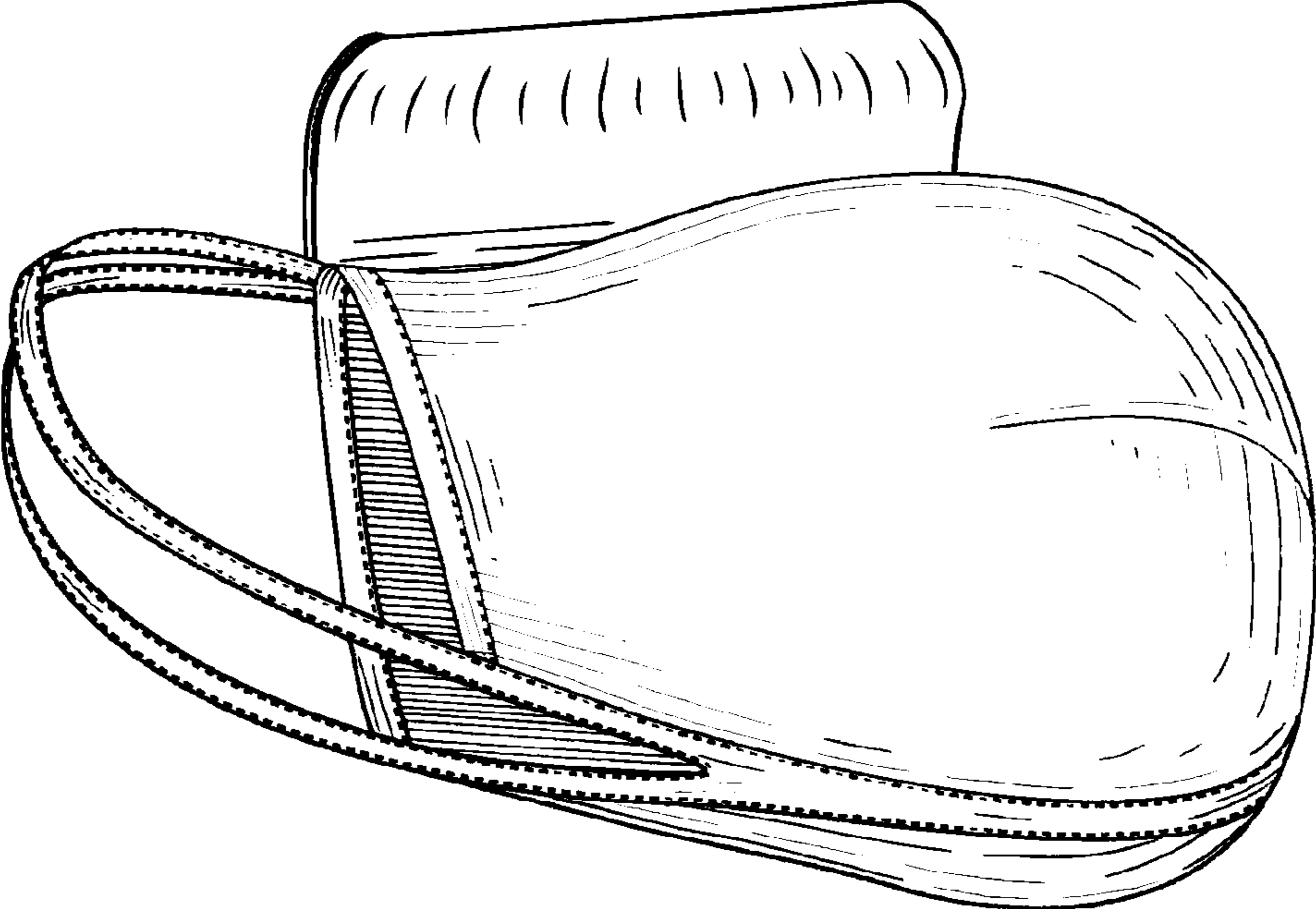


FIG. 1

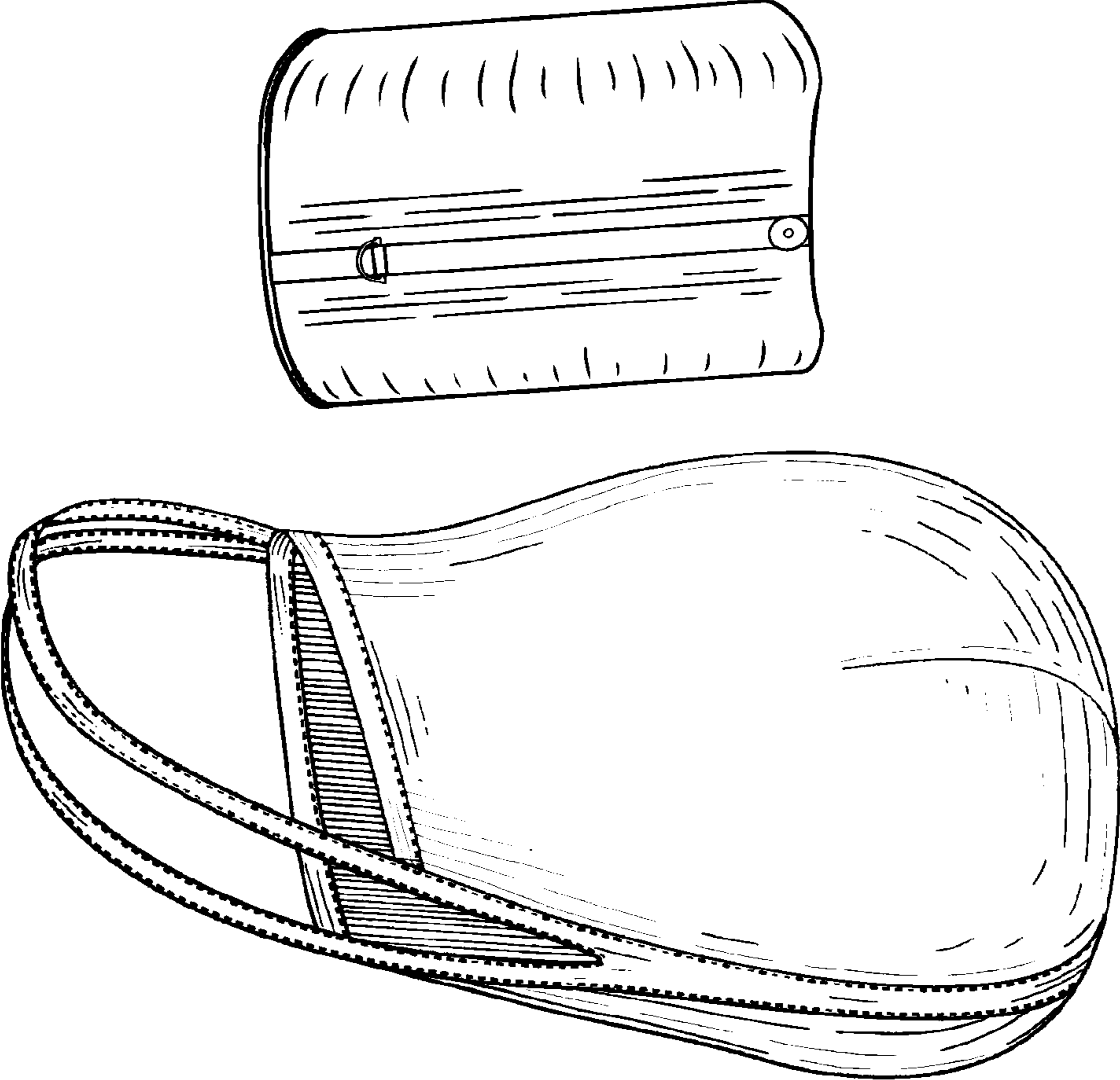


FIG. 4

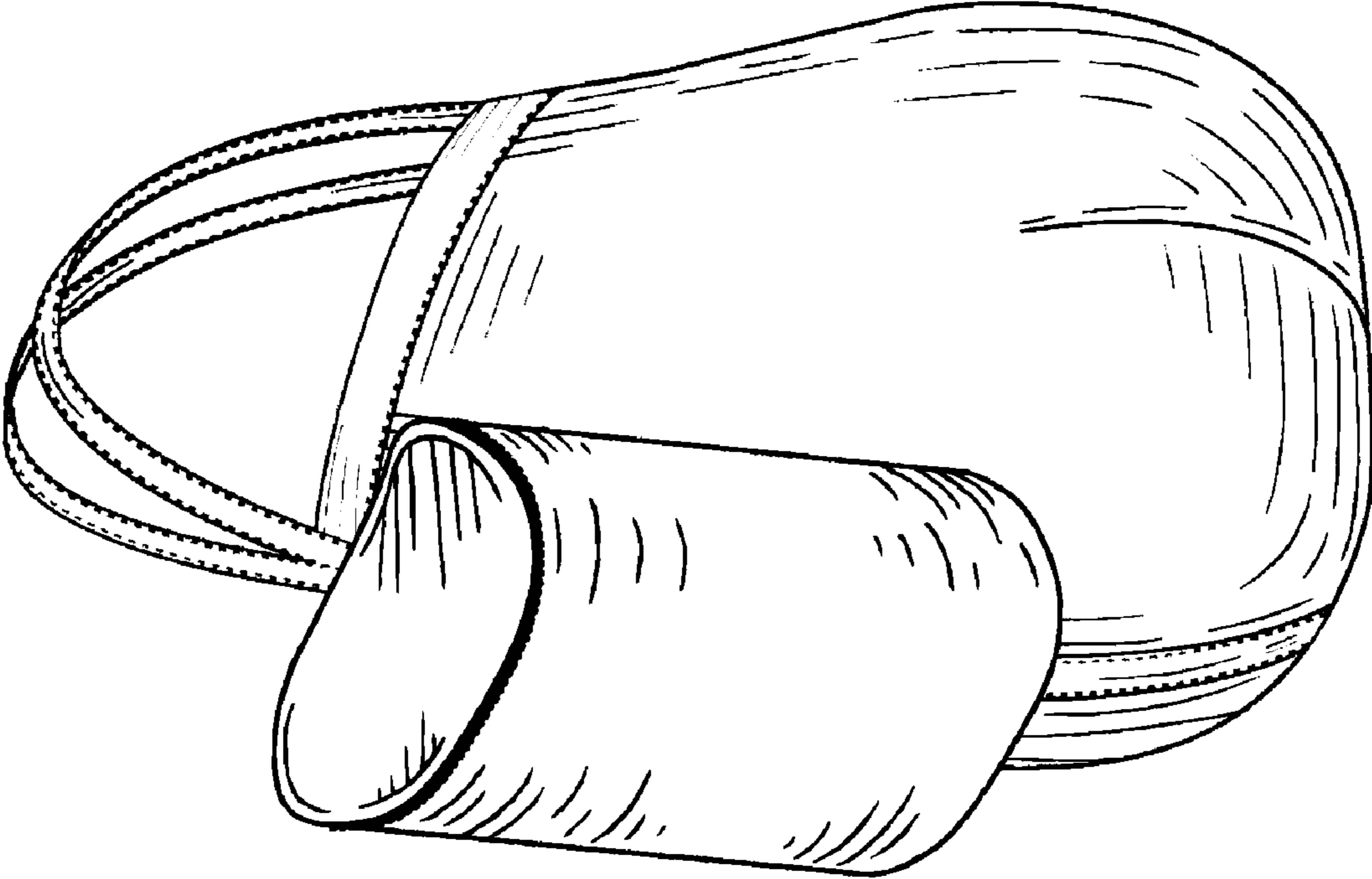


FIG. 3

