



US00D617546S

(12) **United States Design Patent**  
**Foster et al.**

(10) **Patent No.:** **US D617,546 S**  
(45) **Date of Patent:** **\*\* Jun. 15, 2010**

(54) **HEARING DEVICE COUNSELING KIT**

(57) **CLAIM**

(75) Inventors: **Todd Foster**, Saugus, CA (US); **Patricia Trautwein**, Winter Garden, FL (US); **Marinda Jeanne Scott**, Sylmar, CA (US)

The ornamental design for a hearing device counseling kit, as shown and described.

(73) Assignee: **Advanced Bionics, LLC**, Valencia, CA (US)

**DESCRIPTION**

(\*\*) Term: **14 Years**

The present application is related to U.S. patent application Ser. No. 29/337,847, filed on May 29, 2009, entitled "Hearing Device Counseling Kit" to Todd Foster, which is incorporated herein by reference in its entirety.

(21) Appl. No.: **29/337,849**

(22) Filed: **May 29, 2009**

FIG. 1 is a perspective view of a hearing device counseling kit, shown in an opened condition, with the bottom compartment lifted open and with the interchangeable trays removed; FIG. 2 is a top view thereof with the bottom compartment closed;

(51) **LOC (9) Cl.** ..... **03-01**

(52) **U.S. Cl.** ..... **D3/203.1**

(58) **Field of Classification Search** ..... D3/203.1, D3/203.6, 203.7, 201, 205, 272-273, 295, D3/301, 901, 905; 206/530-538, 566, 570, 206/579, 545, 823, 235, 37-38, 523, 702; 190/109-111; 383/38-39

FIG. 3 is a top view thereof with a first tray in place;

FIG. 4 is a top view thereof with both trays in place;

See application file for complete search history.

FIG. 5 is a top view thereof, shown in a closed condition;

(56) **References Cited**

**U.S. PATENT DOCUMENTS**

4,106,597	A *	8/1978	Shook et al.	190/110
4,763,791	A	8/1988	Halverson et al.	
D327,363	S *	6/1992	Farb	D3/203.1
5,273,154	A	12/1993	Braun	
5,320,219	A	6/1994	Ward	
5,353,921	A	10/1994	Tyra	
5,887,720	A	3/1999	Lin	
D479,645	S *	9/2003	Riley	D3/203.1
D600,440	S *	9/2009	Gaikwad et al.	D3/203.1

FIG. 6 is a bottom view thereof;

FIG. 7 is a front side view thereof;

FIG. 8 is a rear view thereof;

FIG. 9 is a left side view thereof; and,

FIG. 10 is a right side view thereof.

**OTHER PUBLICATIONS**

Advanced Bionics Counseling Kits, photographs, 2007.


(Continued)

*Primary Examiner*—Catherine R Oliver

(74) *Attorney, Agent, or Firm*—Mary Elizabeth Bush; Bryant R. Gold

The positions and number of cut out shapes in the foam inserts shown in the trays and bottom of the case in FIGS. 1-4 may be varied as needed. For example, the top and bottom trays are interchangeable, and the foam within the trays is interchangeable. Foam having other arrangements of cut outs may be provided, such as: there may be less or more than the four cut outs in the foam in the bottom of the case shown in FIG. 2; the logo in the foam insert may have more or less than the 8 shapes shown surrounding it; any or all of the cut outs may be the mirror image of the cut outs shown.

**1 Claim, 3 Drawing Sheets**



OTHER PUBLICATIONS

Cochlear Counseling Kit, photographs, 2005.

Med-El Counseling Kit, photographs, 2007.

Wolf Designs Valet Cases, downloaded Aug. 25, 2009, from <http://www.wolfdesigns.com/?a=getp&oid=215&cid=2&scid=9>.

Wolf Designs Vicci Women, downloaded Aug. 25, 2009, from <http://www.wolfdesigns.com/?a=getp&oid=215&cid=6&scid=4>.

\* cited by examiner



**Fig. 1**



**Fig. 2**




*Fig. 3*




*Fig. 4*




*Fig. 5*




*Fig. 6*




*Fig. 7*



*Fig. 8*



*Fig. 9*



*Fig. 10*