



US00D617539S

(12) **United States Design Patent**
Boles

(10) **Patent No.:** **US D617,539 S**
(45) **Date of Patent:** **** Jun. 15, 2010**

(54) **TWIST FOLDABLE SUN VISOR FOR HARD HAT**

(76) Inventor: **Dennis Boles**, 19 Lyons Ave., Apt. 403,
Newark, NJ (US) 07112

(**) Term: **14 Years**

(21) Appl. No.: **29/315,529**

(22) Filed: **Jul. 2, 2009**

(51) **LOC (9) Cl.** **02-03**

(52) **U.S. Cl.** **D2/893; D29/122**

(58) **Field of Classification Search** D2/865,
D2/866, 875, 876, 878, 879, 881, 882, 884,
D2/886, 891, 893; D29/102, 103, 104, 105,
D29/106, 122; 2/10, 12, 171, 171.01, 171.02,
2/171.03, 174, 175.1, 175.5, 175.6, 182.2,
2/195.1, 209.11, 209.12, 209.3

See application file for complete search history.

(56) **References Cited**

U.S. PATENT DOCUMENTS

65,871 A *	6/1867	Browne	2/10
128,780 A *	7/1872	Battle	2/10
480,041 A *	8/1892	Schlesinger	2/182.1
986,728 A *	3/1911	Lee et al.	2/174
1,179,631 A *	4/1916	Hurd	2/171.02
1,238,615 A *	8/1917	Wolf	2/175.5
1,369,418 A *	2/1921	Gearhart	2/171.01
1,599,096 A *	9/1926	Marks	2/12
2,149,468 A *	3/1939	Santise	2/175.5
2,447,776 A *	8/1948	Sherwood	2/174
2,495,041 A *	1/1950	Weiss	2/171.01
2,684,483 A *	7/1954	Kwake	2/171.03
2,807,023 A *	9/1957	Woodward et al.	2/209.3
2,845,289 A *	7/1958	Cicogna	2/257
2,934,767 A	10/1958	Schoener	
4,096,590 A *	6/1978	Keshock	2/175.5
4,316,289 A	2/1982	Hild	
D323,241 S *	1/1992	Neal	D2/868
5,406,645 A *	4/1995	Lin	2/10
5,548,846 A *	8/1996	Bianchetti	2/209.12
D379,679 S	6/1997	Poole	

5,727,250 A	3/1998	Black	
5,857,219 A *	1/1999	Edmark	2/182.2
6,256,794 B1 *	7/2001	Erickson	2/209.11
6,343,382 B2 *	2/2002	Sciglia	2/200.1
6,374,423 B1 *	4/2002	Anderson et al.	2/425
6,484,323 B1 *	11/2002	Pu	2/410
6,658,664 B1 *	12/2003	Verhoeven	2/12
7,406,721 B2 *	8/2008	Husbands et al.	2/172
2004/0199979 A1 *	10/2004	Ngan	2/195.1
2006/0174396 A1 *	8/2006	Rosas	2/175.6

OTHER PUBLICATIONS

Sunbrero hard hat sun visor, as shown on www.sunbrero.com, viewed on Dec. 15, 2009 (1 page).*

* cited by examiner

Primary Examiner—Elizabeth A Albert

Assistant Examiner—Karen E Eldridge Powers

(74) *Attorney, Agent, or Firm*—Melvin K. Silverman; Yi Li

(57) **CLAIM**

The ornamental design for a twist foldable sun visor for hard hat, as shown and described.

DESCRIPTION

FIG. 1 is a top perspective view of a twist foldable sun visor for hard hat in an unfolded configuration, showing an embodiment of my new design;

FIG. 2 is a bottom perspective view of the embodiment shown in FIG. 1;

FIG. 3 is a bottom plan view of the embodiment shown in FIG. 1;

FIG. 4 is a left side elevational view of the embodiment shown in FIG. 1, the right side being a mirror image of the left side elevational view;

FIG. 5 is a front elevational view of the embodiment shown in FIG. 1; the rear side being a mirror image of the front side elevational view;

FIG. 6 is an enlarged partial cross sectional view along line VI—VI of FIG. 3, showing only a rim portion of the embodiment shown in FIG. 1;

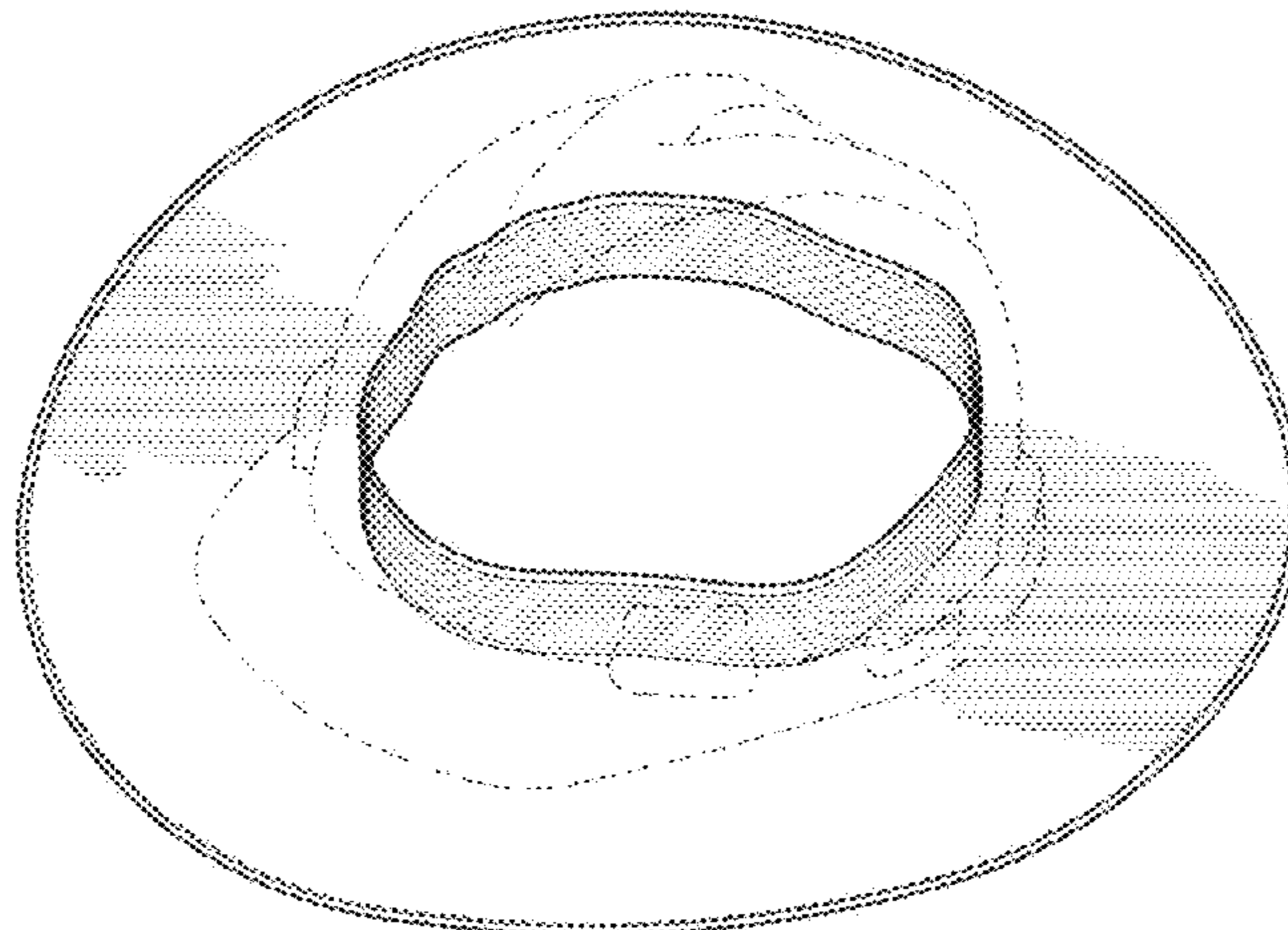


FIG. 7 is a perspective view of the twist foldable sun visor shown in FIG. 1 in a semi-unfolded configuration;

FIG. 8 is perspective view of the twist foldable sun visor shown in FIG. 1 in a folded configuration;

FIG. 9 is a top perspective view of the twist foldable sun visor shown in FIG. 1, showing a hard hat in phantom;

FIG. 10 is a bottom perspective view of the twist foldable sun visor shown in FIG. 1, showing a hard hat in phantom;

FIG. 11 is a top perspective view of a twist foldable sun visor for hard hat in a further embodiment of the present invention, showing an unfolded configuration;

FIG. 12 is a bottom perspective view of the embodiment shown in FIG. 11;

FIG. 13 is a bottom plan view of the embodiment shown in FIG. 11;

FIG. 14 is a left side elevational view of the embodiment shown in FIG. 11, the right side being a mirror image of the left side elevational view;

FIG. 15 is a front elevational view of the embodiment shown in FIG. 11; the rear side being a mirror image of the front side elevational view;

FIG. 16 is an enlarged partial cross sectional view along line XVI—XVI of FIG. 13, showing only a rim portion of the embodiment shown in FIG. 11;

FIG. 17 is a perspective view of the twist foldable sun visor of the embodiment shown in FIG. 11 in a semi-unfolded configuration; and,

FIG. 18 is perspective view of the twist foldable sun visor of the embodiment shown in FIG. 11 in a folded configuration.

The broken lines shown immediately adjacent to the rims in the drawings illustrate stitching and form a part of the claimed design. The hard hat shown in broken lines in FIGS. 9 and 10 is only for the purpose of illustrating the environment in which the twist foldable sun visor of the present invention is used, and forms no part of the claimed design.

It is noted that because of the small cross section dimension of the rim portion relative to the overall sun visors as shown in FIGS. 4 and 14, enlarged partial cross sectional views are provided in FIGS. 6 and 16, respectively, to show the details of the embodiments shown in FIGS. 1 and 11.

1 Claim, 9 Drawing Sheets

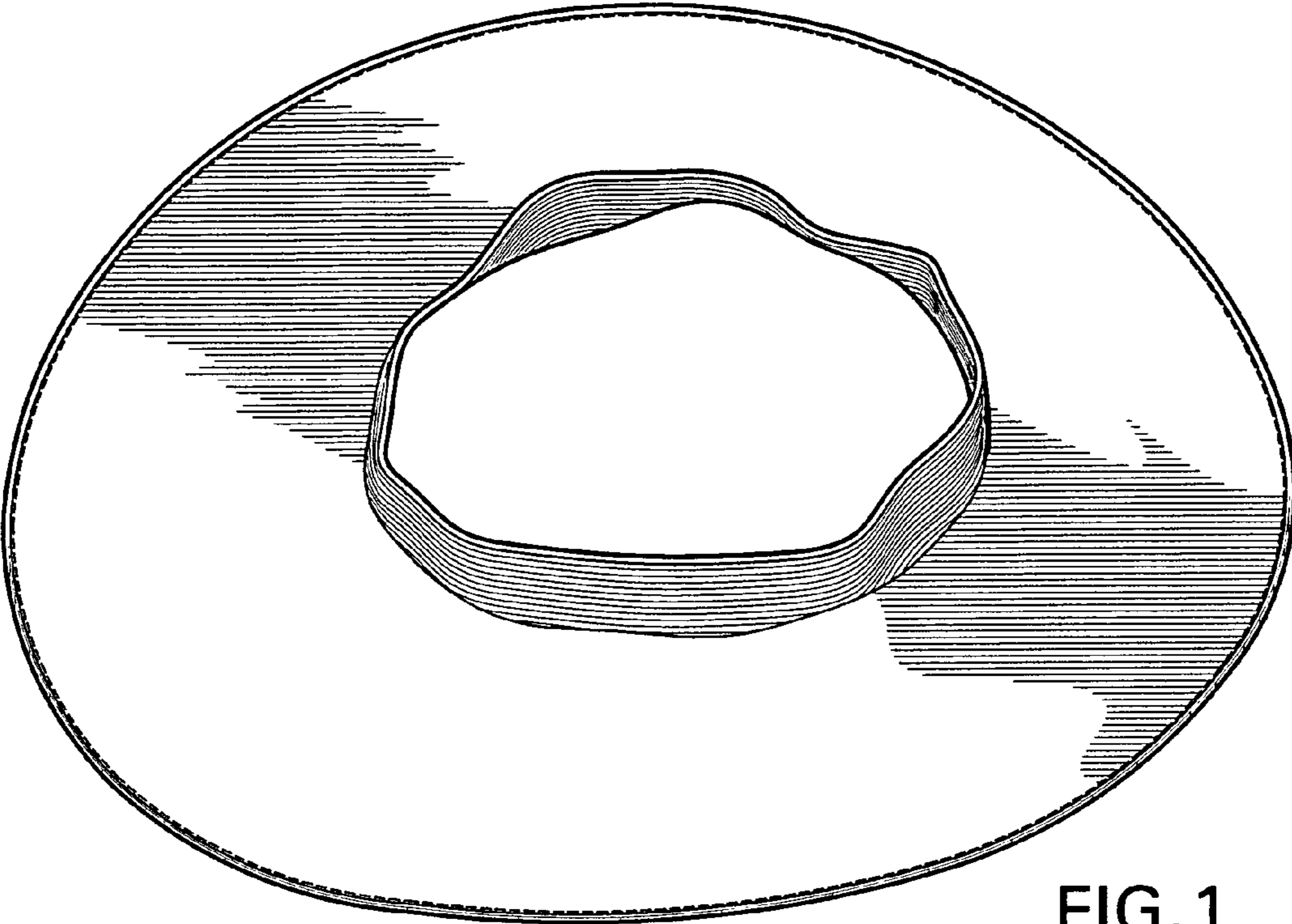


FIG. 1

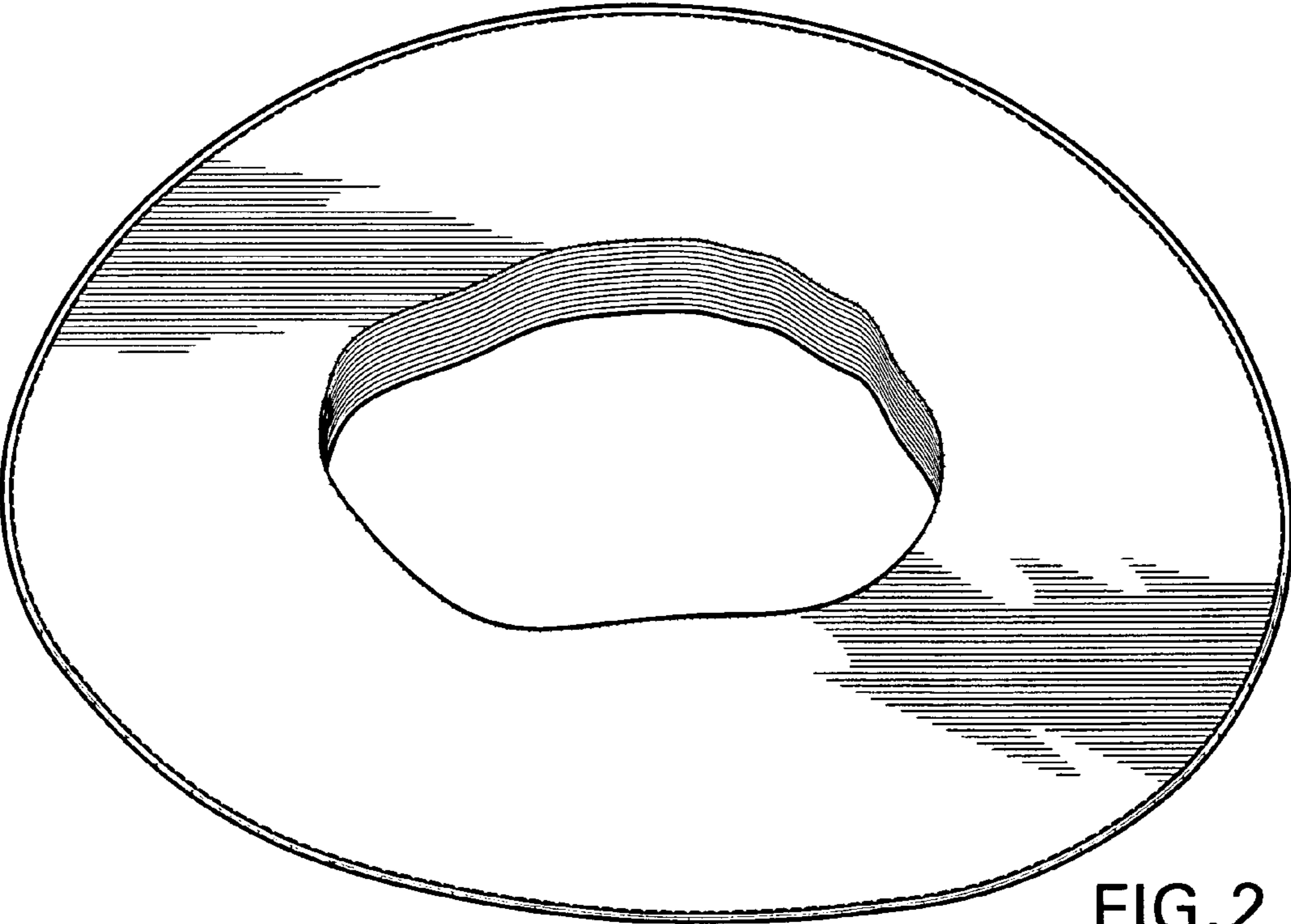


FIG. 2

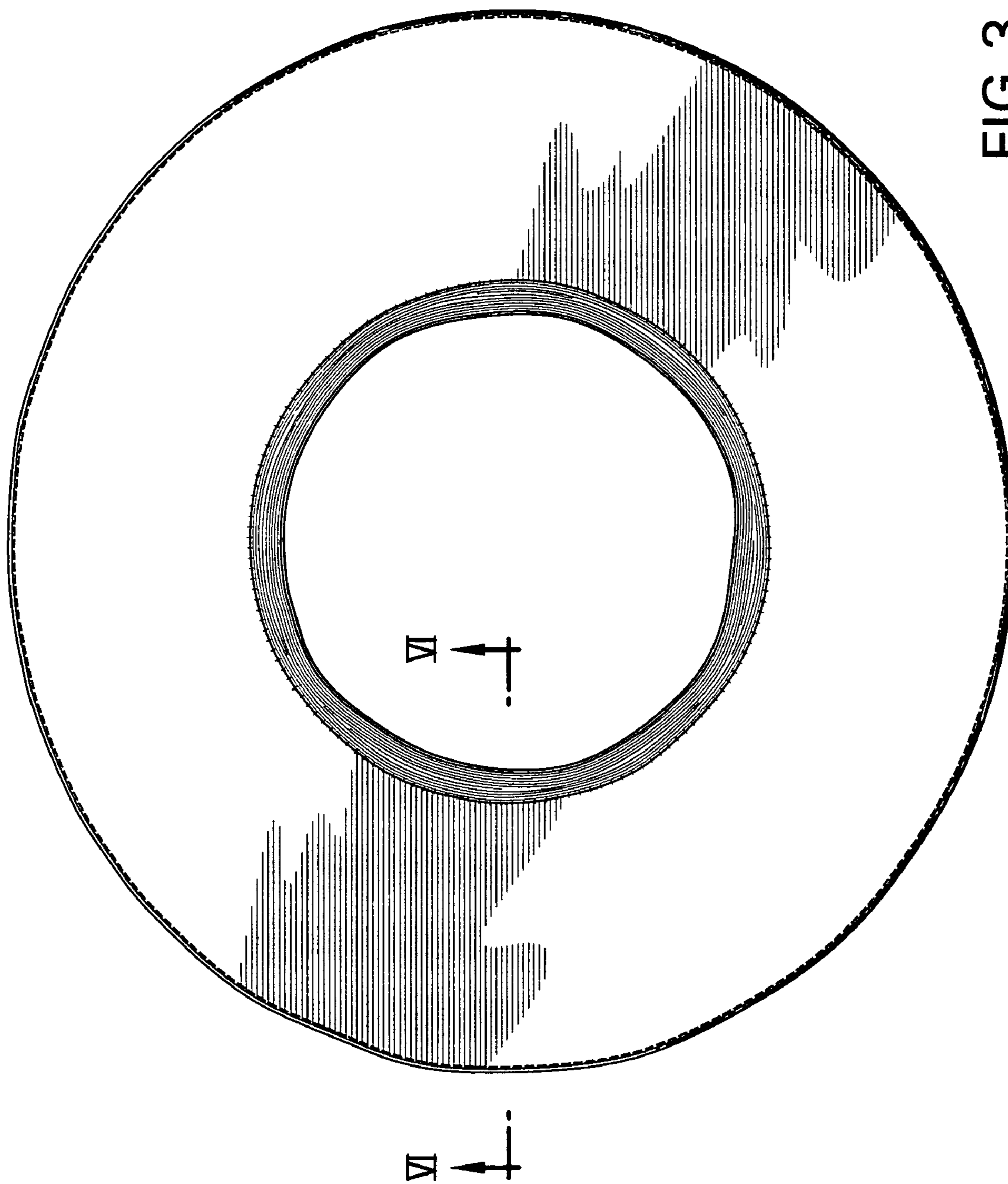


FIG.3




FIG. 4




FIG. 5

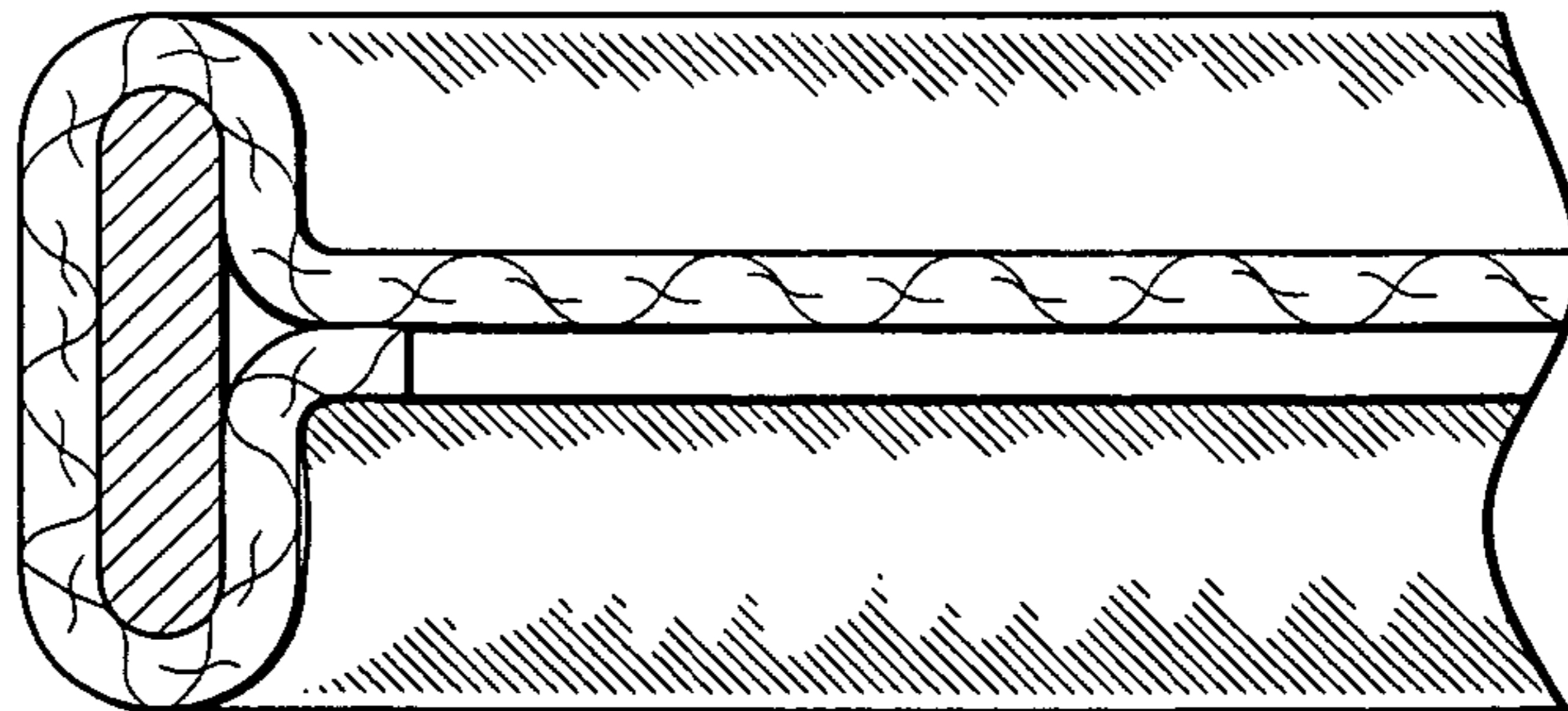


FIG. 6

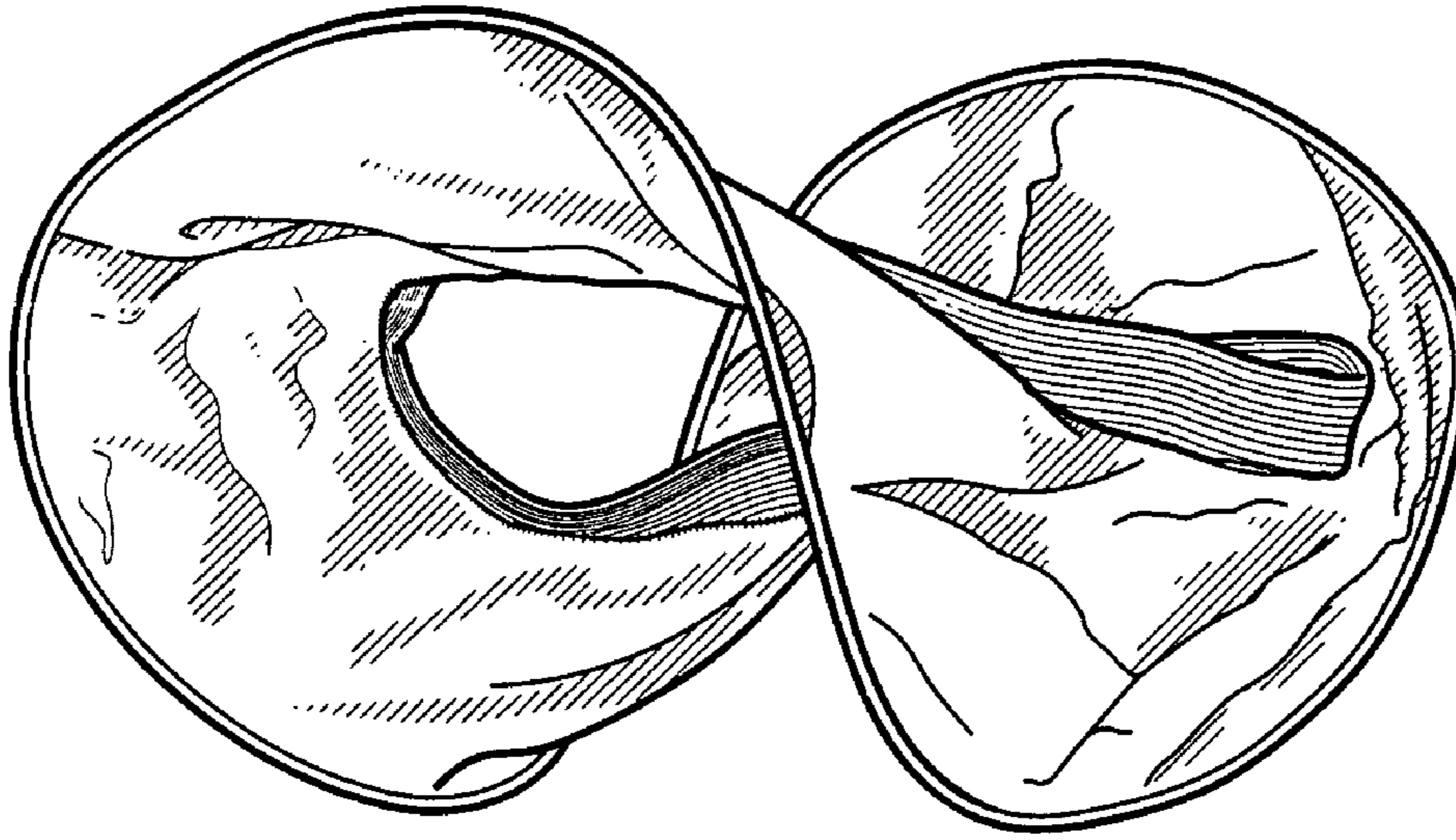


FIG. 7



FIG. 8

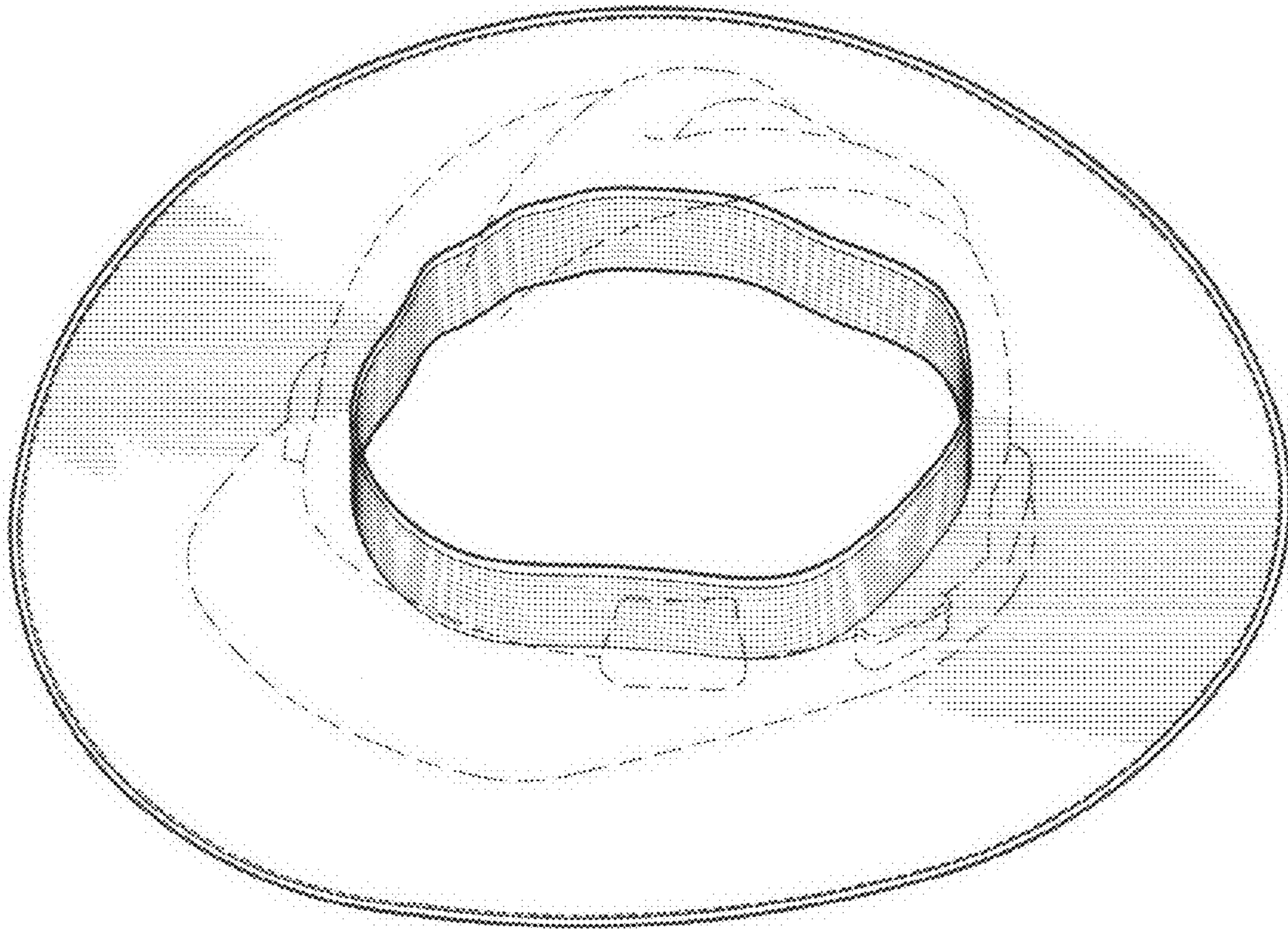


FIG. 9

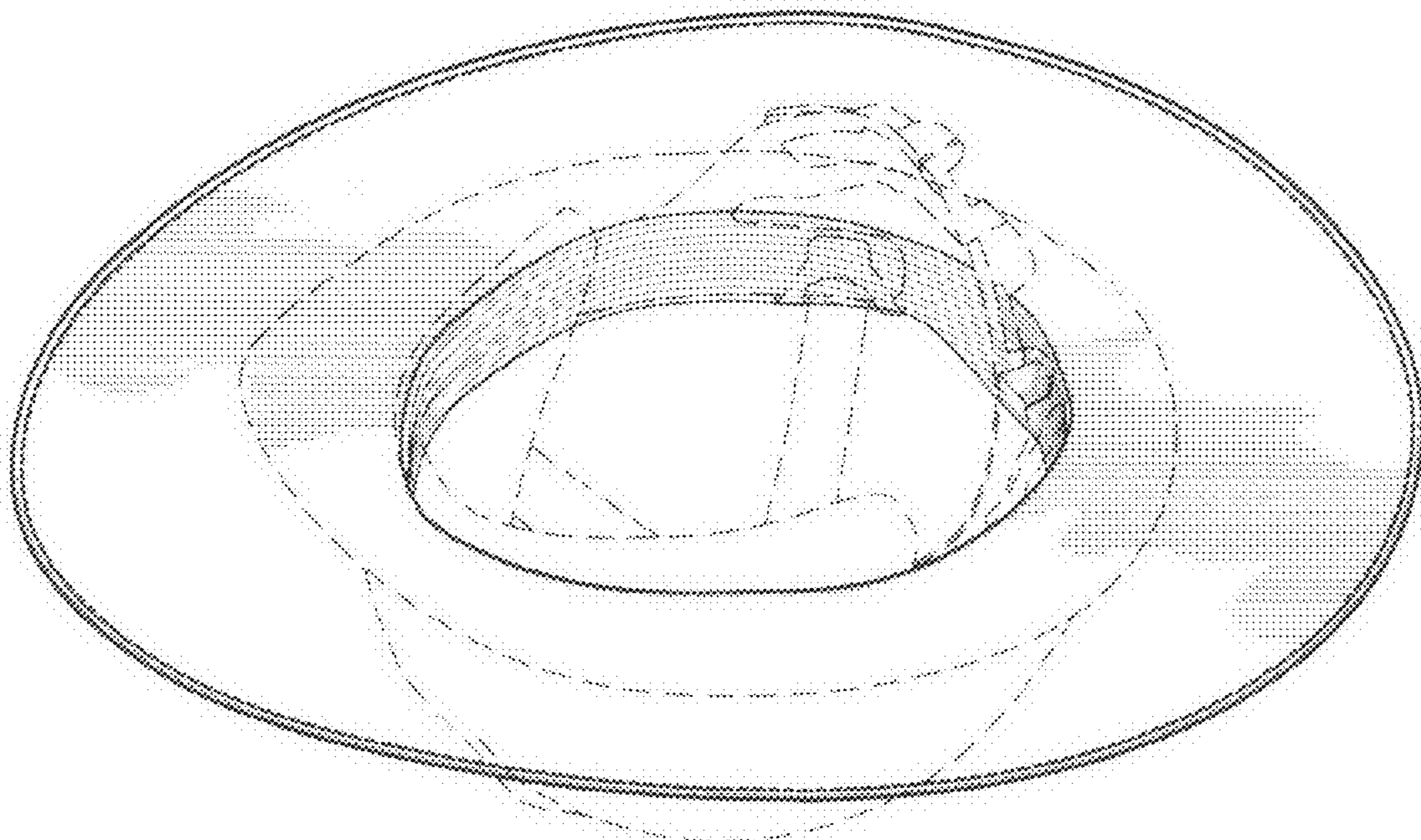


FIG. 10

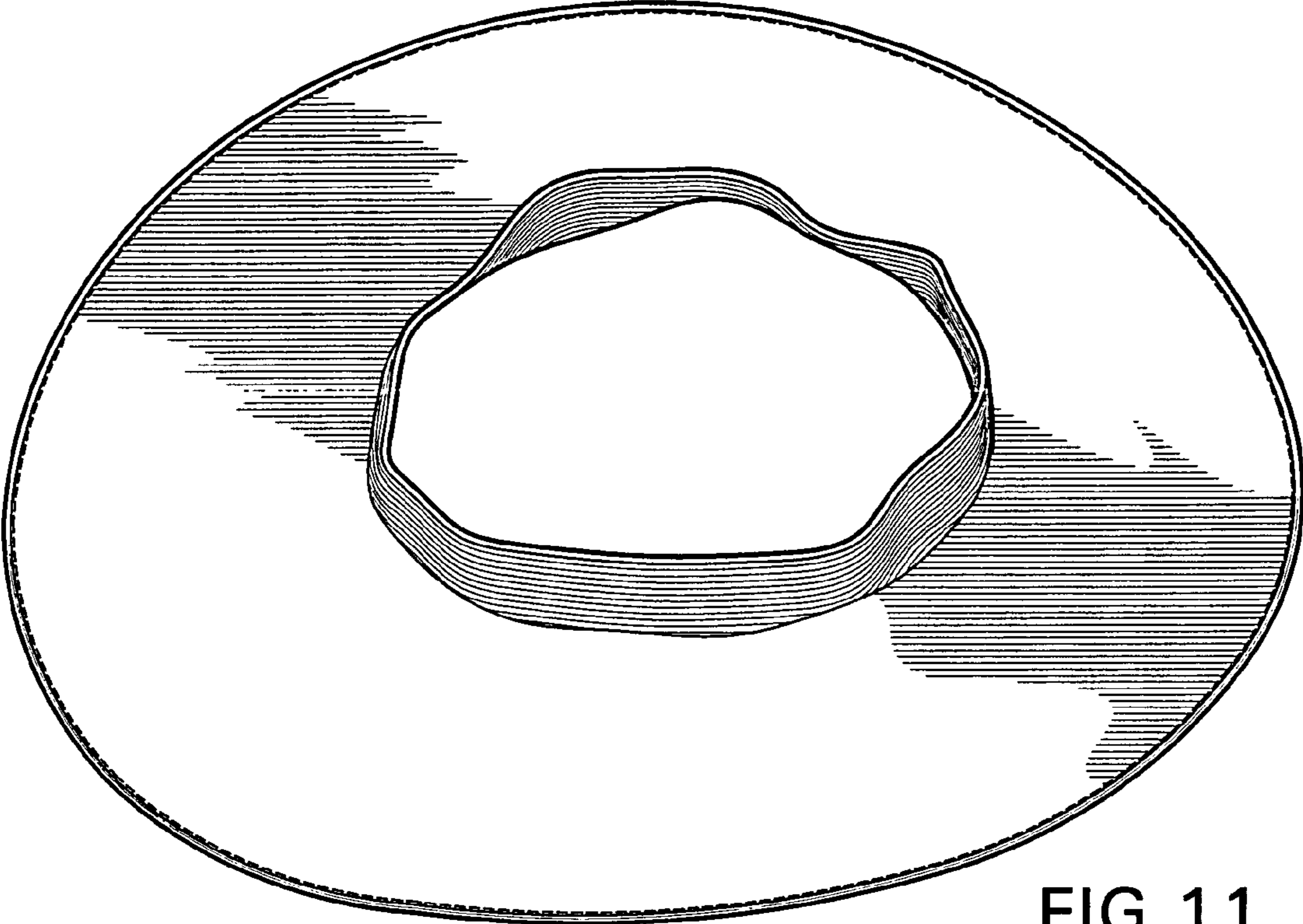


FIG. 11

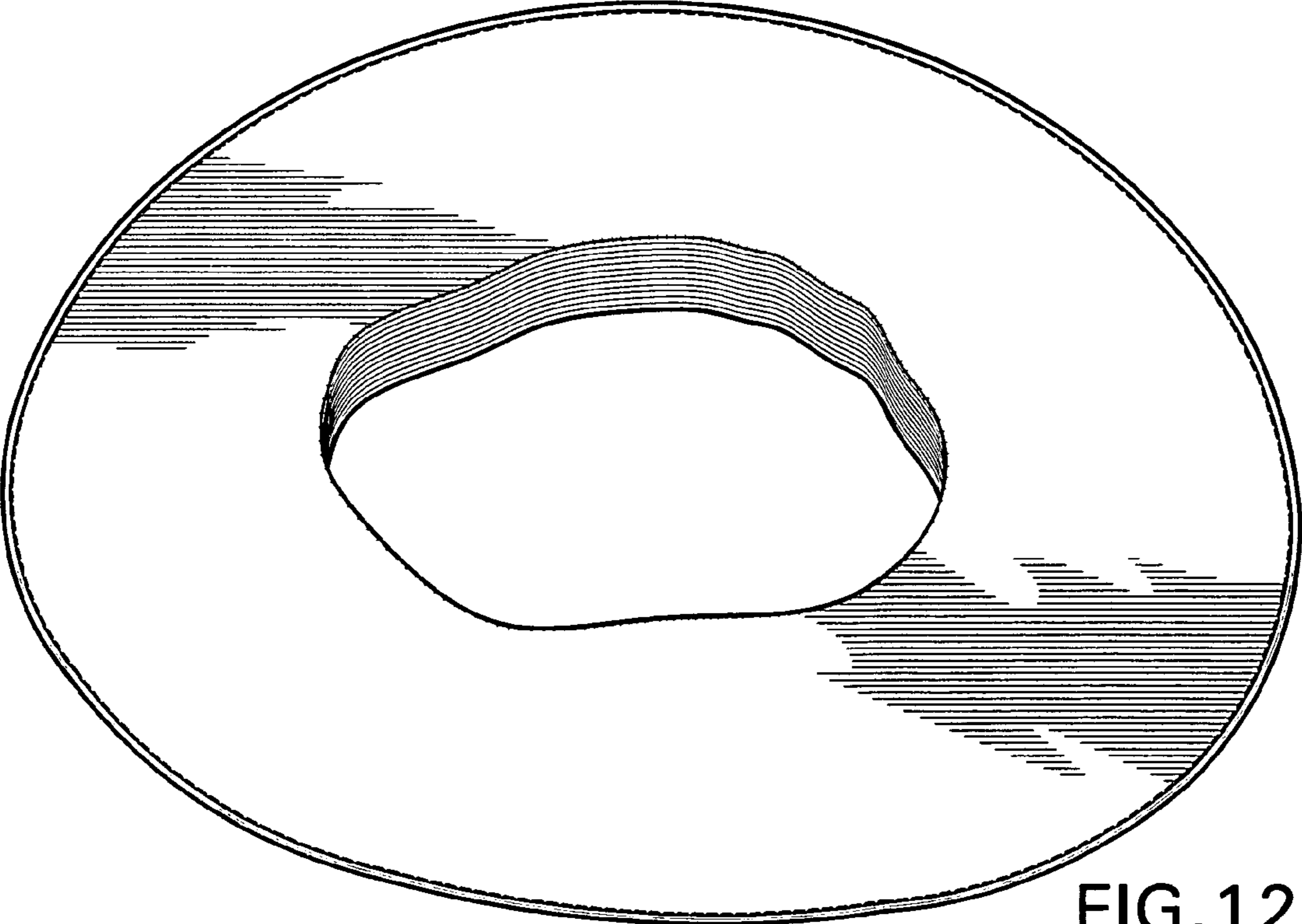


FIG. 12

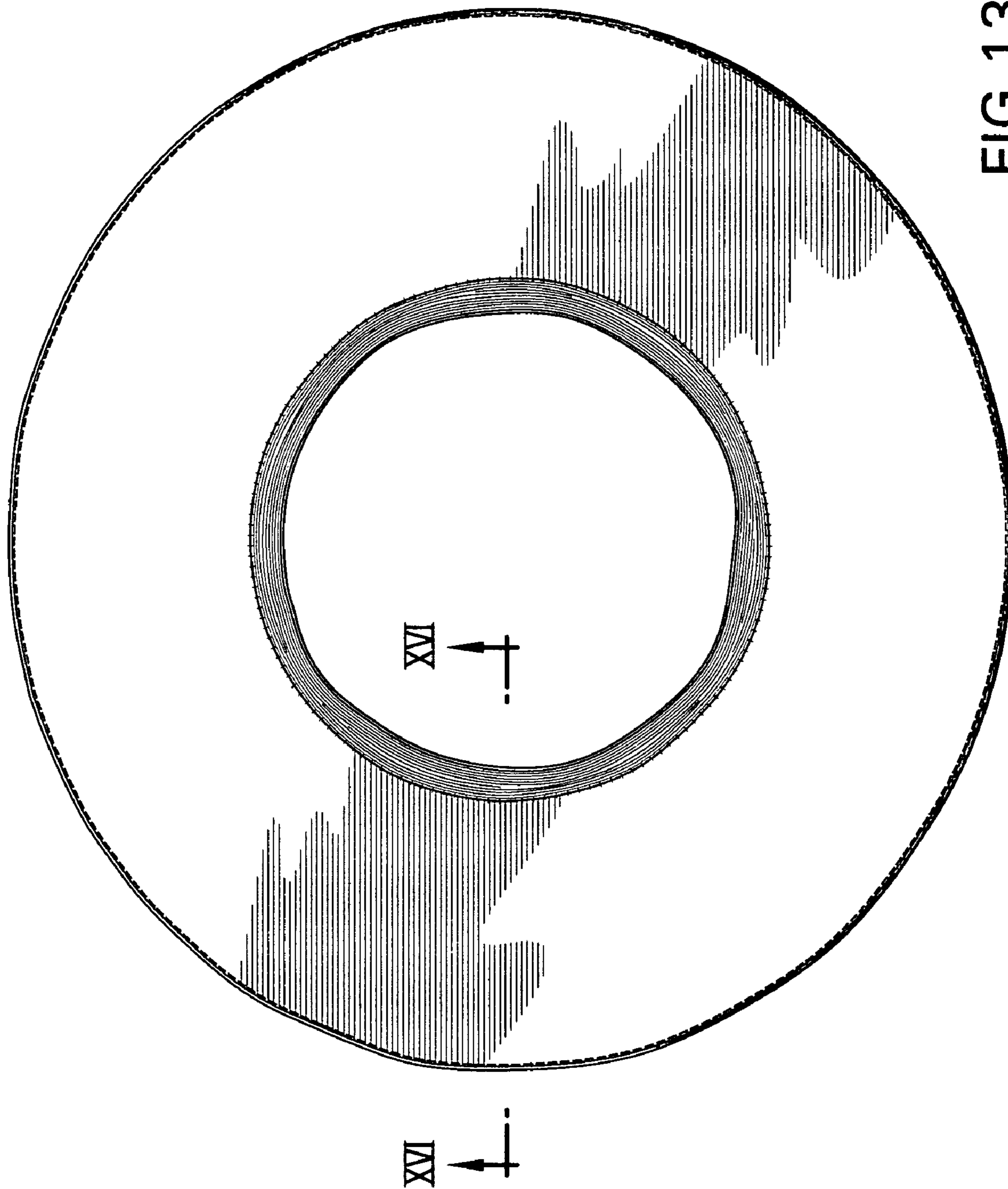


FIG. 13




FIG. 14




FIG. 15

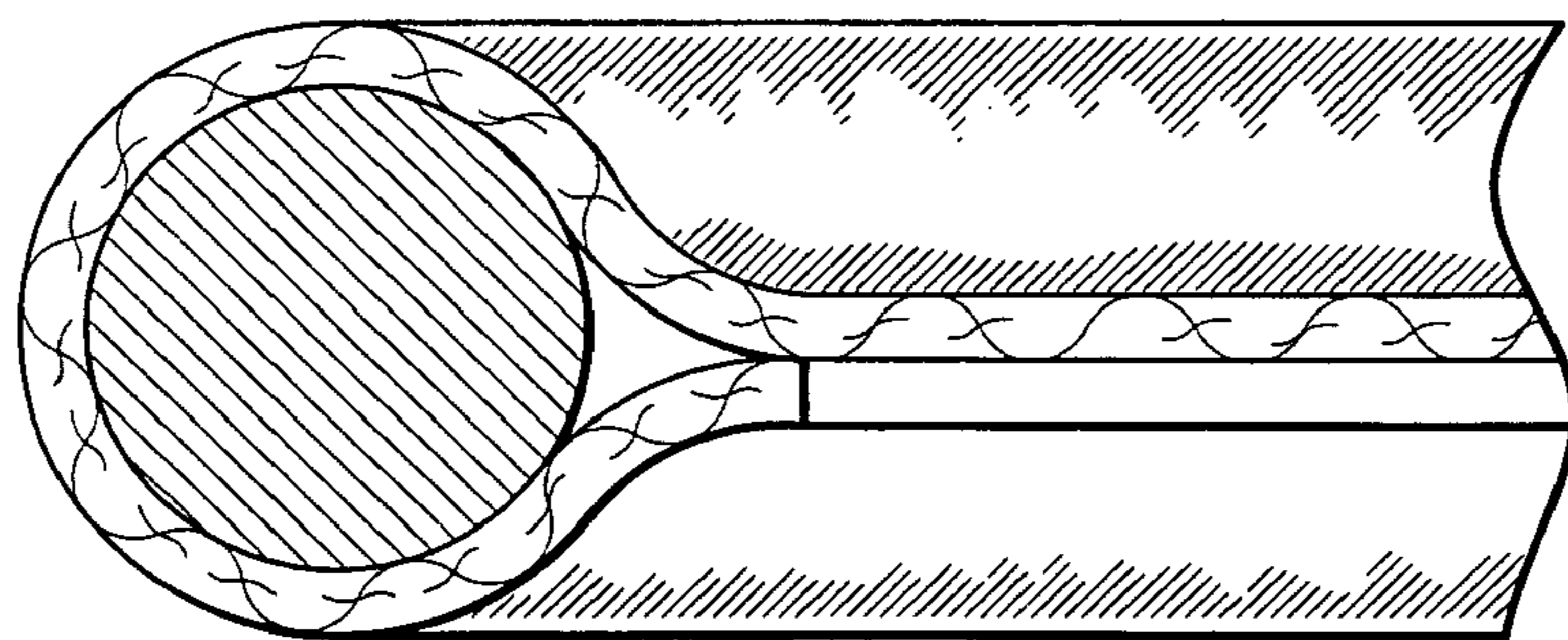


FIG. 16

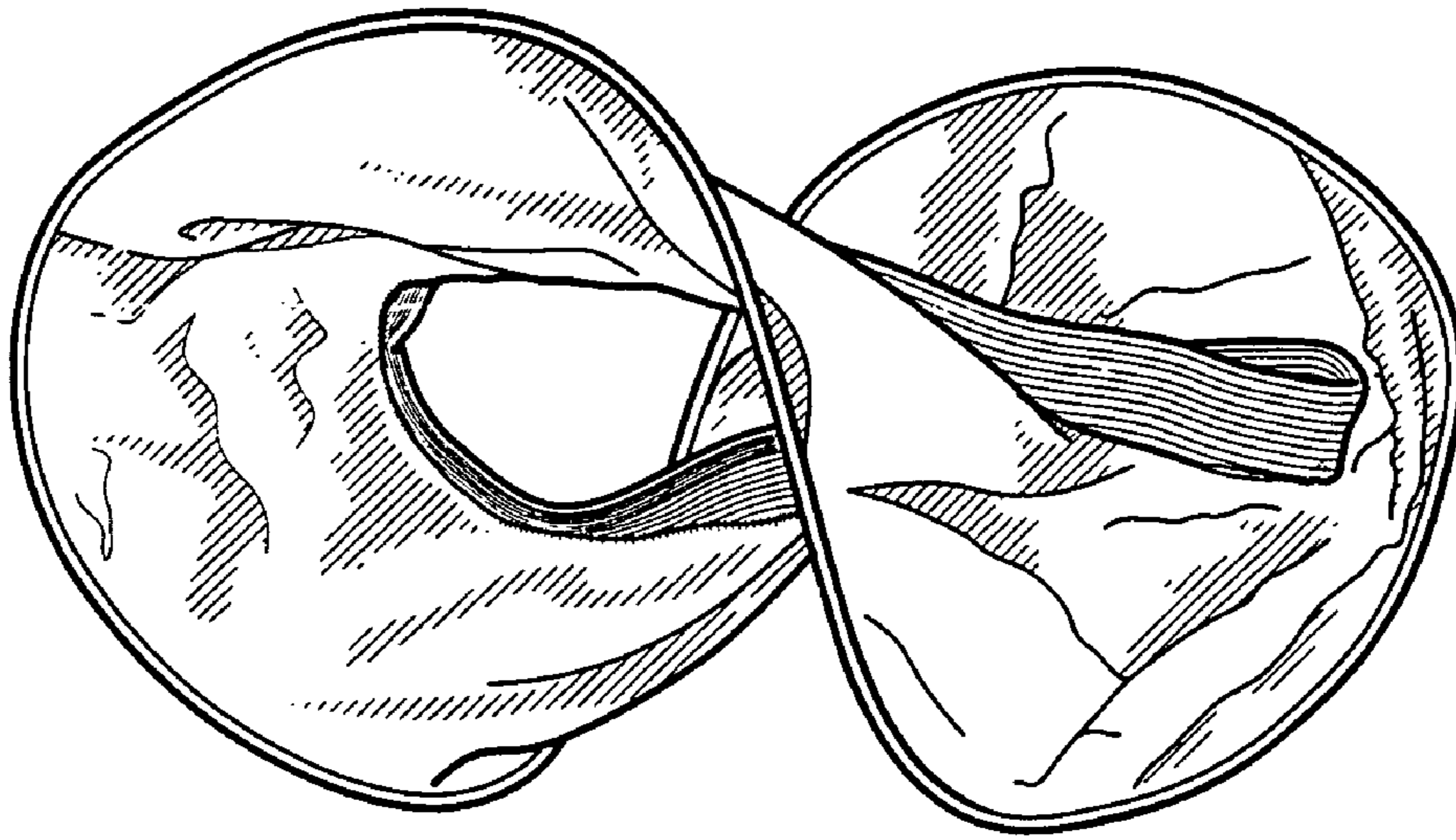


FIG. 17



FIG. 18