



US00D617530S

(12) **United States Design Patent**
Bengyak

(10) **Patent No.:** **US D617,530 S**
(45) **Date of Patent:** **** Jun. 15, 2010**

(54) **GLOVES**

(76) Inventor: **Christopher Edward Bengyak**, 3030
10th Ct., Vero Beach, FL (US) 32960

(**) Term: **14 Years**

(21) Appl. No.: **29/354,501**

(22) Filed: **Jan. 25, 2010**

(51) **LOC (9) Cl.** **02-06**

(52) **U.S. Cl.** **D2/615**

(58) **Field of Classification Search** D2/610–623;
D29/113, 118, 119; 2/158, 159, 161.3, 161.4,
2/161.8; 15/227, 104, 94; D21/153, 157,
D21/159, 168, 100; D20/10, 23, 25, 29
See application file for complete search history.

(56) **References Cited**

U.S. PATENT DOCUMENTS

1,630,730	A *	5/1927	Daugherty	116/35 R
D91,214	S *	12/1933	Provost	D20/29
2,546,209	A *	3/1951	Baum	446/327
D298,686	S *	11/1988	Colclasure	D2/617
D464,376	S *	10/2002	Zimmerman	D20/33
D596,446	S *	7/2009	Nolan	D7/354
D609,428	S *	2/2010	Bengyak	D2/615

* cited by examiner

Primary Examiner—Raphael Barkai
Assistant Examiner—Randall H Gholson

(74) *Attorney, Agent, or Firm*—Mayback & Hoffman;
Gregory L. Mayback; Scott D. Smiley

(57) **CLAIM**

The ornamental design for gloves, as shown and described.

DESCRIPTION

FIG. 1 is an elevational palm-side view of a right-hand glove according to the present invention;

FIG. 2 is an elevational backhand view of the glove of FIG. 1 according to the present invention;

FIG. 3 is an alternate elevational palm-side view of the right-hand glove of FIGS. 1 & 2 being worn by a user according to the present invention;

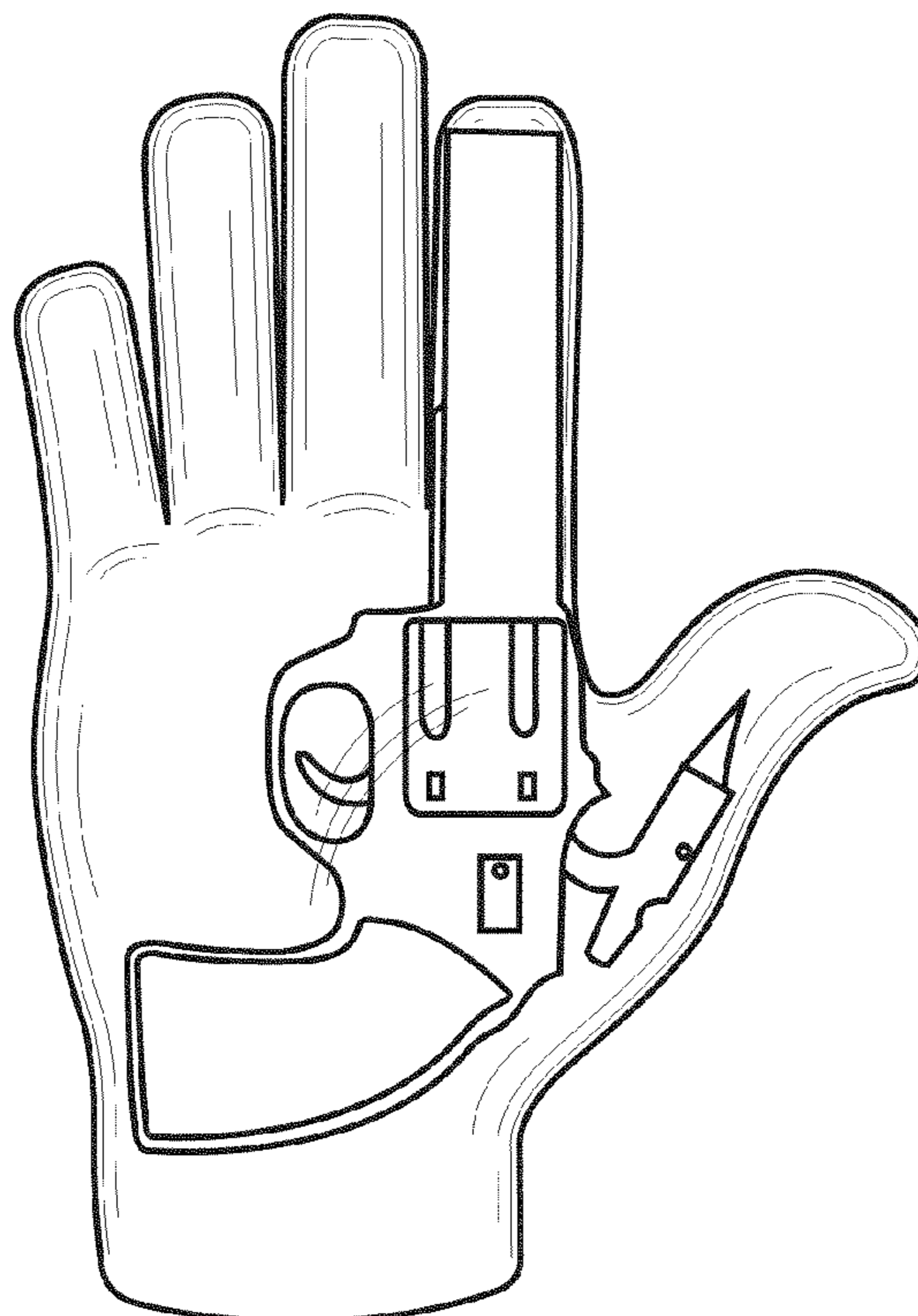
FIG. 4 is an elevational palm-side view of a left-hand glove according to the present invention;

FIG. 5 is an elevational backhand view of the glove of FIG. 4 according to the present invention; and,

FIG. 6 is an alternate elevational palm-side view of the left-hand glove of FIGS. 4 & 5 being worn by a user according to the present invention.

The broken lines showing the gloves in use are included for the purpose of illustration and form no part of the claimed design.

1 Claim, 4 Drawing Sheets



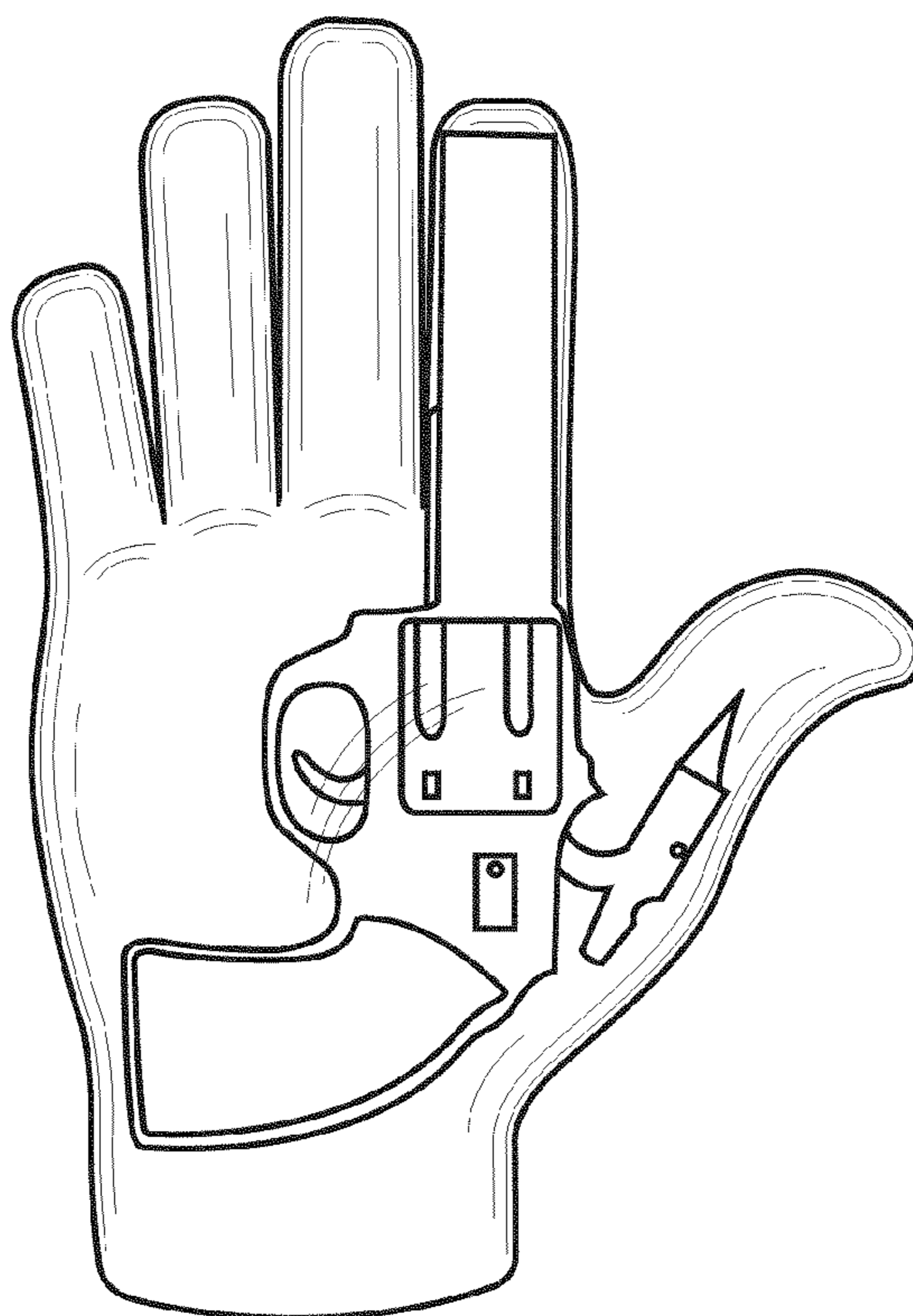


FIG. 1




FIG. 2




FIG. 3

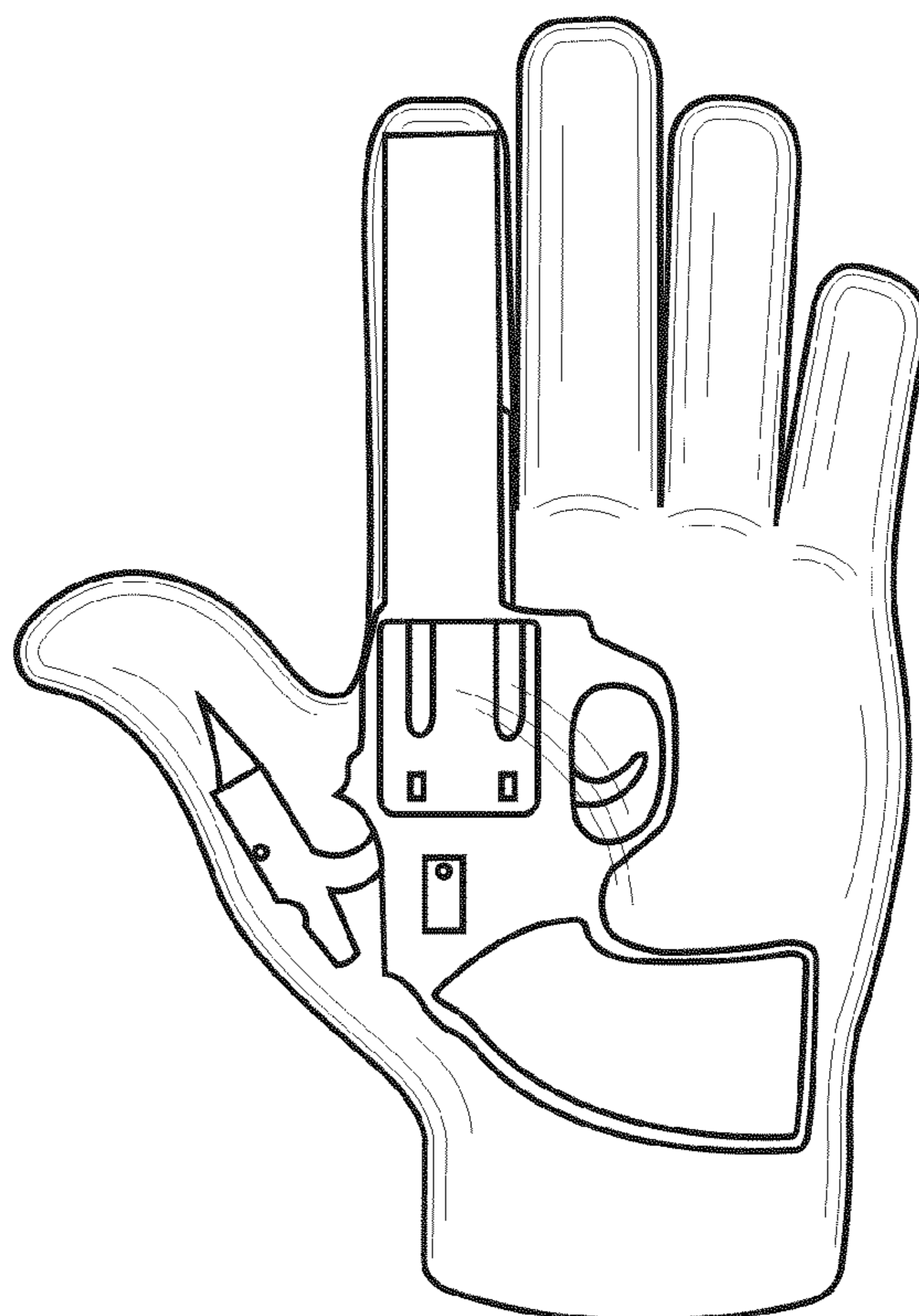


FIG. 4




FIG. 5

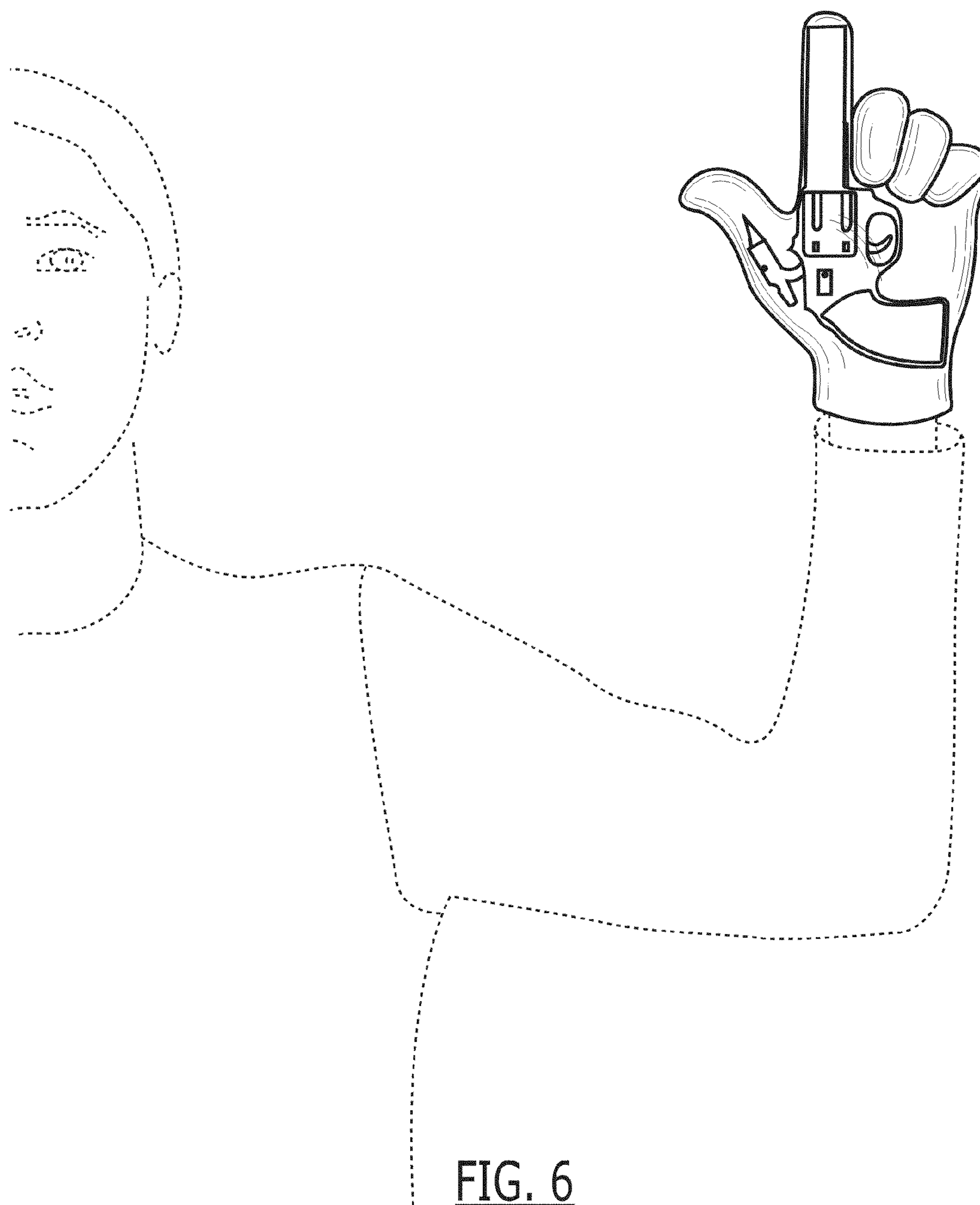


FIG. 6