



US00D617526S

(12) **United States Design Patent**
Bengyak

(10) **Patent No.:** **US D617,526 S**

(45) **Date of Patent:** **** Jun. 15, 2010**

(54) **GLOVE WITH TOMAHAWK**

(76) Inventor: **Christopher Edward Bengyak**, 3030
10th Ct., Vero Beach, FL (US) 32960

(**) Term: **14 Years**

(21) Appl. No.: **29/341,864**

(22) Filed: **Aug. 13, 2009**

(51) **LOC (9) Cl.** **02-06**

(52) **U.S. Cl.** **D2/615**

(58) **Field of Classification Search** D2/610-623;
D29/113, 118, 119; 2/158, 159, 161.3, 161.4,
2/161.8; 15/227, 104, 94; D21/153, 157,
D21/159, 168, 100; D20/10, 23, 25, 29
See application file for complete search history.

(56) **References Cited**

U.S. PATENT DOCUMENTS

1,244,065	A *	10/1917	Miller	2/159
1,624,429	A *	4/1927	Palmer	2/162
1,630,730	A *	5/1927	Daugherty	116/35 R
4,519,781	A *	5/1985	Boyd	434/156
D334,658	S *	4/1993	Ivie	D2/619
D386,530	S *	11/1997	Pesta	D20/33
D397,363	S *	8/1998	Williams	D20/33
6,006,357	A *	12/1999	Mead	2/160
6,016,571	A *	1/2000	Guzman et al.	2/167
D464,376	S *	10/2002	Zimmerman	D20/33

D567,476 S * 4/2008 Harland D2/615
D609,428 S * 2/2010 Bengyak D2/615
2004/0098894 A1 * 5/2004 Thomas 40/586

* cited by examiner

Primary Examiner—Raphael Barkai
Assistant Examiner—Randall H Gholson
(74) *Attorney, Agent, or Firm*—Mayback & Hoffman;
Gregory L. Mayback; Scott D. Smiley

(57) **CLAIM**

The ornamental design for a glove with tomahawk, as shown and described.

DESCRIPTION

FIG. 1 is an elevational view of the backhand side of a glove according to the present invention;

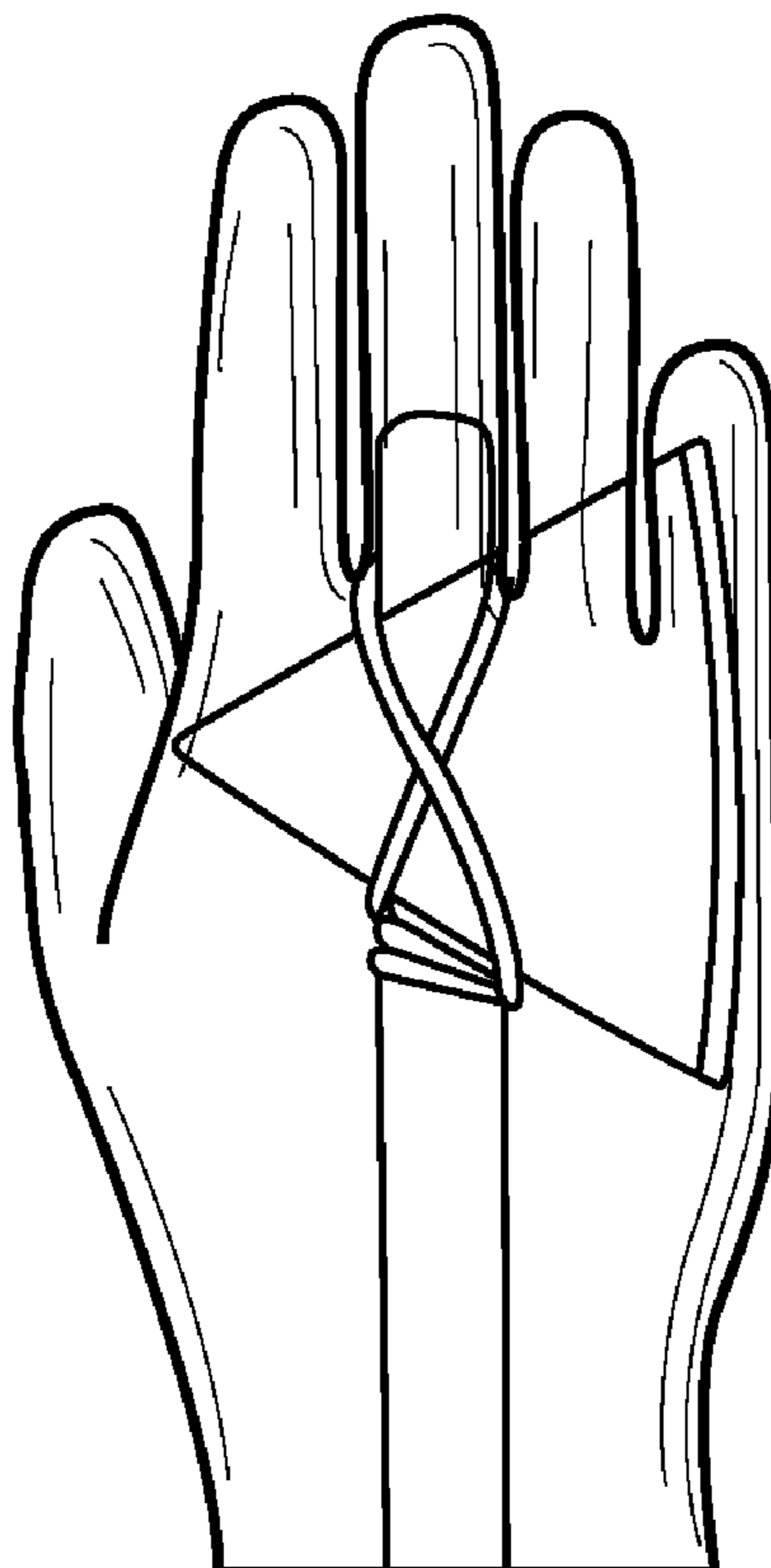
FIG. 2 is an elevational view of the palm side of a glove according to the present invention;

FIG. 3 is an elevational backhand side view of the glove of FIG. 1 being worn by a user according to the present invention; and,

FIG. 4 is an elevational palm side view of the glove of FIG. 2 being worn by a user according to the present invention.

The broken lines showing the glove in use is included for the purpose of illustration and forms no part of the claimed design.

1 Claim, 2 Drawing Sheets



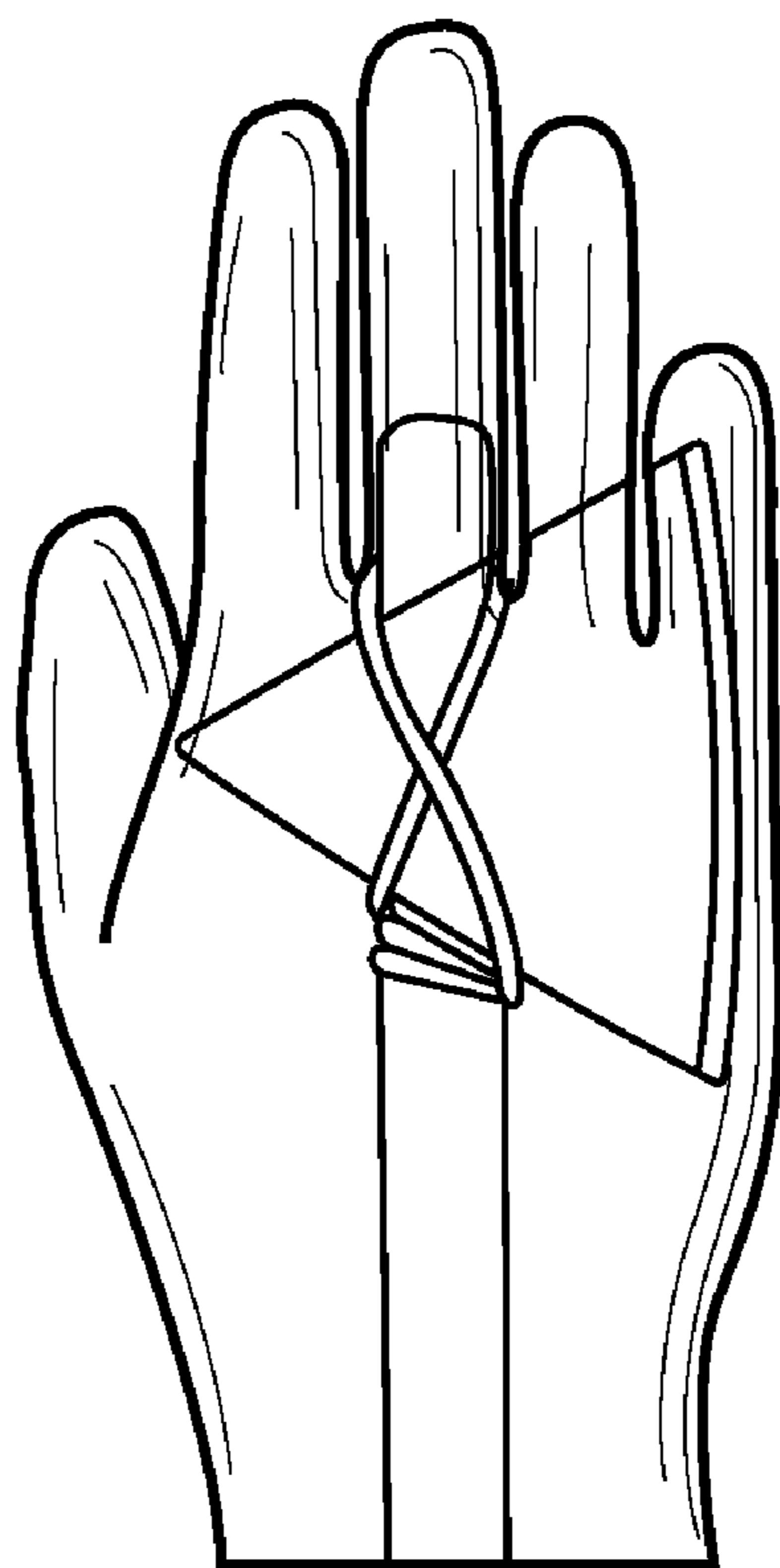


FIG. 1

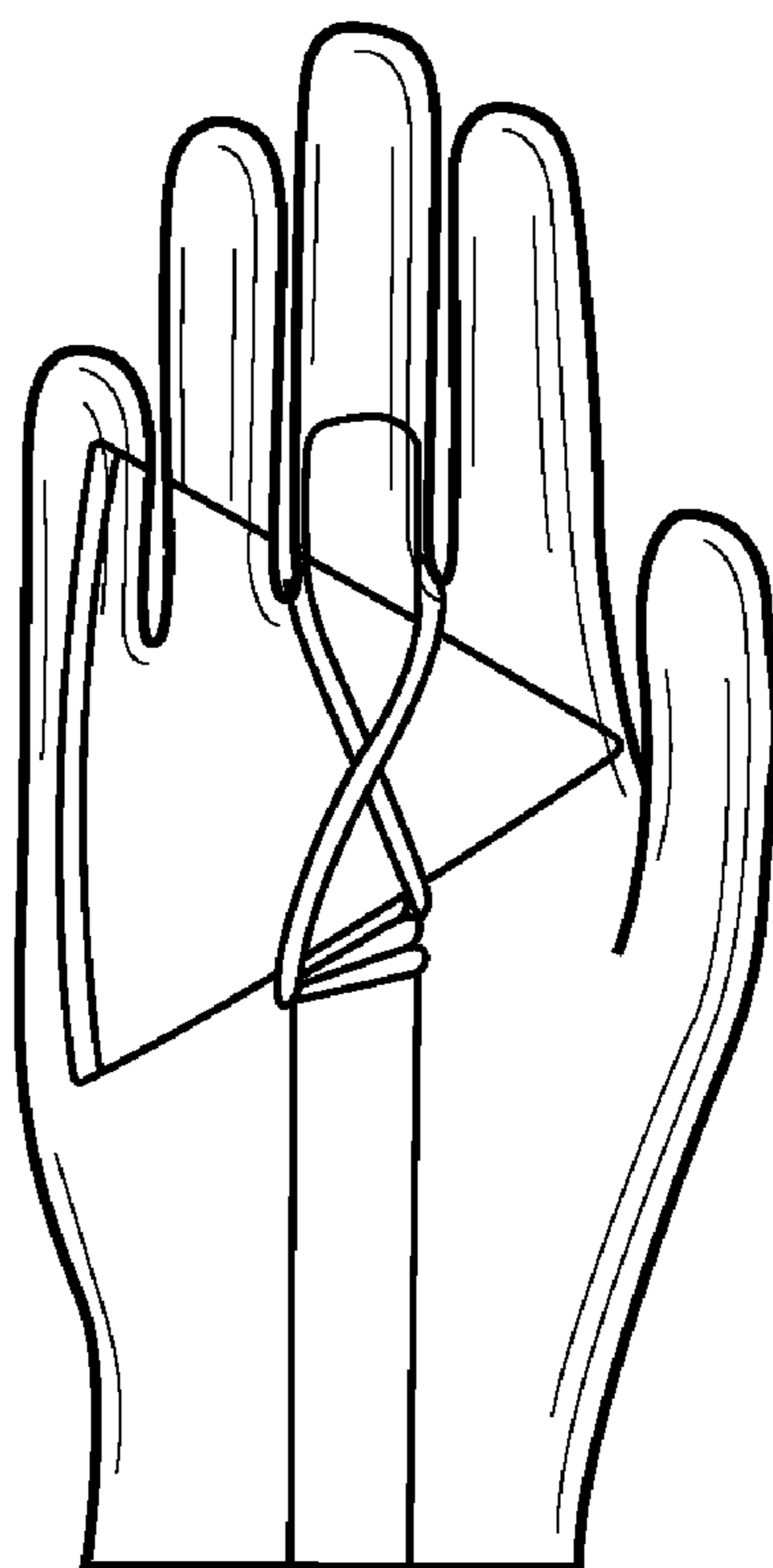


FIG. 2

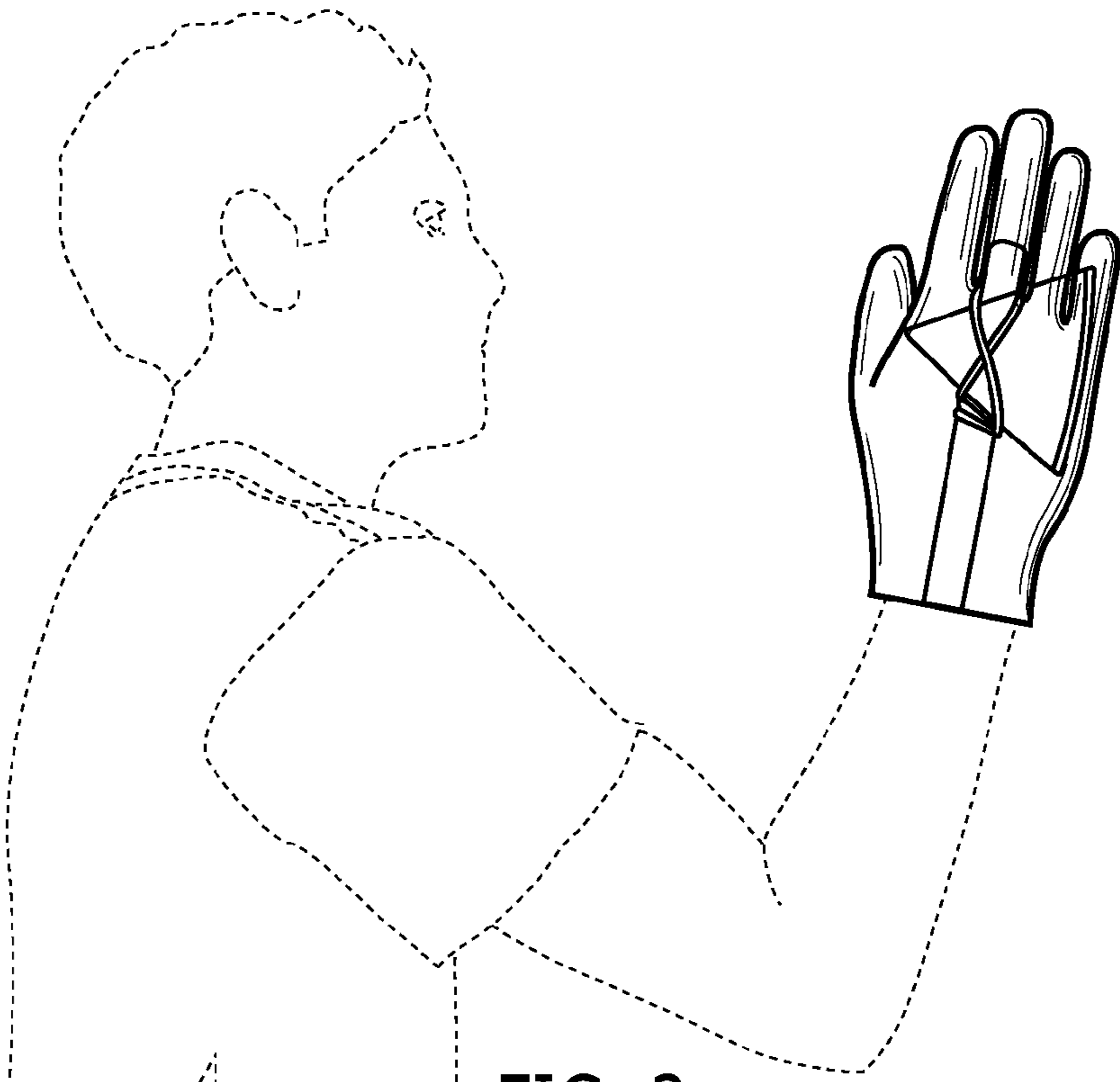


FIG. 3

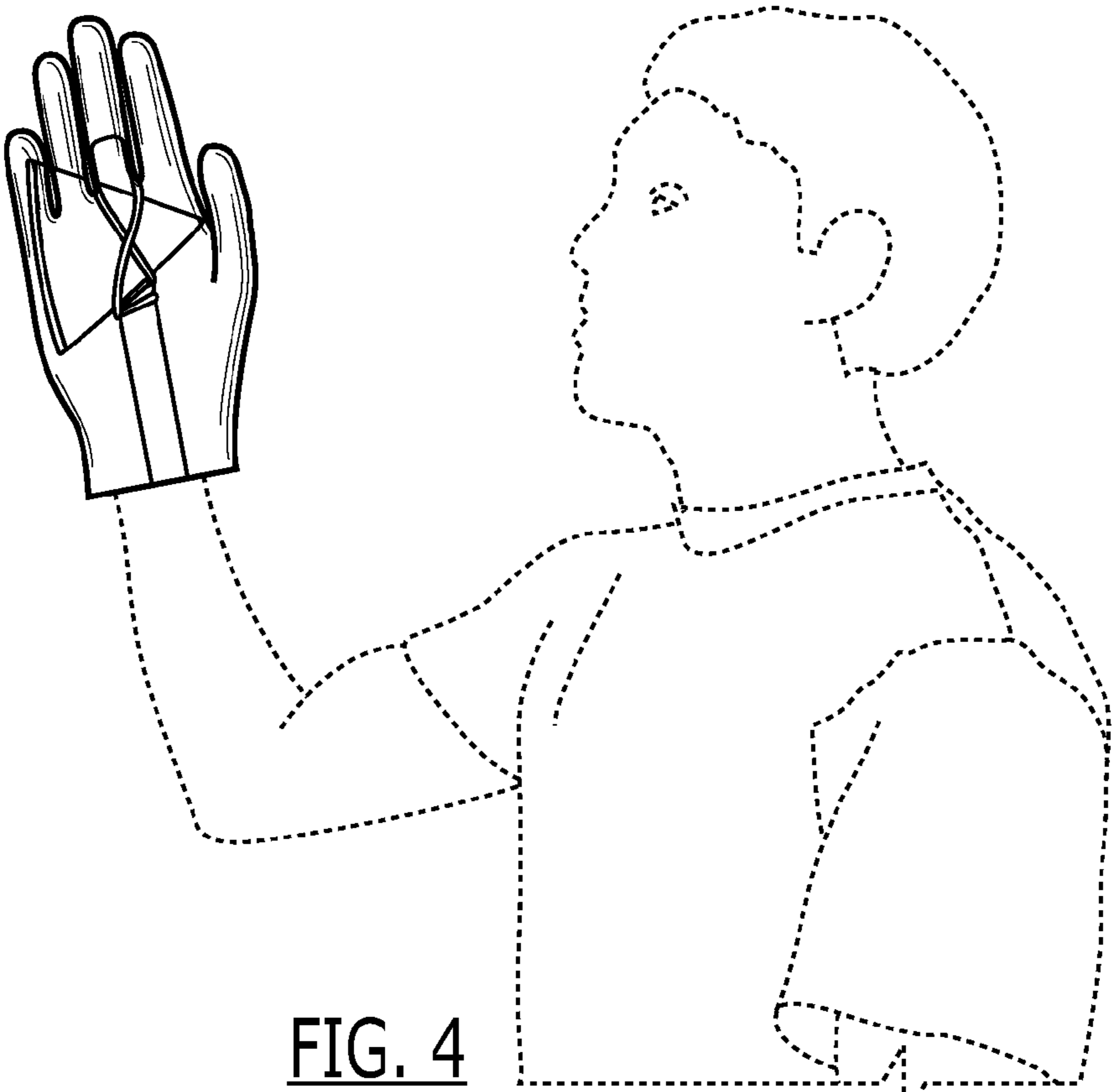


FIG. 4