



US00D617521S

(12) **United States Design Patent**
Swinderman

(10) **Patent No.:** **US D617,521 S**
(45) **Date of Patent:** **** Jun. 8, 2010**

(54) **STRINGER OF A BELT CONVEYOR SYSTEM**

(75) Inventor: **Robert Todd Swinderman**, Palm Coast, FL (US)

(73) Assignee: **Martin Engineering Company**, Neponset, IL (US)

(**) Term: **14 Years**

(21) Appl. No.: **29/339,625**

(22) Filed: **Jul. 2, 2009**

(51) **LOC (9) Cl.** **12-05**

(52) **U.S. Cl.** **D34/29; D34/35; D25/121**

(58) **Field of Classification Search** D34/29, D34/35; D25/122, 121, 199, 120, 123, 125, D25/136, 126; 256/21, 22; 104/93, 106, 104/107; 105/150; 198/619, 300, 841, 678.1, 198/685, 686, 687; 49/467, 468
See application file for complete search history.

(56) **References Cited**

U.S. PATENT DOCUMENTS

2,309,723	A *	1/1943	Wilson	193/35 C
2,808,173	A *	10/1957	Patnode	248/147
2,871,536	A *	2/1959	Childress	24/23 W
2,889,907	A *	6/1959	Sullivan	193/35 R
2,918,242	A *	12/1959	Olivette et al.	248/544
2,919,113	A *	12/1959	Cofield	256/65.11
3,004,640	A *	10/1961	Macomber	52/843
3,094,197	A *	6/1963	Attwood	52/100
3,095,184	A *	6/1963	Boxberger	256/22
3,284,971	A *	11/1966	Attwood	52/100
3,477,187	A *	11/1969	Fruman	52/346
3,524,292	A *	8/1970	Bottom	52/522
3,974,777	A *	8/1976	Monne	104/94
D258,500	S *	3/1981	Kloefkorn et al.	D34/29
4,750,307	A *	6/1988	Slager	52/364
5,150,655	A *	9/1992	Sakai	104/89
D360,728	S *	7/1995	Nozaki	D34/29
D385,078	S *	10/1997	Thom, Jr.	D34/29
5,732,516	A *	3/1998	Ellsworth	52/155
5,769,240	A *	6/1998	Middour et al.	209/314

6,021,618	A *	2/2000	Elderson	52/667
6,108,996	A *	8/2000	McGinnis	52/651.02
D431,659	S *	10/2000	Bouchard	D25/126
D441,876	S *	5/2001	Eaton	D25/121
D561,421	S *	2/2008	Cheng et al.	D34/29
D585,175	S *	1/2009	Campbell et al.	D34/29
D600,827	S *	9/2009	Ratanasiriwilai	D25/121

(Continued)

OTHER PUBLICATIONS

Dahlstrom Catalog, Mar. 2003, Internet Search, p. 81, Item 3710.*

Primary Examiner—Cynthia E Ramirez

(74) *Attorney, Agent, or Firm*—Thompson Coburn LLP; Clyde L. Smith

(57) **CLAIM**

The ornamental design for a stringer of a belt conveyor system, as shown and described.

DESCRIPTION

FIG. 1 illustrates a front elevation view of a belt conveyor system stringer design in accordance with the invention.

FIG. 2 illustrates a rear elevation view of the stringer shown in FIG. 1.

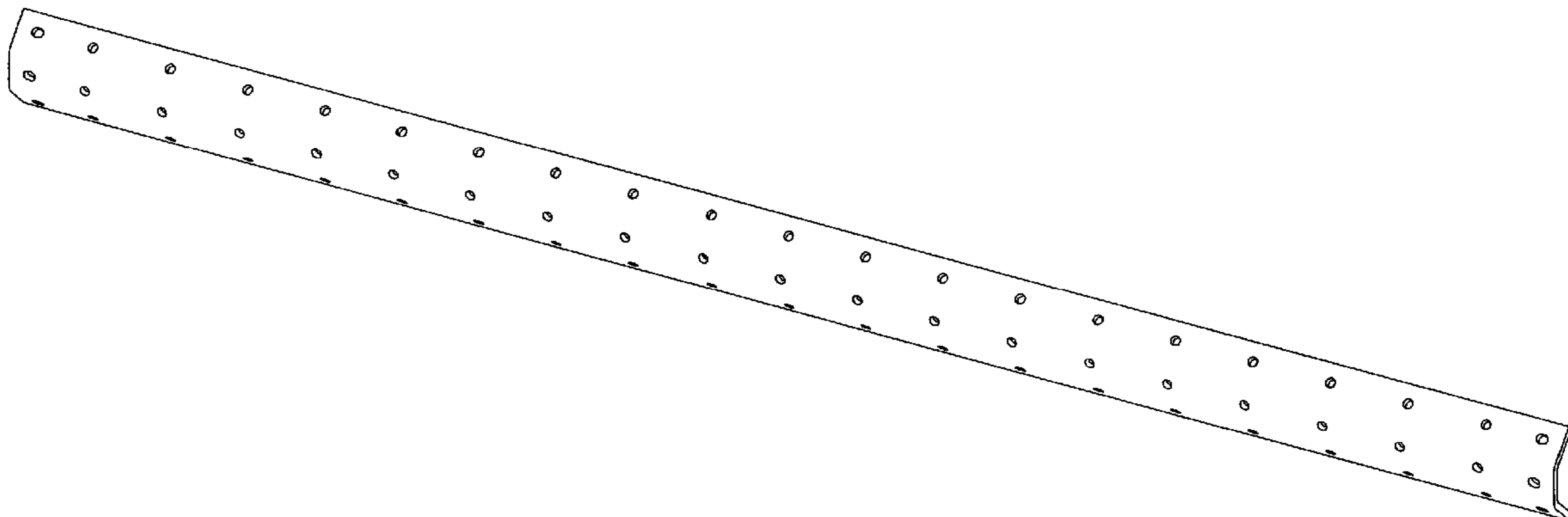
FIG. 3 illustrates a top plan view of the stringer shown in FIGS. 1 and 2.

FIG. 4 illustrates a right-side elevation view of the stringer shown in FIGS. 1-3.

FIG. 5 illustrates a perspective view of the stringer shown in FIGS. 1-4; and,

FIG. 6 illustrates another perspective view of the stringer shown in FIGS. 1-5.

1 Claim, 3 Drawing Sheets



US D617,521 S

Page 2

U.S. PATENT DOCUMENTS			
7,637,368	B2 *	12/2009	Andreoli 198/836.3
7,673,433	B2 *	3/2010	Rutman et al. 52/843
2004/0007150	A1 *	1/2004	Gleave 104/106
2004/0163925	A1 *	8/2004	Ledingham 193/35 F
2008/0157041	A1 *	7/2008	Martin 254/2 R
2010/0044281	A1 *	2/2010	Johnson et al. 209/399

* cited by examiner

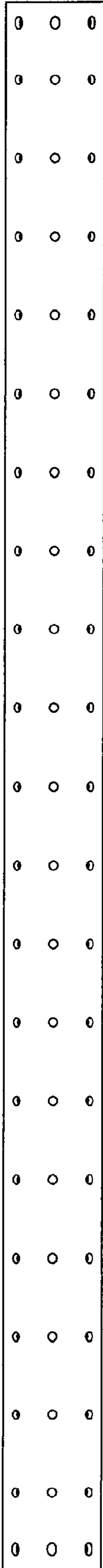


Fig. 1

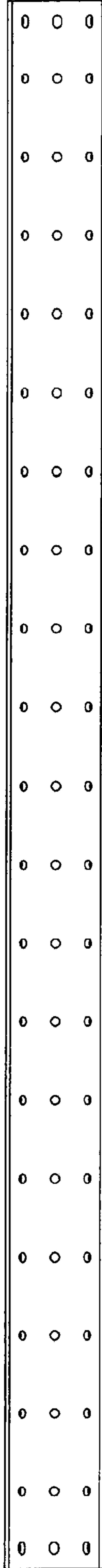


Fig. 2

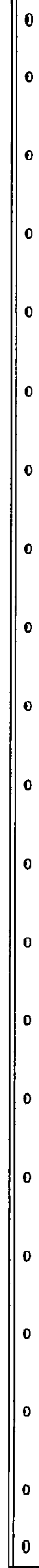


Fig. 3



Fig. 4

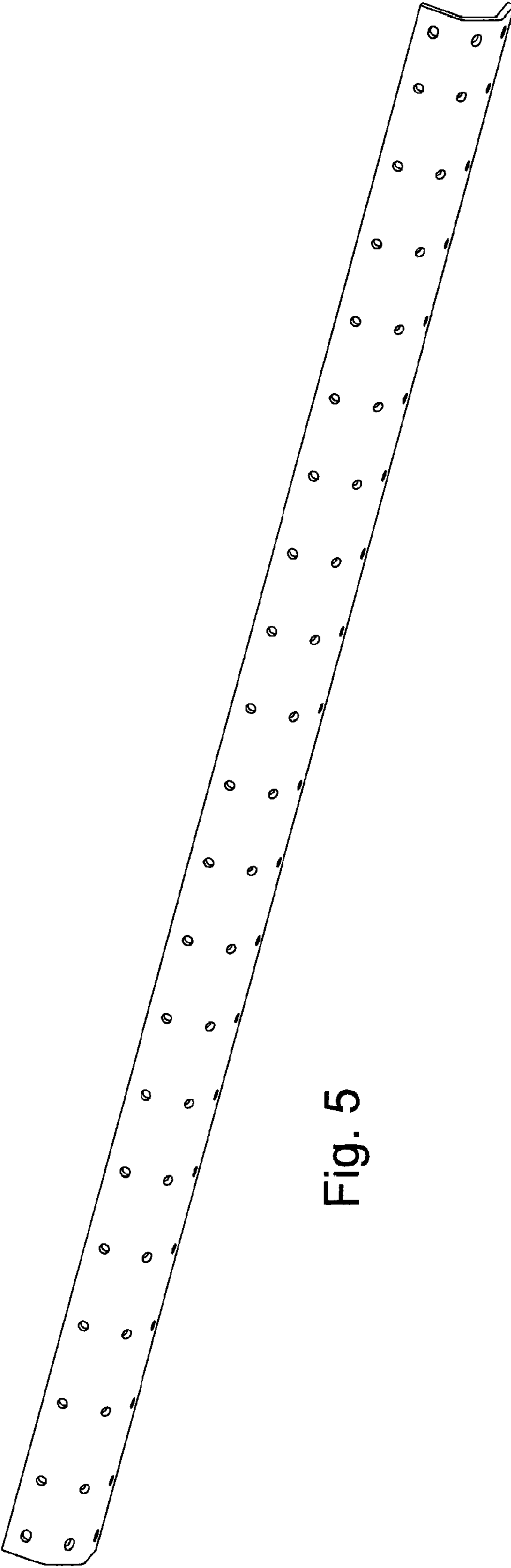


Fig. 5

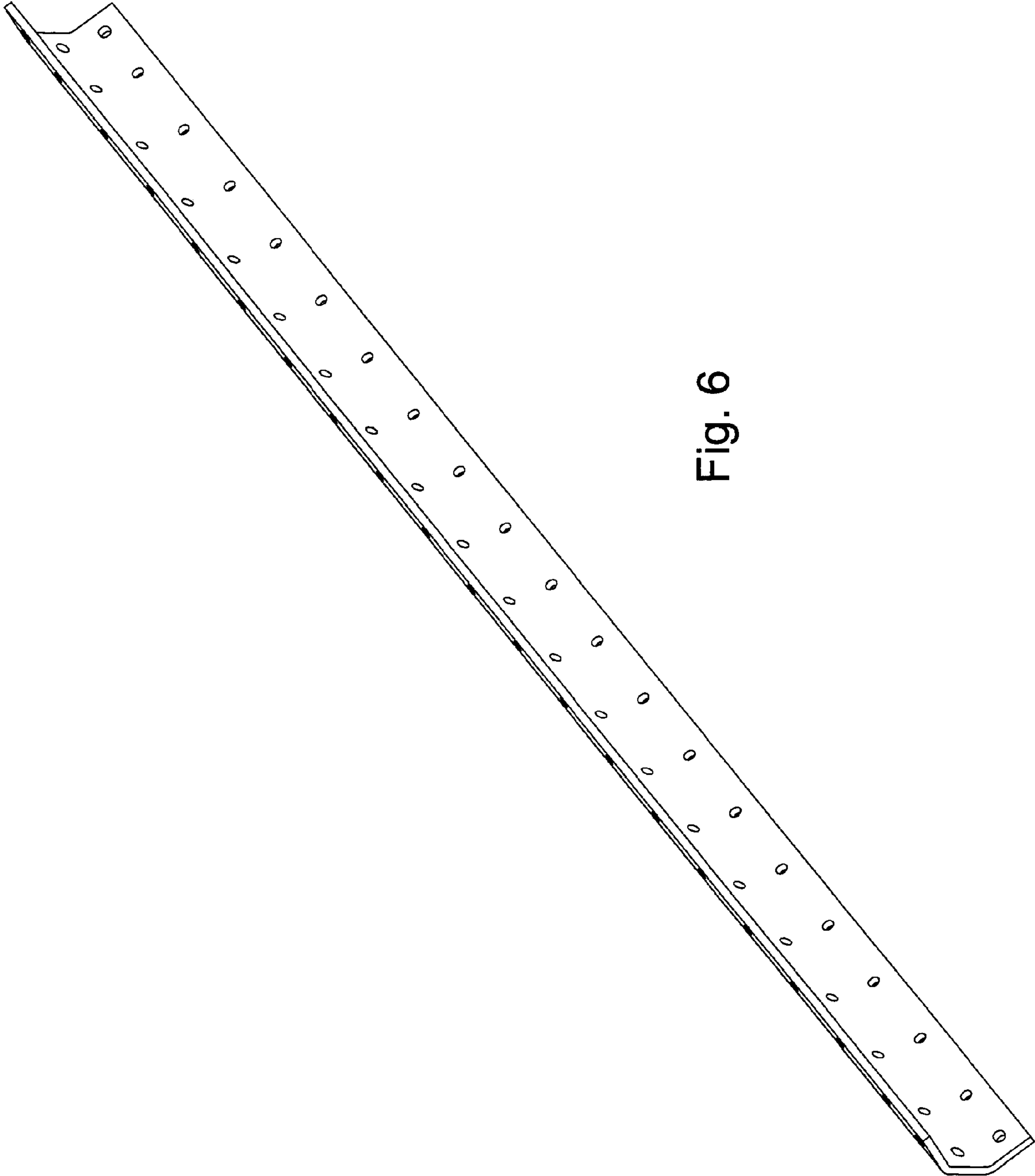


Fig. 6