



US00D617517S

(12) **United States Design Patent**  
**Bergman**

(10) **Patent No.:** **US D617,517 S**

(45) **Date of Patent:** **\*\* Jun. 8, 2010**

(54) **HAND-HELD PAINT CONTAINER**  
(75) Inventor: **Mark W. Bergman**, Minnetonka, MN  
(US)

2004/0173622 A1 9/2004 Findleton  
2004/0206761 A1 10/2004 Frantz  
2006/0219720 A1 10/2006 Lundy et al.  
2006/0226154 A1 10/2006 Lundy et al.  
2006/0243732 A1 11/2006 Bergman

(73) Assignee: **Bercom International, LLC**,  
Chanhassen, MN (US)

**OTHER PUBLICATIONS**

(\*\*) Term: **14 Years**

Painters' Helper Sporty's Tool Shop (1 page). 2001  
Fourteen (14) photos of a pail known to the public prior to Apr. 29,  
2004 (14 pages).

(21) Appl. No.: **29/297,901**

\* cited by examiner

(22) Filed: **Nov. 21, 2007**

*Primary Examiner*—Robin V Webster

(51) **LOC (9) Cl.** ..... **07-07**

(74) *Attorney, Agent, or Firm*—Westman, Champlin & Kelly,  
P.A.

(52) **U.S. Cl.** ..... **D32/53.1**

(58) **Field of Classification Search** ..... D32/53,  
D32/53.1, 54; 220/904, 694–702; 15/260,  
15/263, 264, 257.06

(57) **CLAIM**

See application file for complete search history.

The ornamental design for a hand-held paint container, as  
shown and described.

(56) **References Cited**


**DESCRIPTION**


**U.S. PATENT DOCUMENTS**

2,228,536	A	1/1941	Scalph	
4,927,046	A	5/1990	Armstrong	
5,341,969	A	8/1994	Accardo et al.	
5,429,262	A	7/1995	Sharkey	
6,065,633	A	5/2000	Abbey	
6,138,963	A	10/2000	Malvasio	
D444,929	S	7/2001	Cox	
D460,845	S	7/2002	Bergman	
D483,917	S *	12/2003	Frantz	D32/53.1
D518,263	S *	3/2006	Verhaar	D32/53.1
D562,518	S	2/2008	Lundy	
D581,118	S *	11/2008	Bergman	D32/53.1
D594,163	S *	6/2009	Sparano	D32/53.1
2004/0118861	A1	6/2004	Bergman et al.	

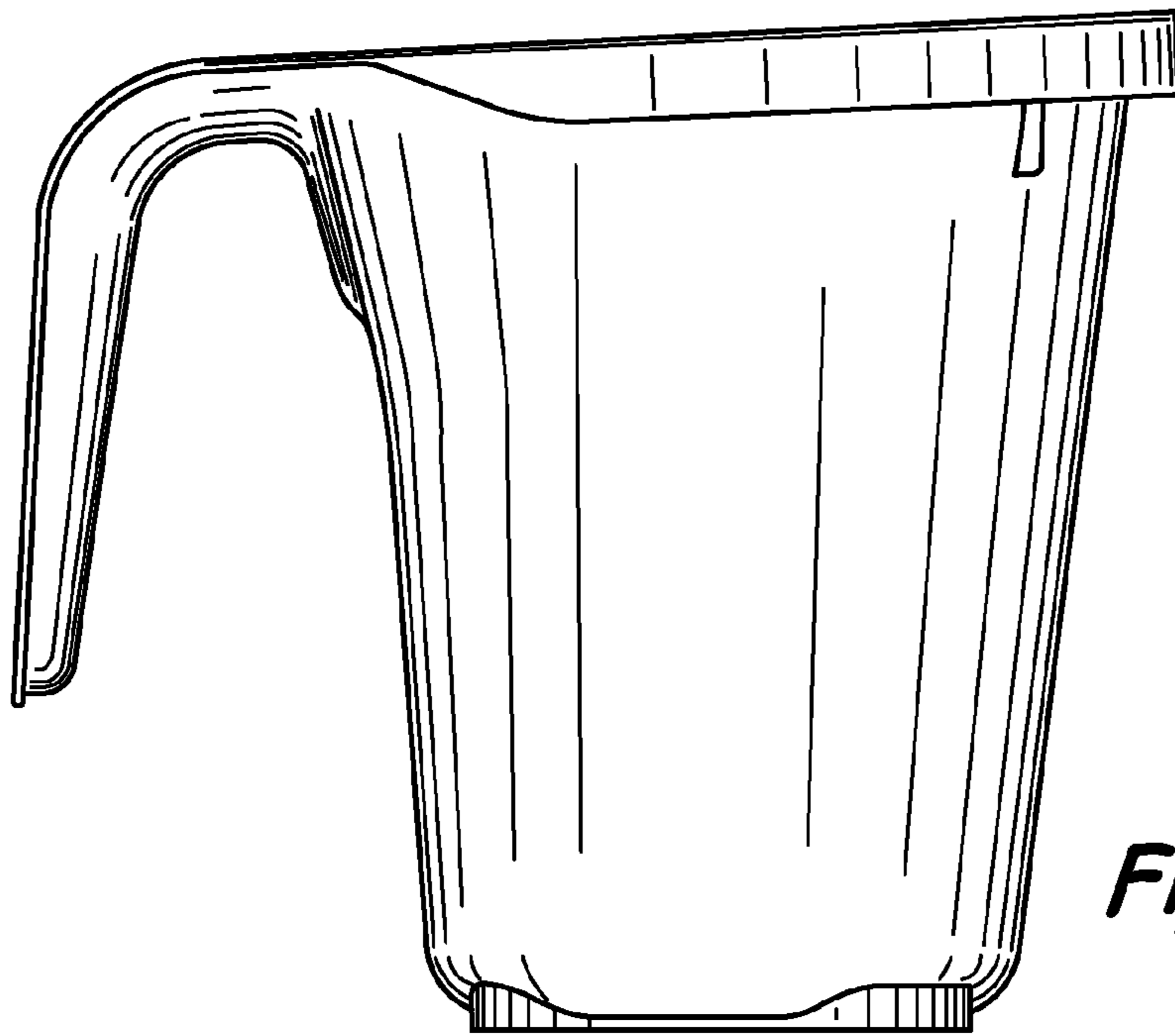
FIG. 1 is a perspective view of a hand-held paint container  
showing my new design;  
FIG. 2 is a side view thereof, as taken from the left side of FIG.  
1;  
FIG. 3 is a side view thereof, as taken from the right side of  
FIG. 1 (the side views are mirror images of one another);  
FIG. 4 is a front view thereof;  
FIG. 5 is a rear view thereof;  
FIG. 6 is a top view thereof; and,  
FIG. 7 is a bottom view thereof.

**1 Claim, 4 Drawing Sheets**

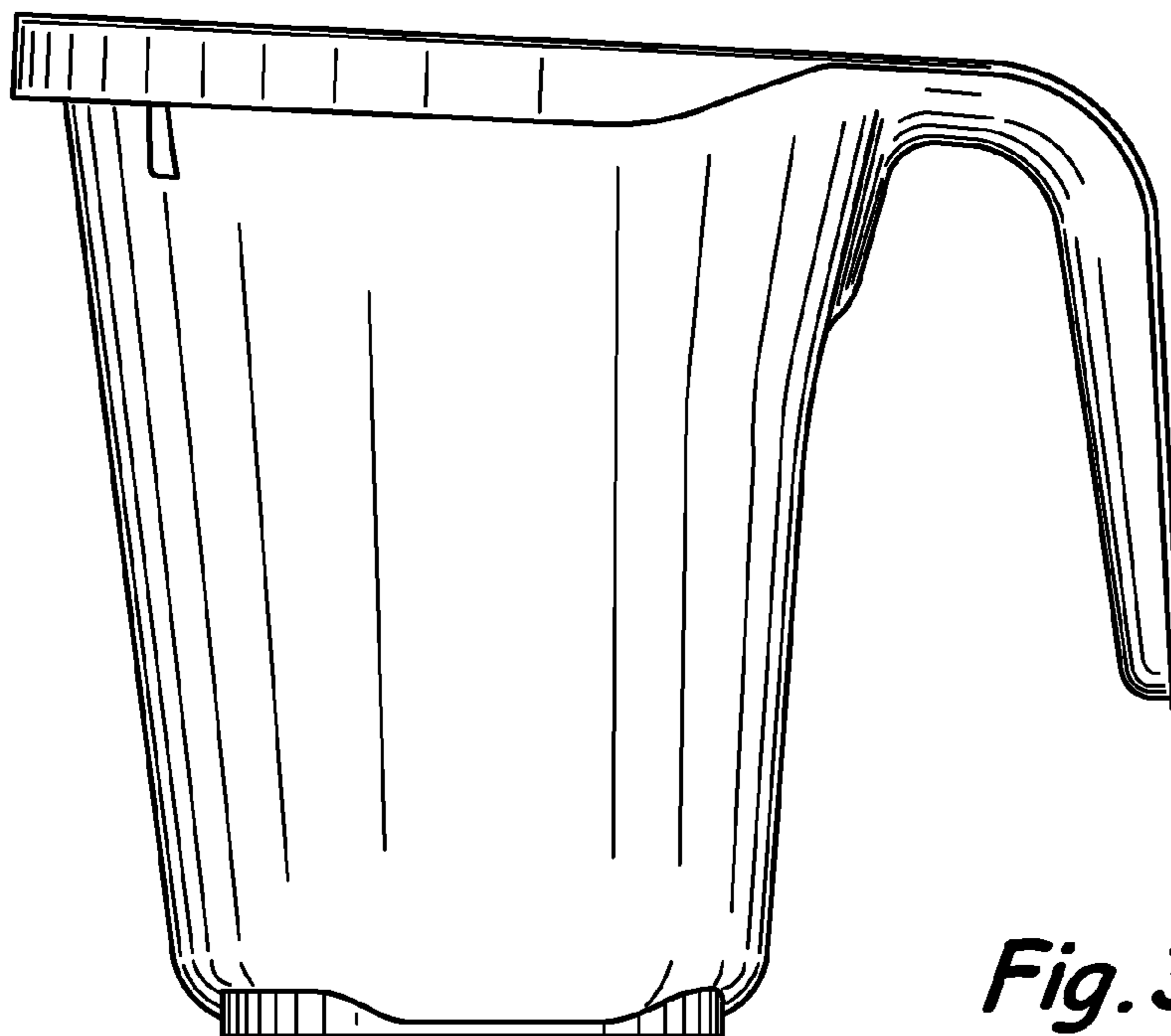




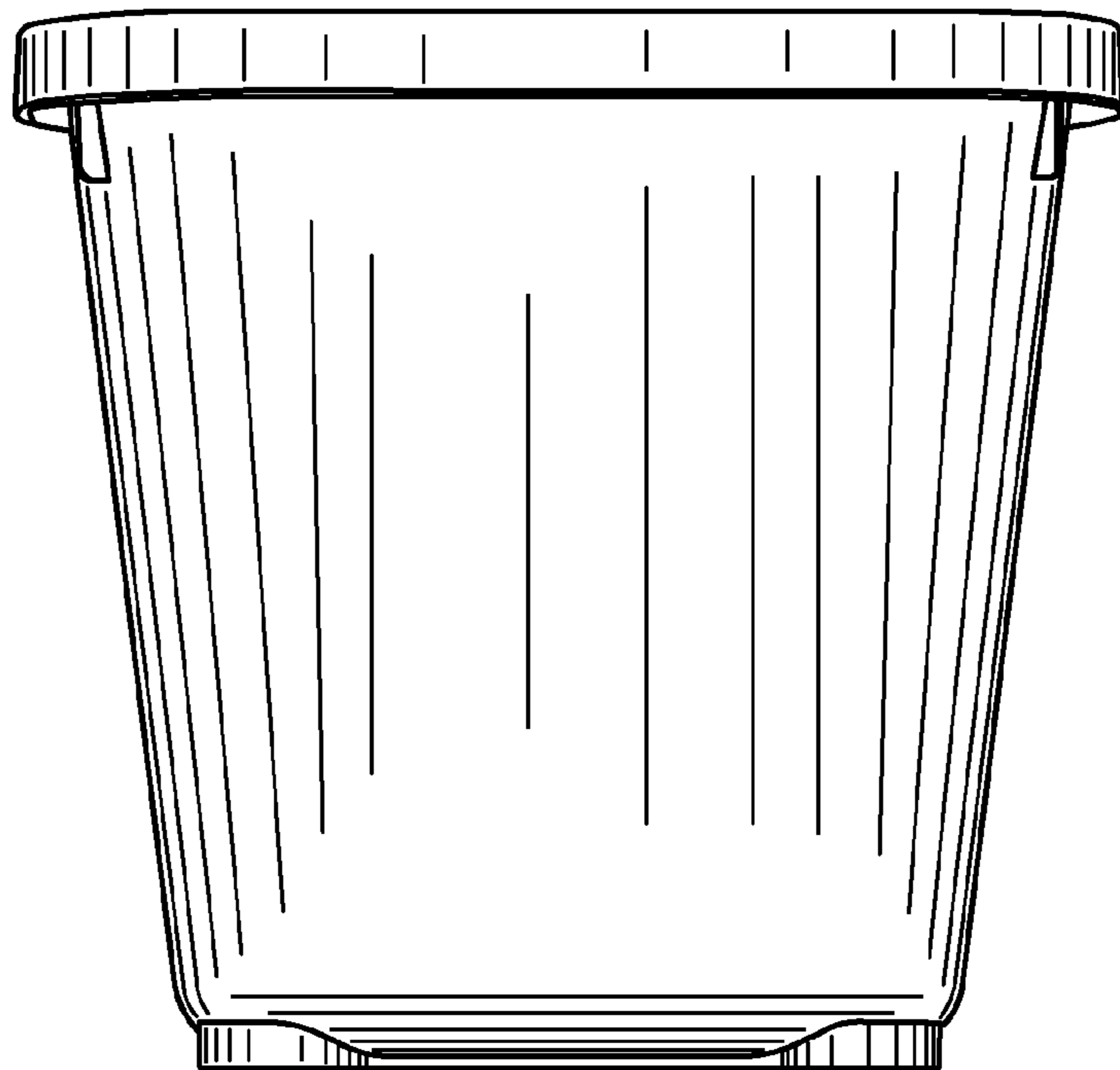
*Fig. 1*



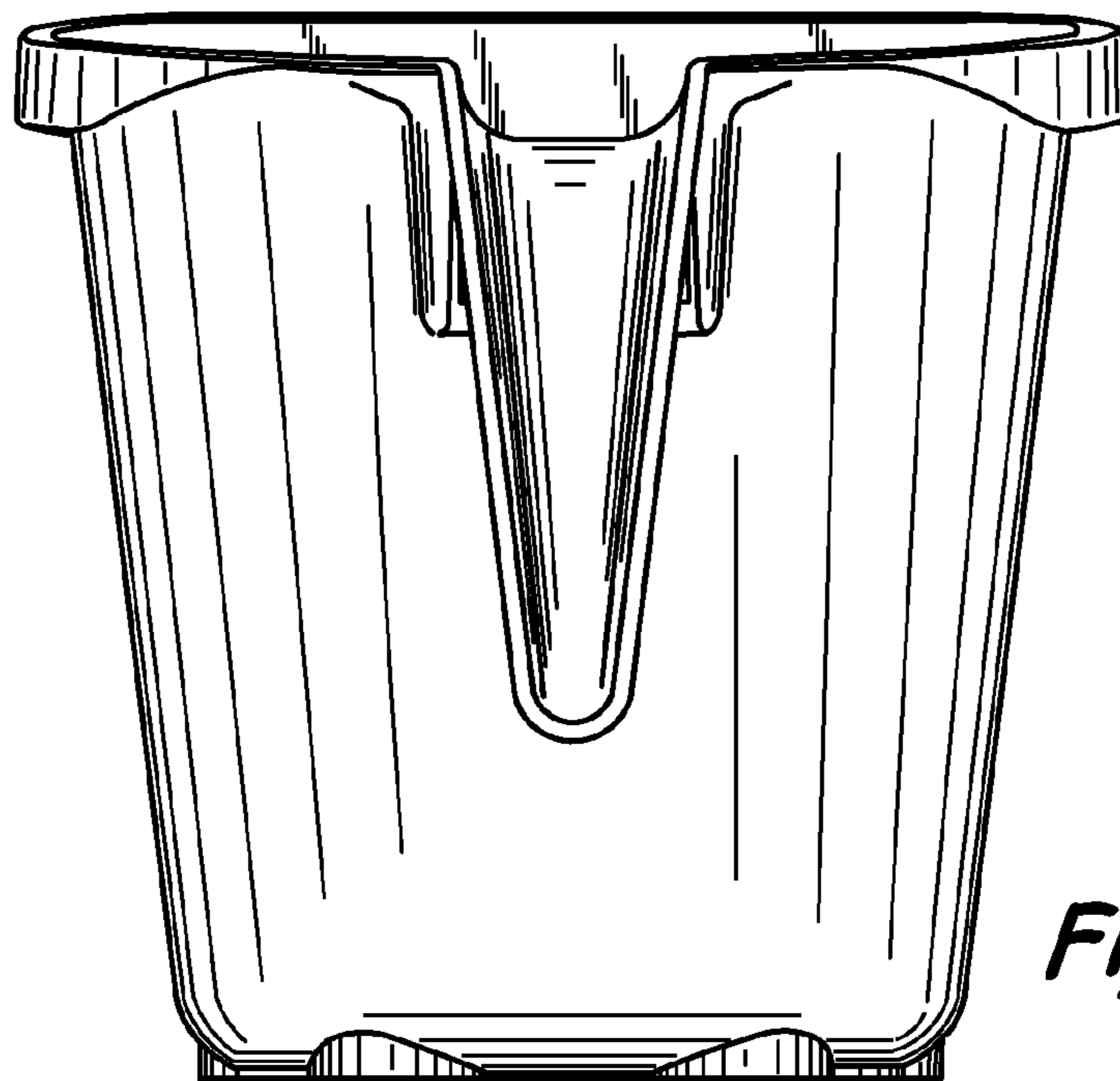
*Fig. 2*



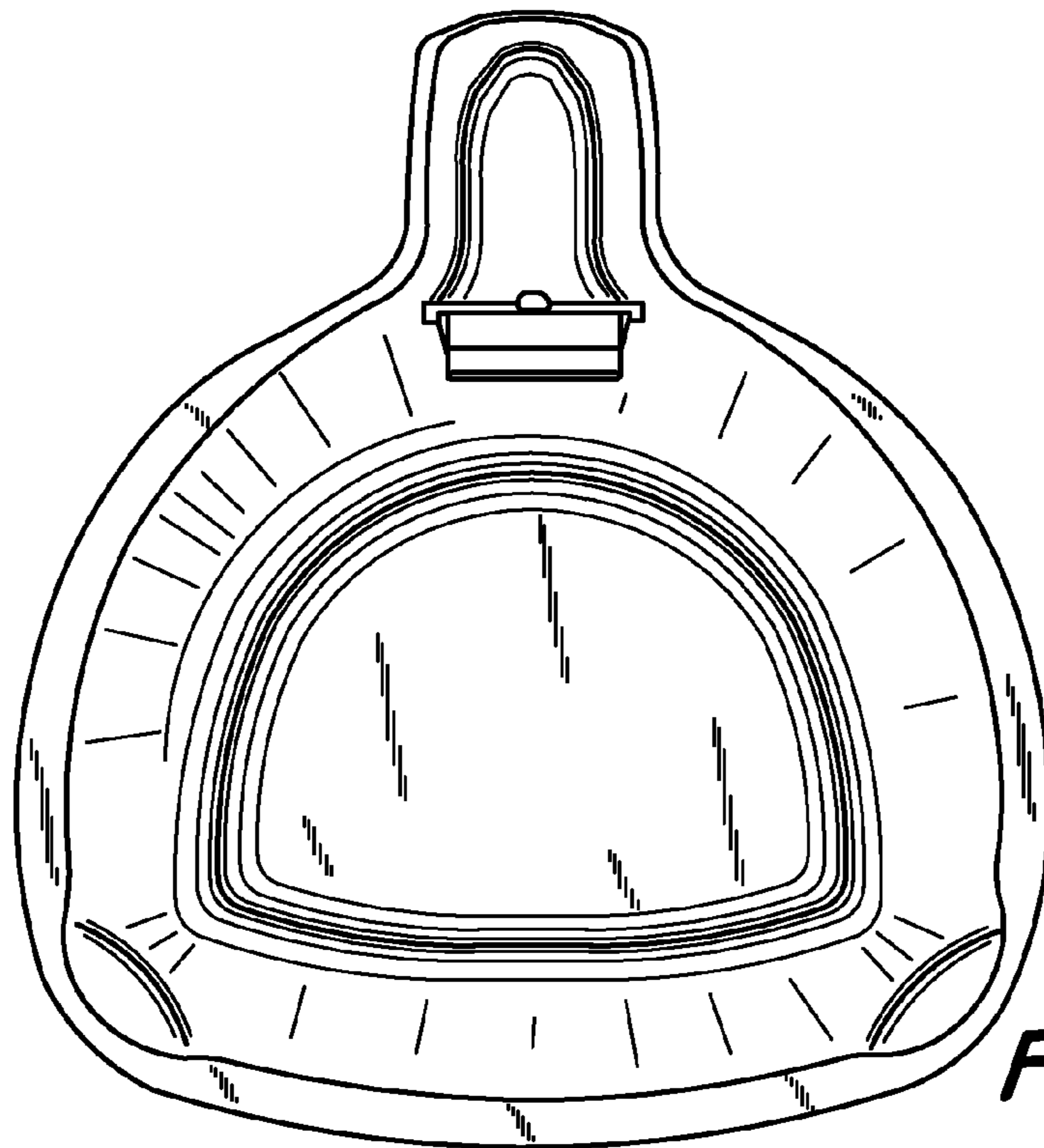
*Fig. 3*



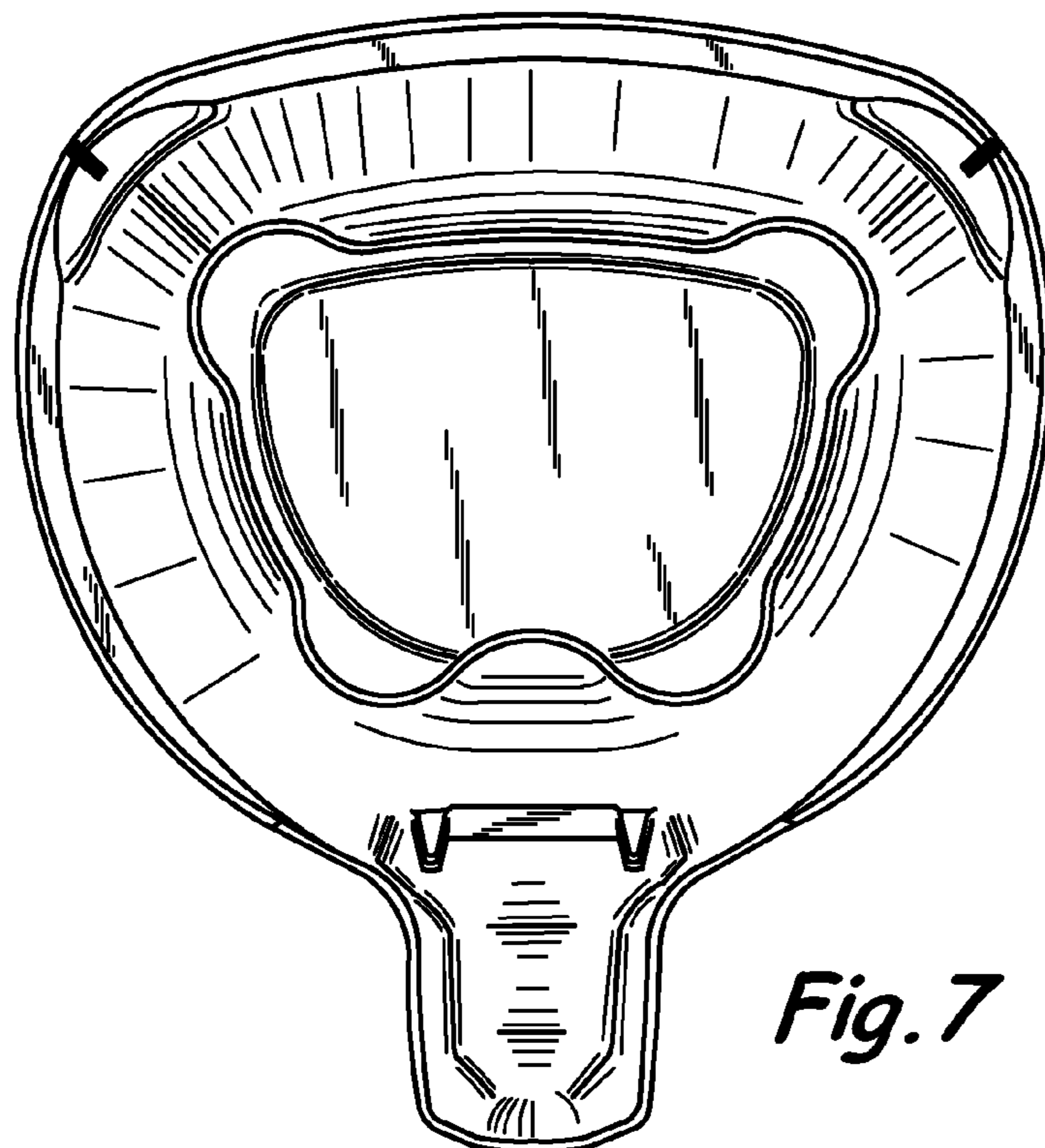
*Fig. 4*



*Fig. 5*



*Fig. 6*



*Fig. 7*

**UNITED STATES PATENT AND TRADEMARK OFFICE**  
**Certificate**

Patent No. D. 617,517 S

Patented: June 8, 2010

On petition requesting issuance of a certificate for correction of inventorship pursuant to 35 U.S.C. 256, it has been found that the above identified patent, through error and without any deceptive intent, improperly sets forth the inventorship.

Accordingly, it is hereby certified that the correct inventorship of this patent is: Mark W. Bergman, Minnetonka, MN (US); Matthew V. Leyden, St. Paul, MN (US); Jeffrey B. Waffensmith, North Oaks, MN (US); and Jeffrey T. Given, St. Paul, MN (US).

Signed and Sealed this Second Day of July 2013.

**CATHRON BROOKS**  
*Supervisory Patent Examiner*  
Art Unit 2911  
Technology Center 2900