



US00D617516S

(12) **United States Design Patent**
Cartrite

(10) **Patent No.:** **US D617,516 S**

(45) **Date of Patent:** **** Jun. 8, 2010**

(54) **COMBINED ICE REMOVING TOOL AND SLIDE HAMMER**

(76) **Inventor:** **Erwin M. Cartrite**, P.O. Box 337,
Sunray, TX (US) 79086

(**) **Term:** **14 Years**

(21) **Appl. No.:** **29/308,873**

(22) **Filed:** **Jul. 14, 2008**

(51) **LOC (9) Cl.** **08-05**

(52) **U.S. Cl.** **D32/49; D32/40; D32/42**

(58) **Field of Classification Search** **D32/40,**
D32/42, 46, 49; 15/236.01, 236.04-236.07,
15/244.1, 147.1, 228; 30/169, 171, 172,
30/337

See application file for complete search history.

(56) **References Cited**

U.S. PATENT DOCUMENTS

D242,687 S * 12/1976 Broberg, Jr. D32/49
4,549,350 A * 10/1985 Patillo 30/170
D405,573 S * 2/1999 Tisbo et al. D32/49

5,915,794 A * 6/1999 Neff 30/169
6,237,225 B1 * 5/2001 Tarrant 30/169
D587,871 S * 3/2009 van Deursen et al. D32/49
D588,318 S * 3/2009 van Deursen et al. D32/49
2007/0006414 A1 * 1/2007 Sorensen 15/236.01
2009/0223064 A1 * 9/2009 Venderley 30/169

* cited by examiner

Primary Examiner—Cynthia E Ramirez

(57) **CLAIM**

The ornamental design for a combined ice removing tool and slide hammer, as shown and described.

DESCRIPTION

FIG. 1 is a perspective side view of a combined ice removing tool and slide hammer showing my new design;

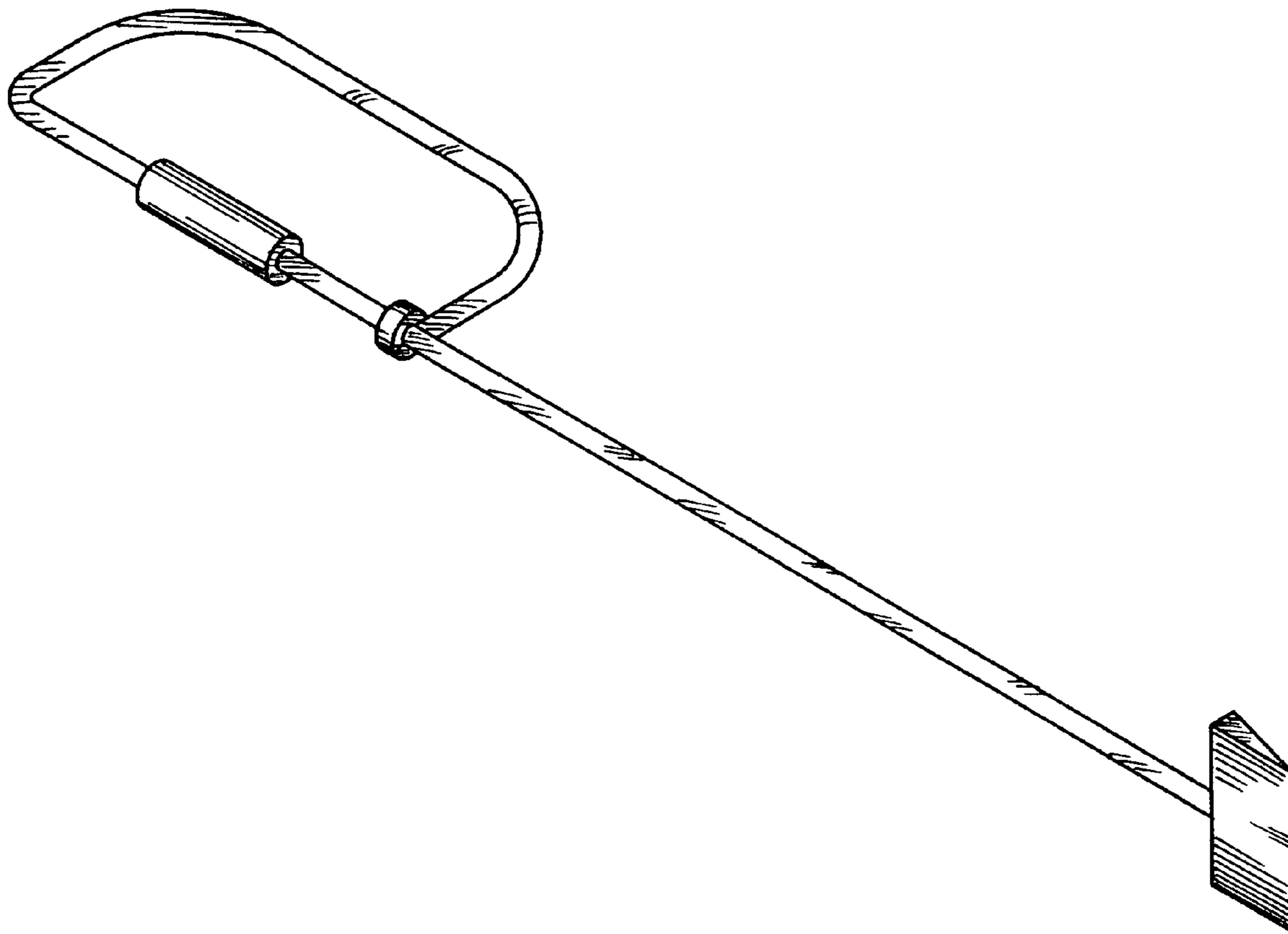
FIG. 2 is a side view thereof;

FIG. 3 is a top view thereof;

FIG. 4 is a front view thereof; and,

FIG. 5 is a rear view thereof.

1 Claim, 2 Drawing Sheets



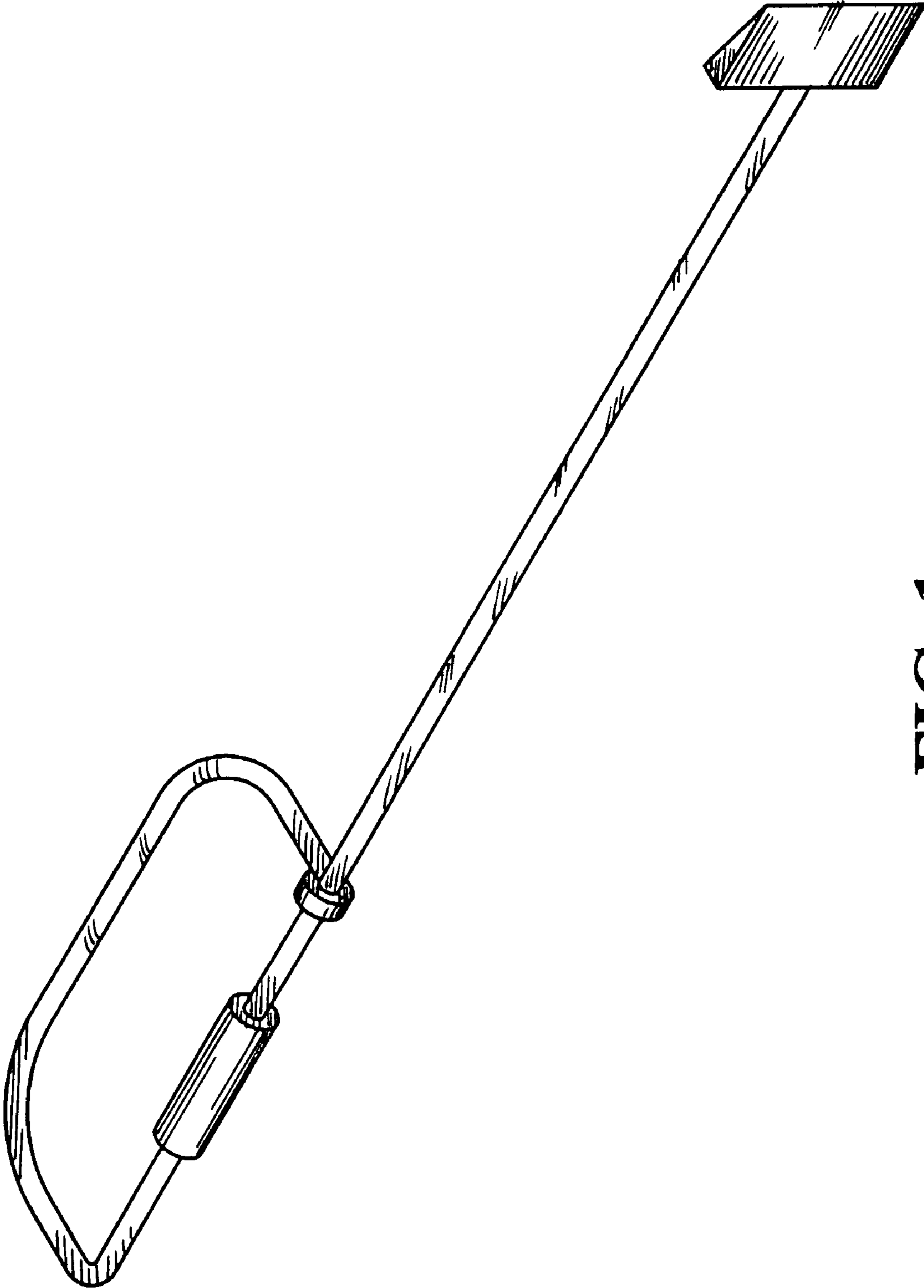


FIG. 1

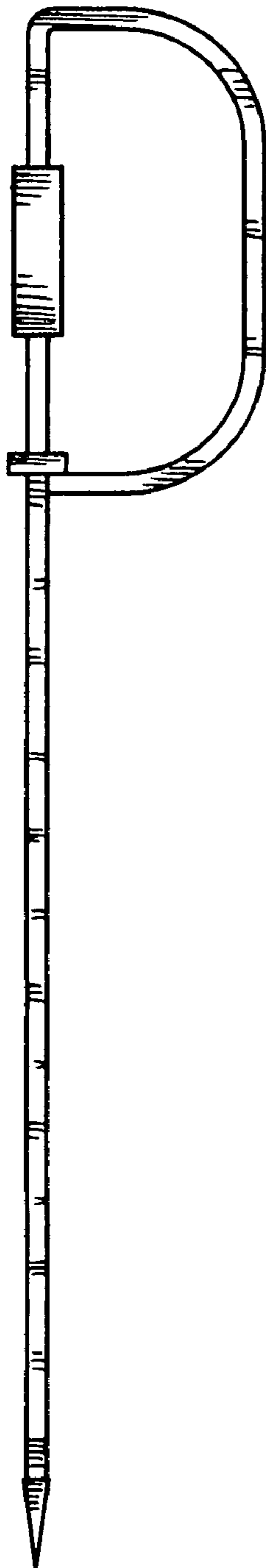


FIG. 2

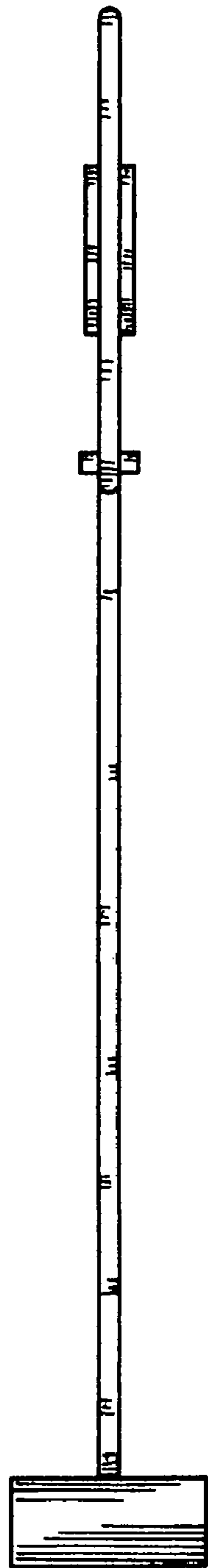


FIG. 3

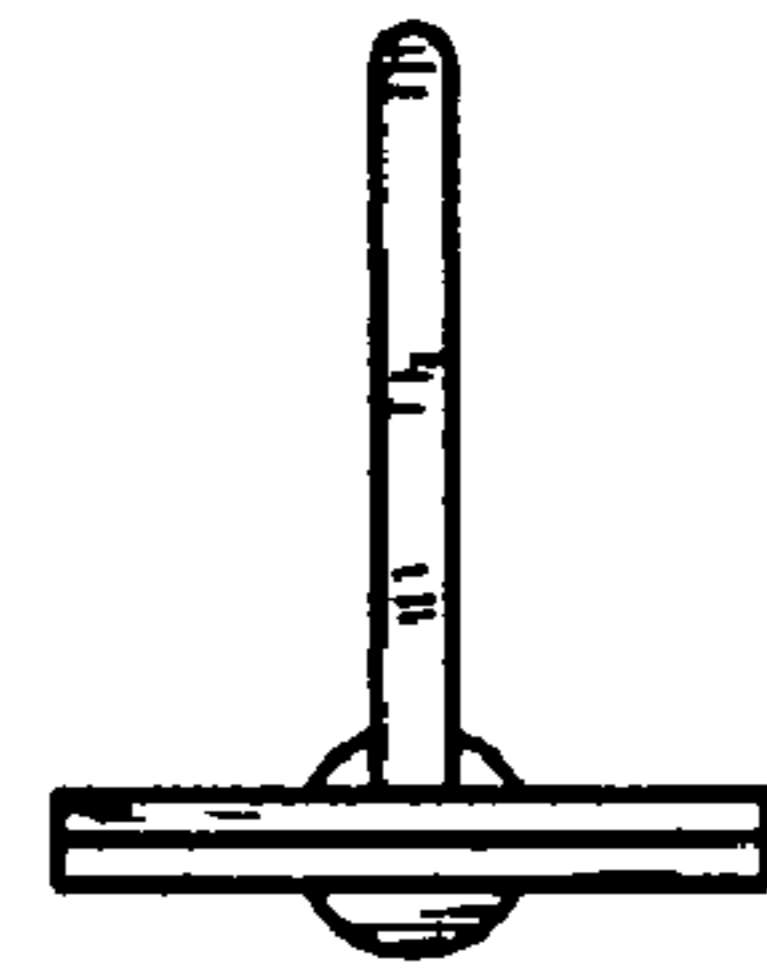


FIG. 4

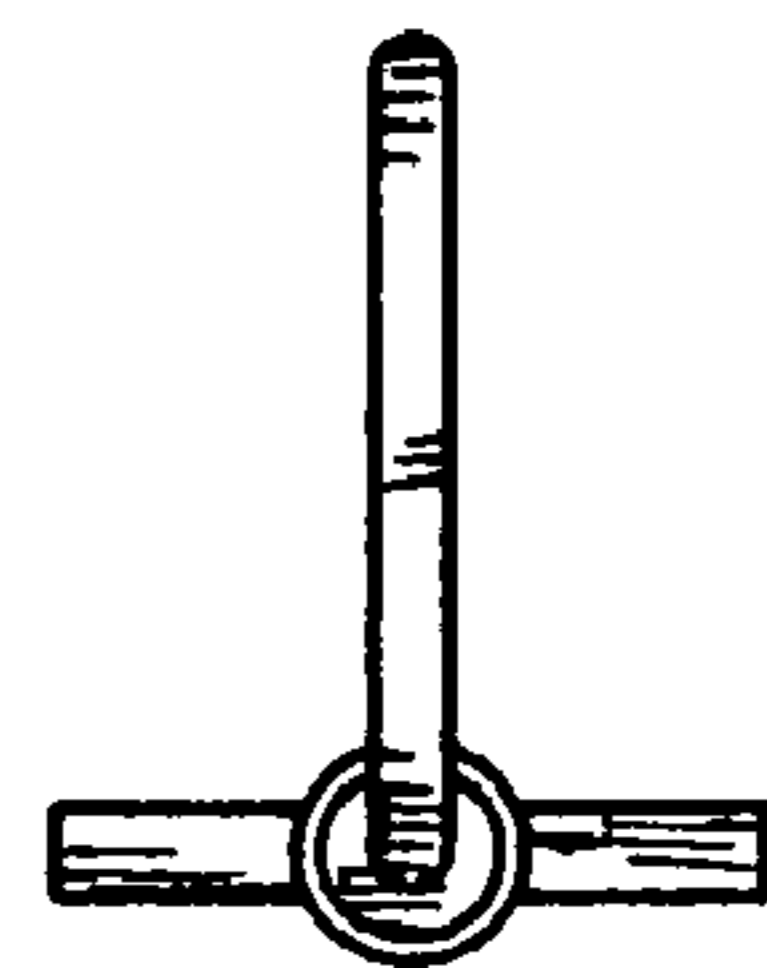


FIG. 5