



US00D617511S

(12) **United States Design Patent**  
**Griffin**

(10) **Patent No.:** **US D617,511 S**  
(45) **Date of Patent:** **\*\* Jun. 8, 2010**

(54) **VACUUM CLEANER**  
(75) Inventor: **John Griffin**, Phoenix, AZ (US)  
(73) Assignee: **Shop-Vac Corporation**, Williamsport, PA (US)  
(\*\*) Term: **14 Years**

D426,689 S 6/2000 Alford et al.  
D429,041 S 8/2000 Medema et al.  
D448,531 S \* 9/2001 Paterson et al. .... D32/31  
D473,986 S 4/2003 Parr et al.  
D515,754 S \* 2/2006 Kaido et al. .... D32/22  
D539,493 S 3/2007 Crevling et al.  
D558,940 S \* 1/2008 Griffin ..... D32/22  
D566,913 S \* 4/2008 Griffin ..... D32/22  
D584,017 S \* 12/2008 Griffin ..... D32/22

(21) Appl. No.: **29/286,574**  
(22) Filed: **May 11, 2007**

(51) **LOC (9) Cl.** ..... **15-05**  
(52) **U.S. Cl.** ..... **D32/22**  
(58) **Field of Classification Search** ..... D32/17,  
D32/18, 22, 31; 15/344, 329, 347, 350-353,  
15/361, 363, 412, 334; 55/343, 349, 424,  
55/459.1, DIG. 3

See application file for complete search history.

(56) **References Cited**

**U.S. PATENT DOCUMENTS**

D262,539 S 1/1982 Wareham  
D292,335 S 10/1987 Wareham et al.  
D293,727 S 1/1988 Wareham et al.  
D301,648 S 6/1989 Kieft  
D305,168 S 12/1989 Kroll  
D307,069 S 4/1990 Kieft  
D315,042 S 2/1991 Ikeda  
D326,006 S 5/1992 Moine  
D331,991 S 12/1992 Wright et al.  
D335,556 S 5/1993 Kuriya  
D347,500 S 5/1994 Abe et al.  
D354,379 S 1/1995 Shinozaki  
D398,723 S 9/1998 Diebel  
D403,480 S 12/1998 Diebel  
D411,669 S 6/1999 Wareham  
D426,688 S 6/2000 Moine et al.

**OTHER PUBLICATIONS**

Oreck Corporation, Oreck XL Upright Vacuum Cleaners, <http://www.oreck.com/oreck-xl-upright/index.cfm>, Nov. 13, 2007, see attached website printout dated Nov. 13, 2007.

U.S. Appl. No. 29/279,928, Griffin, J., filed May 11, 2007.

U.S. Appl. No. 29/279,929, Griffin, J., filed May 11, 2007.

\* cited by examiner

*Primary Examiner*—Ruth McInroy

(74) *Attorney, Agent, or Firm*—Marshall, Gerstein & Borun LLP

(57) **CLAIM**

The ornamental design for a vacuum cleaner, as shown and described.

**DESCRIPTION**


FIG. 1 is a front view of a vacuum cleaner showing my new design;

FIG. 2 is a right side view thereof; and,


FIG. 3 is a rear view thereof.

The broken line showing of parts of the vacuum cleaner is for the purpose of illustrating parts of the vacuum cleaner and forms no part of the claimed design.

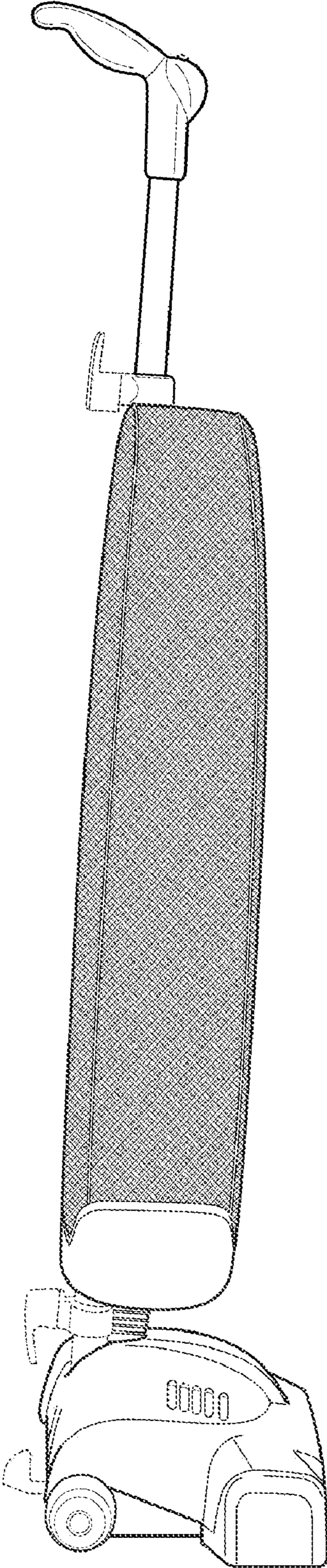
**1 Claim, 3 Drawing Sheets**



**FIG. 1**



**FIG. 2**



**FIG. 3**

