



US00D617503S

(12) **United States Design Patent**
Szalkowski et al.

(10) **Patent No.:** **US D617,503 S**
(45) **Date of Patent:** **** Jun. 8, 2010**

(54) **HELMET PAD STRUCTURE**

(75) Inventors: **Ronald M. Szalkowski**, Lakewood, OH (US); **Joseph V. Pease, III**, Lakewood, OH (US); **Morgan P. McLennan**, North Royalton, OH (US)

(73) Assignee: **Intellectual Property Holdings, LLC**, Cleveland, OH (US)

(**) Term: **14 Years**

(21) Appl. No.: **29/354,653**

(22) Filed: **Jan. 27, 2010**

(51) **LOC (9) Cl.** **29-02**

(52) **U.S. Cl.** **D29/122**

(58) **Field of Classification Search** D29/122,
D29/102-107; 2/411-414, 425, 423, 424,
2/418

See application file for complete search history.

(56) **References Cited**

U.S. PATENT DOCUMENTS

3,366,971 A	2/1968	Scherz
3,500,472 A	3/1970	Castellani
3,507,727 A	4/1970	Marshack
3,668,056 A	6/1972	Hayes, Jr.
3,716,614 A	2/1973	Okamoto et al.
3,844,862 A	10/1974	Sauer et al.

(Continued)

FOREIGN PATENT DOCUMENTS

FR 2717659 A1 9/1995

(Continued)

OTHER PUBLICATIONS

Article from www.polytechnic.com, "Specialty Foams and Composites," 1 page.

(Continued)

Primary Examiner—Lisa P Lichtenstein

(74) *Attorney, Agent, or Firm*—Pearne & Gordon LLP

(57) **CLAIM**

The ornamental design for a helmet pad structure, as shown and described.

DESCRIPTION

FIG. 1 is a perspective view of a helmet pad structure having an array of individual pads.

FIG. 2 is a top view of the helmet pad structure of FIG. 1.

FIG. 3 is a bottom view of the helmet pad structure of FIG. 1.

FIG. 4 is a front end view of the helmet pad structure of FIG. 1.

FIG. 5 is a rear end view of the helmet pad structure of FIG. 1.

FIG. 6 is a right side view of the helmet pad structure of FIG. 1.

FIG. 7 is a left side view of the helmet pad structure of FIG. 1.

FIG. 8 is a front perspective view of the helmet pad structure of FIG. 1 shown in a folded conformation as when it is to be fitted within a helmet.

FIG. 9 is a top view of the helmet pad structure of FIG. 8.

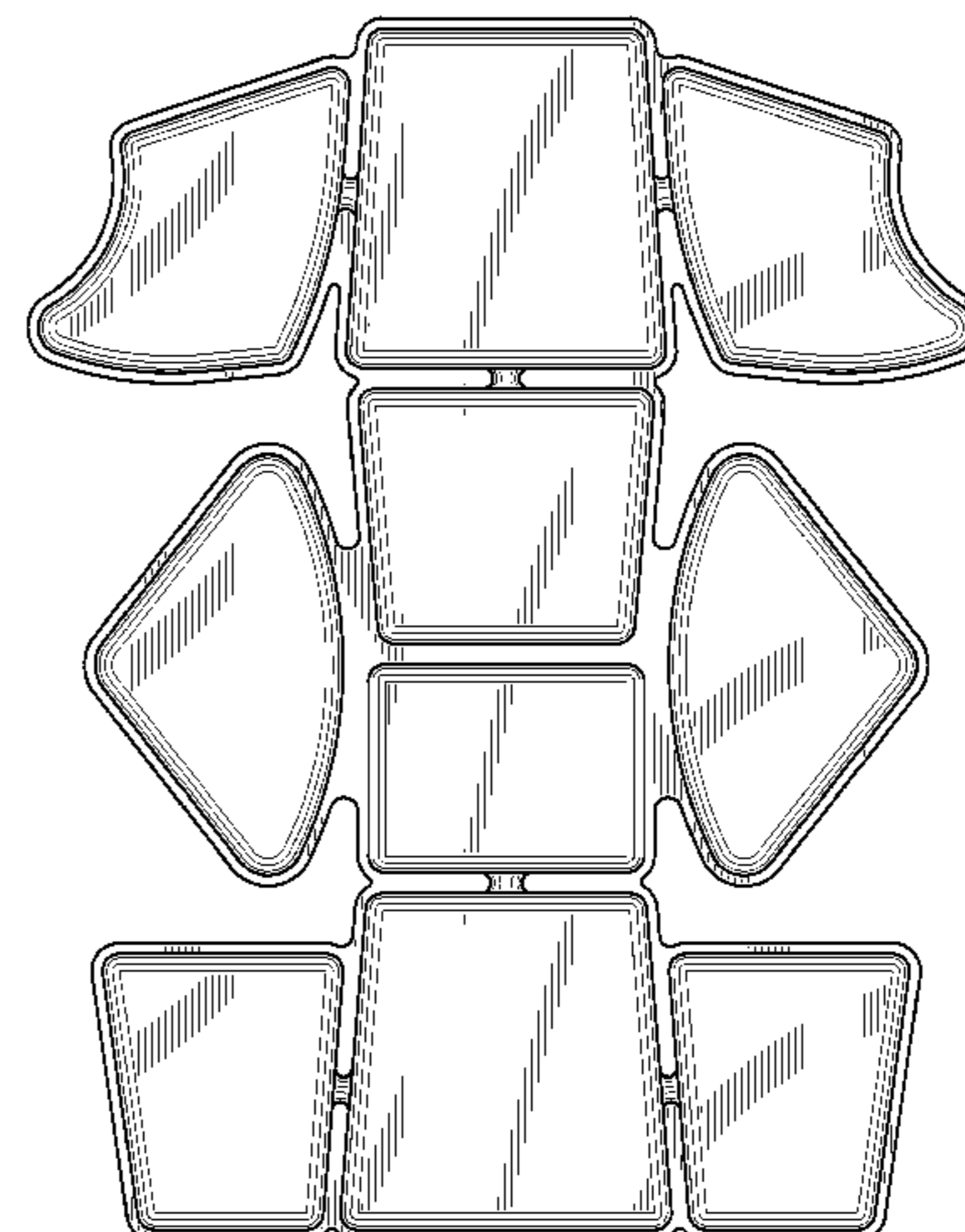

FIG. 10 is a bottom view of the helmet pad structure of FIG. 8.

FIG. 11 is a left side view of the helmet pad structure of FIG. 8.

FIG. 12 is a right side view of the helmet pad structure of FIG. 8; and,

FIG. 13 is a rear perspective view of the helmet pad structure of FIG. 8.

1 Claim, 11 Drawing Sheets



US D617,503 S

U.S. PATENT DOCUMENTS

3,882,547	A *	5/1975	Morgan	2/414
3,994,020	A	11/1976	Villari		
4,029,534	A	6/1977	Bocks et al.		
4,044,399	A	8/1977	Morton		
4,075,717	A	2/1978	Lemelson		
4,101,983	A	7/1978	Dera et al.		
4,114,197	A	9/1978	Morton		
4,279,038	A	7/1981	Bruckner et al.		
4,338,371	A	7/1982	Dawn et al.		
4,345,338	A	8/1982	Frieder, Jr. et al.		
4,513,449	A	4/1985	Donzis		
4,558,470	A	12/1985	Mitchell et al.		
4,566,137	A	1/1986	Gooding		
4,627,114	A	12/1986	Mitchell		
4,695,496	A	9/1987	Lee		
4,700,403	A	10/1987	Vacanti		
4,808,469	A	2/1989	Hiles		
4,842,931	A	6/1989	Zook		
4,845,786	A	7/1989	Chiarella		
4,872,220	A	10/1989	Haruvy et al.		
4,916,759	A	4/1990	Arai		
4,923,650	A	5/1990	Antoon, Jr. et al.		
D310,893	S	9/1990	Broersma		
5,014,691	A	5/1991	Cueman et al.		
5,025,504	A	6/1991	Benston et al.		
5,027,803	A	7/1991	Scholz et al.		
5,056,162	A	10/1991	Tirums		
5,083,361	A	1/1992	Rudy		
5,086,033	A	2/1992	Armor et al.		
5,263,203	A *	11/1993	Kraemer et al.	2/413
5,271,103	A	12/1993	Darnell		
5,274,846	A	1/1994	Kolsky		
5,324,460	A	6/1994	Briggs		
5,330,249	A	7/1994	Weber et al.		
5,376,318	A	12/1994	Ho		
5,421,035	A	6/1995	Klose et al.		
5,423,087	A	6/1995	Krent et al.		
5,439,733	A	8/1995	Paire		
D364,487	S *	11/1995	Tutton et al.	D29/122
5,477,558	A	12/1995	Volker et al.		
5,543,194	A	8/1996	Rudy		
5,581,818	A	12/1996	Lorenzi et al.		
5,591,379	A	1/1997	Shores		
5,598,588	A	2/1997	Lee		
5,611,153	A	3/1997	Fisher et al.		
5,655,226	A	8/1997	Williams		
5,669,079	A	9/1997	Morgan		
5,734,994	A	4/1998	Rogers		
5,741,568	A	4/1998	Rudy		
5,766,704	A	6/1998	Allen et al.		
5,891,372	A	4/1999	Besset et al.		
5,913,412	A	6/1999	Huber et al.		
5,946,734	A	9/1999	Vogan		

5,950,244	A	9/1999	Fournier et al.		
5,992,054	A	11/1999	Rauch		
6,051,624	A	4/2000	Bastin et al.		
6,070,271	A	6/2000	Williams		
6,093,468	A	7/2000	Toms et al.		
6,105,162	A	8/2000	Douglas et al.		
6,105,176	A	8/2000	Egger		
6,108,825	A	8/2000	Bell et al.		
6,154,889	A	12/2000	Moore, III et al.		
6,298,497	B1 *	10/2001	Chartrand	2/414
6,326,077	B1	12/2001	Monaci		
6,351,854	B1	3/2002	Whalen et al.		
6,381,759	B1	5/2002	Katz		
6,383,431	B1	5/2002	Dobrin et al.		
6,391,935	B1	5/2002	Hager et al.		
6,425,141	B1	7/2002	Ewing et al.		
6,434,755	B1	8/2002	Halstead et al.		
6,446,270	B1	9/2002	Durr		
6,453,476	B1	9/2002	Moore, III		
6,467,099	B2	10/2002	Dennis et al.		
6,485,446	B1	11/2002	Brother et al.		
6,499,147	B2	12/2002	Schiebl et al.		
6,532,602	B2	3/2003	Watters et al.		
D475,486	S *	6/2003	Ide et al.	D29/122
6,604,246	B1	8/2003	Obreja		
6,634,045	B1	10/2003	DuDonis et al.		
6,658,671	B1	12/2003	Von Holst et al.		
6,671,889	B2	1/2004	Dennis et al.		
6,681,409	B2	1/2004	Dennis et al.		
6,803,005	B2	10/2004	Dennis et al.		
7,240,376	B2	7/2007	Ide et al.		
7,299,505	B2 *	11/2007	Dennis et al.	2/410
7,316,036	B2 *	1/2008	Rudolf et al.	2/414
7,341,776	B1	3/2008	Milliren et al.		
7,464,414	B2	12/2008	McDuff		
2002/0152542	A1	10/2002	Dennis et al.		
2002/0168496	A1	11/2002	Morimoto et al.		
2004/0199981	A1	10/2004	Tucker		
2004/0200094	A1	10/2004	Baychar		
2005/0166302	A1	8/2005	Dennis		
2007/0281125	A1	12/2007	Moore, III et al.		

FOREIGN PATENT DOCUMENTS

JP	54-148845	A	11/1979
SU	659134		4/1979
WO	91/05489	A1	5/1991
WO	2006/005189	A1	1/2006
WO	2008/011708	A1	1/2008

OTHER PUBLICATIONS

Polyurethane Foam Association, "In-Touch: Information on Flexible Polyurethane Foam," vol. 11, No. 1, Jun. 2003, 7 pages.

* cited by examiner

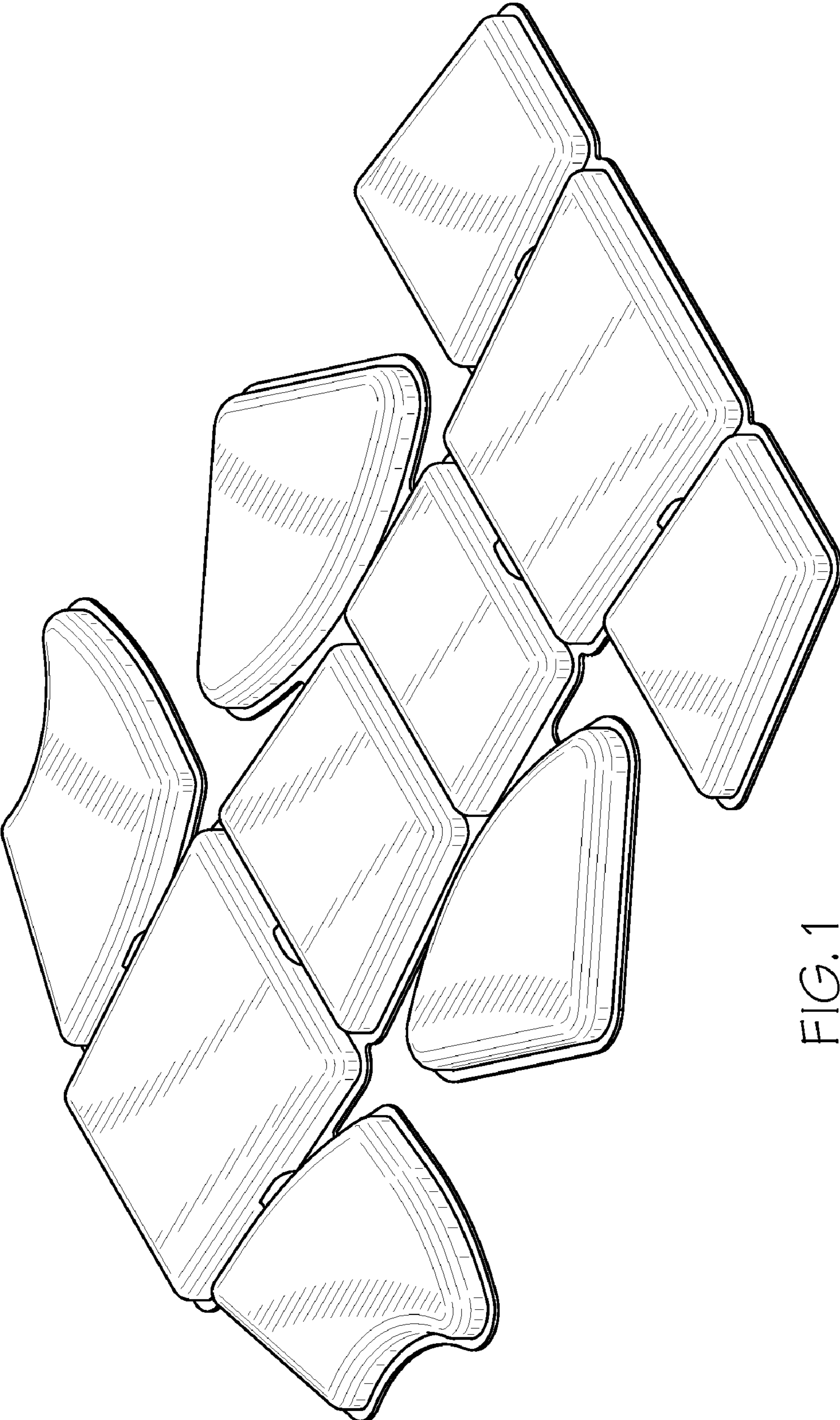


FIG. 1

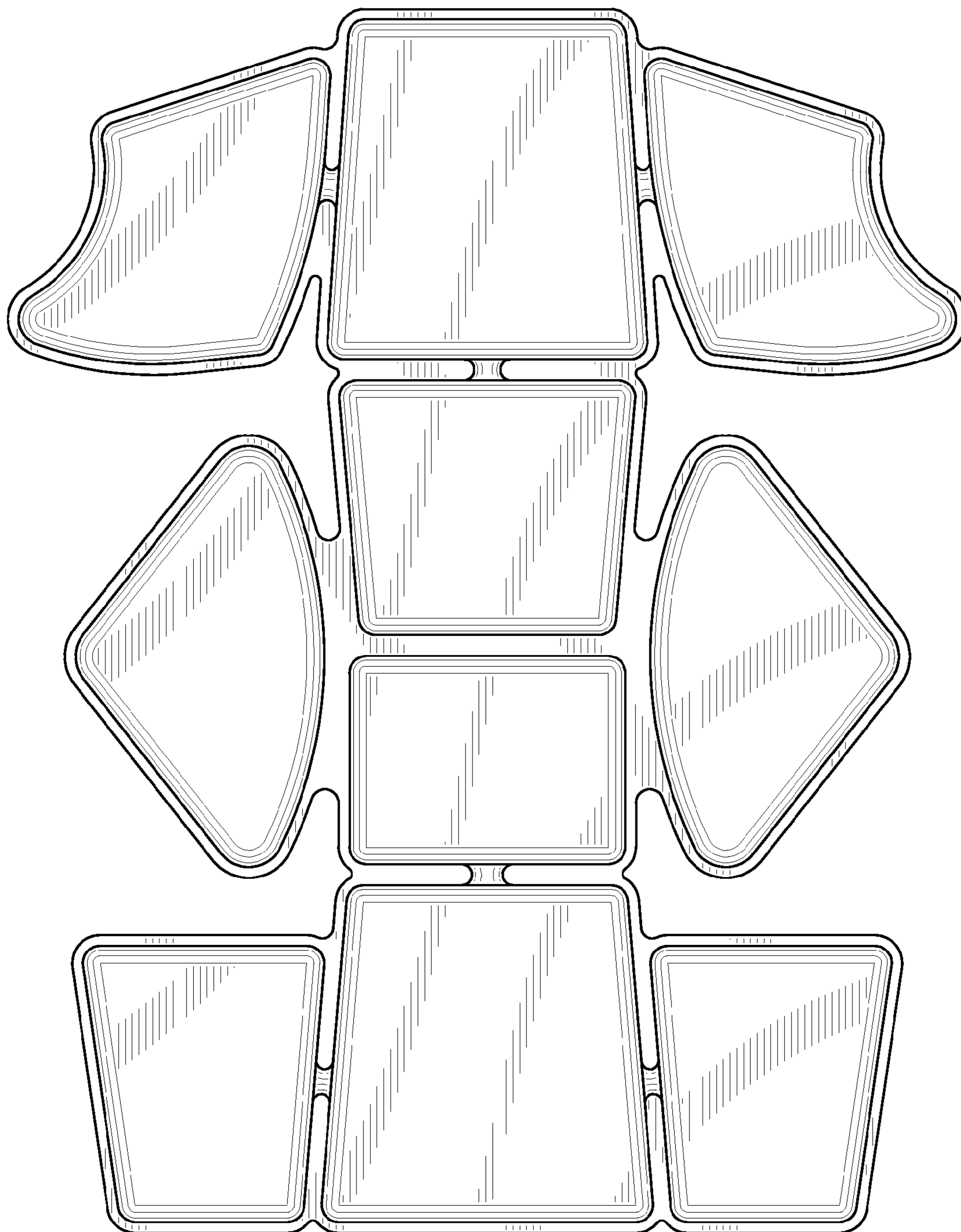


FIG. 2

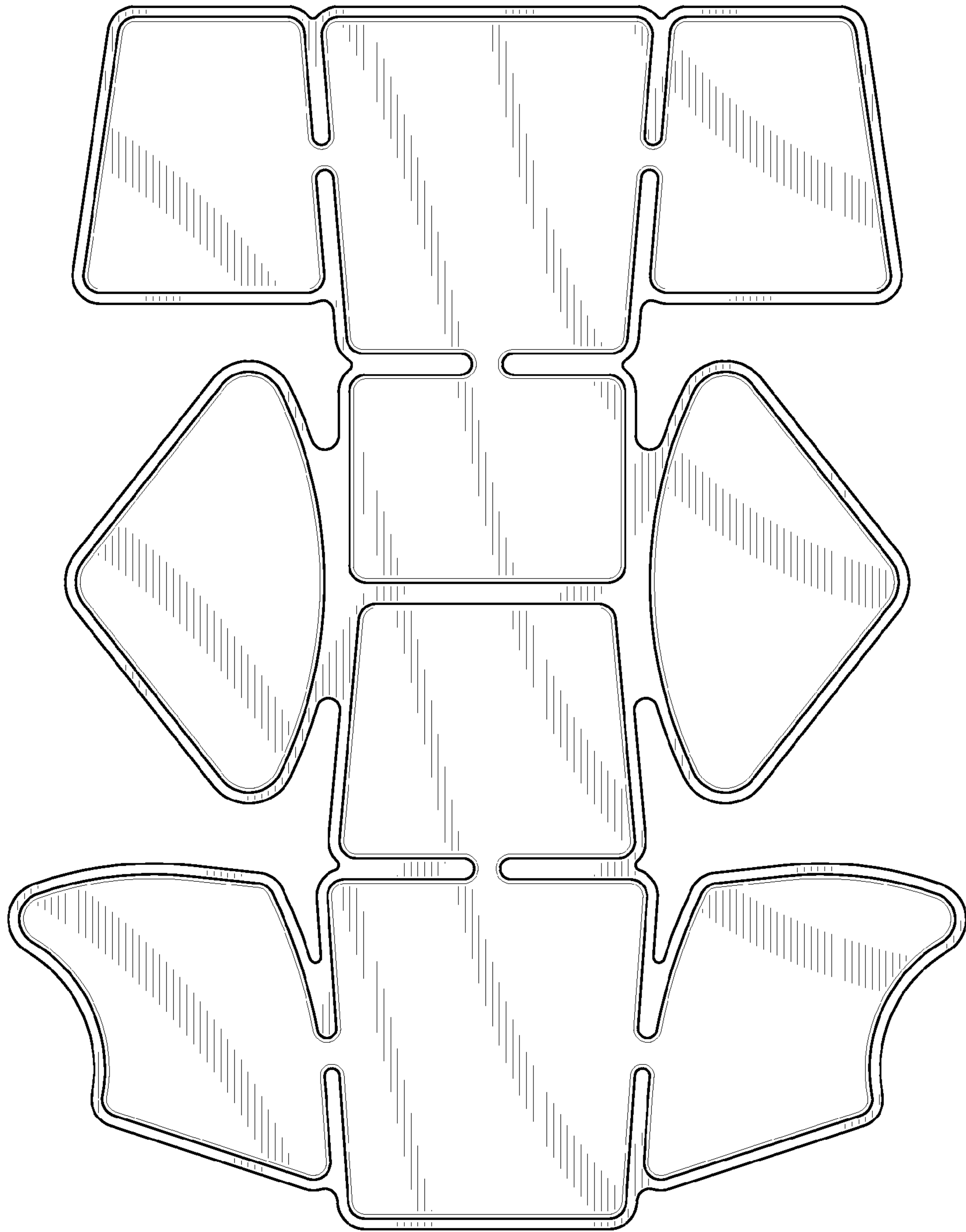


FIG. 3

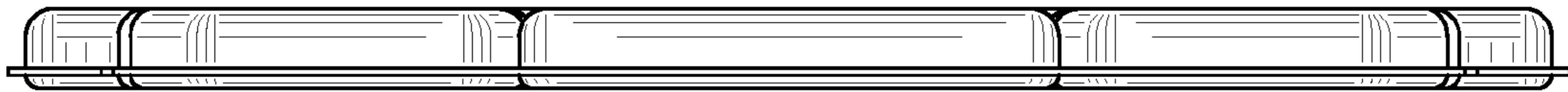


FIG. 4

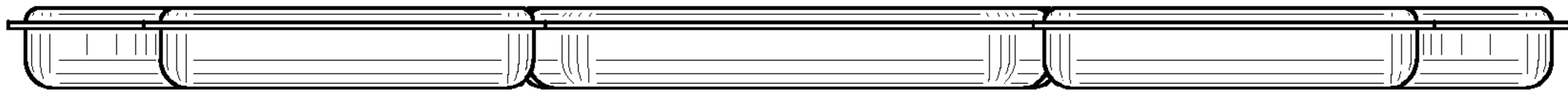


FIG. 5

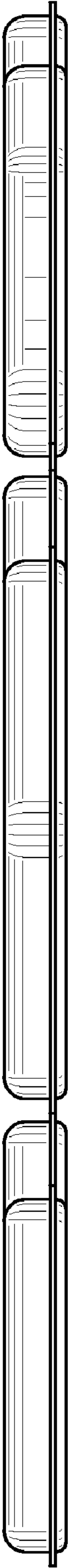


FIG. 6

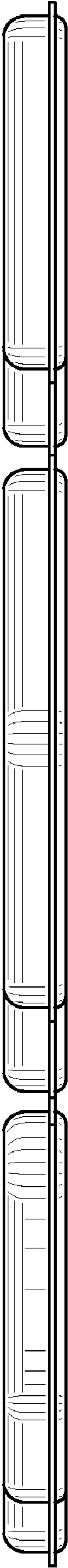


FIG. 7

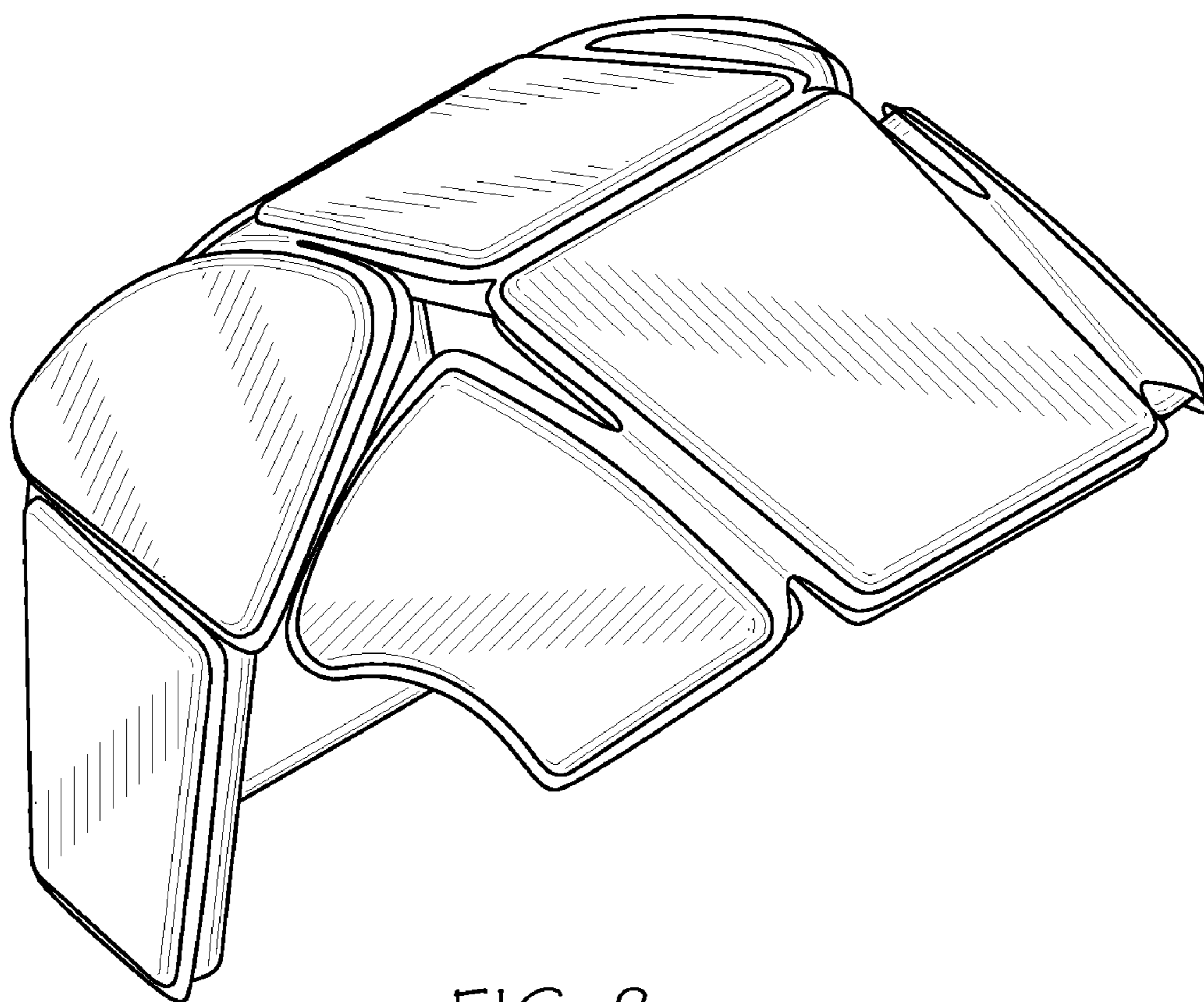


FIG. 8

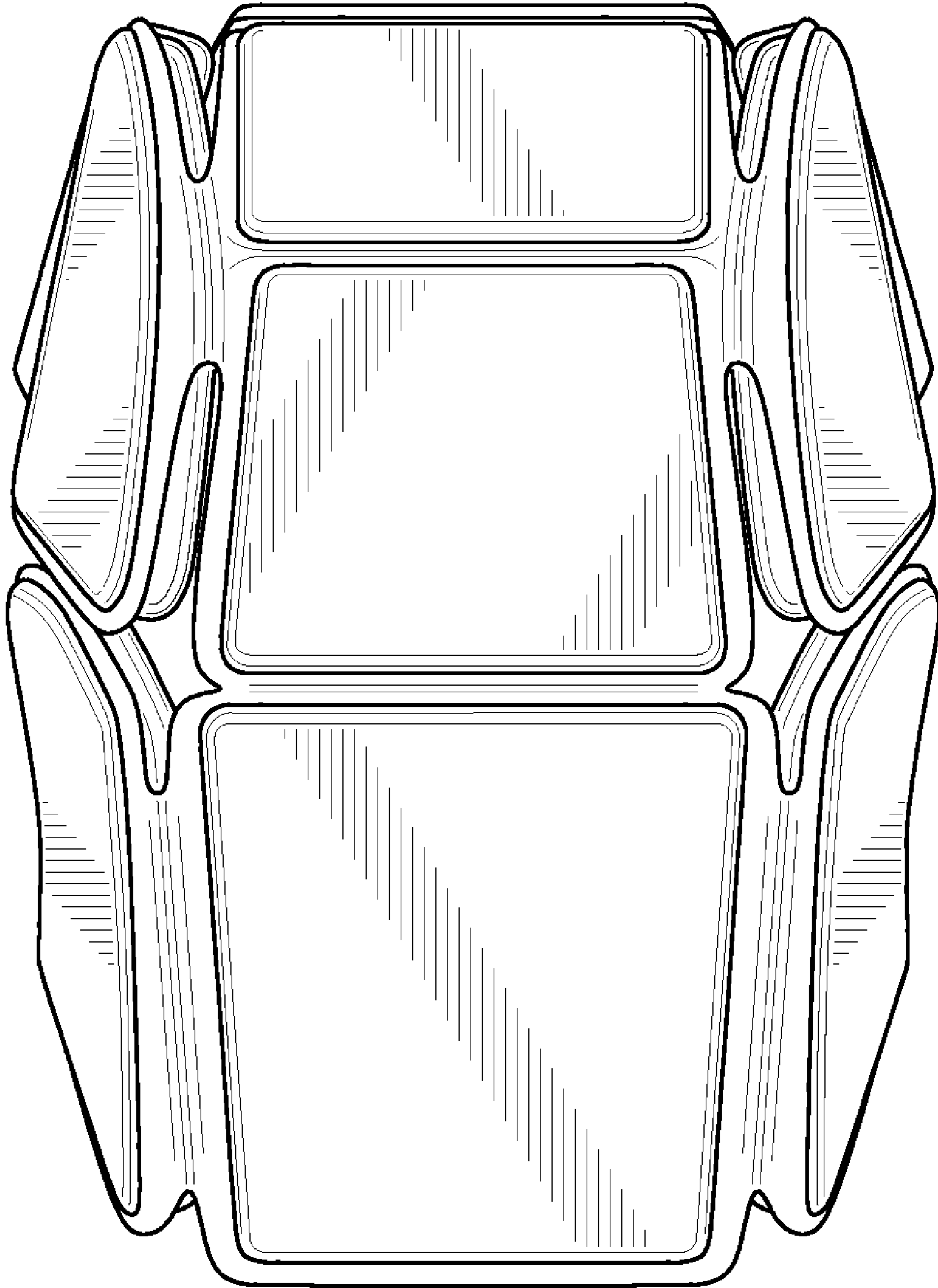


FIG. 9

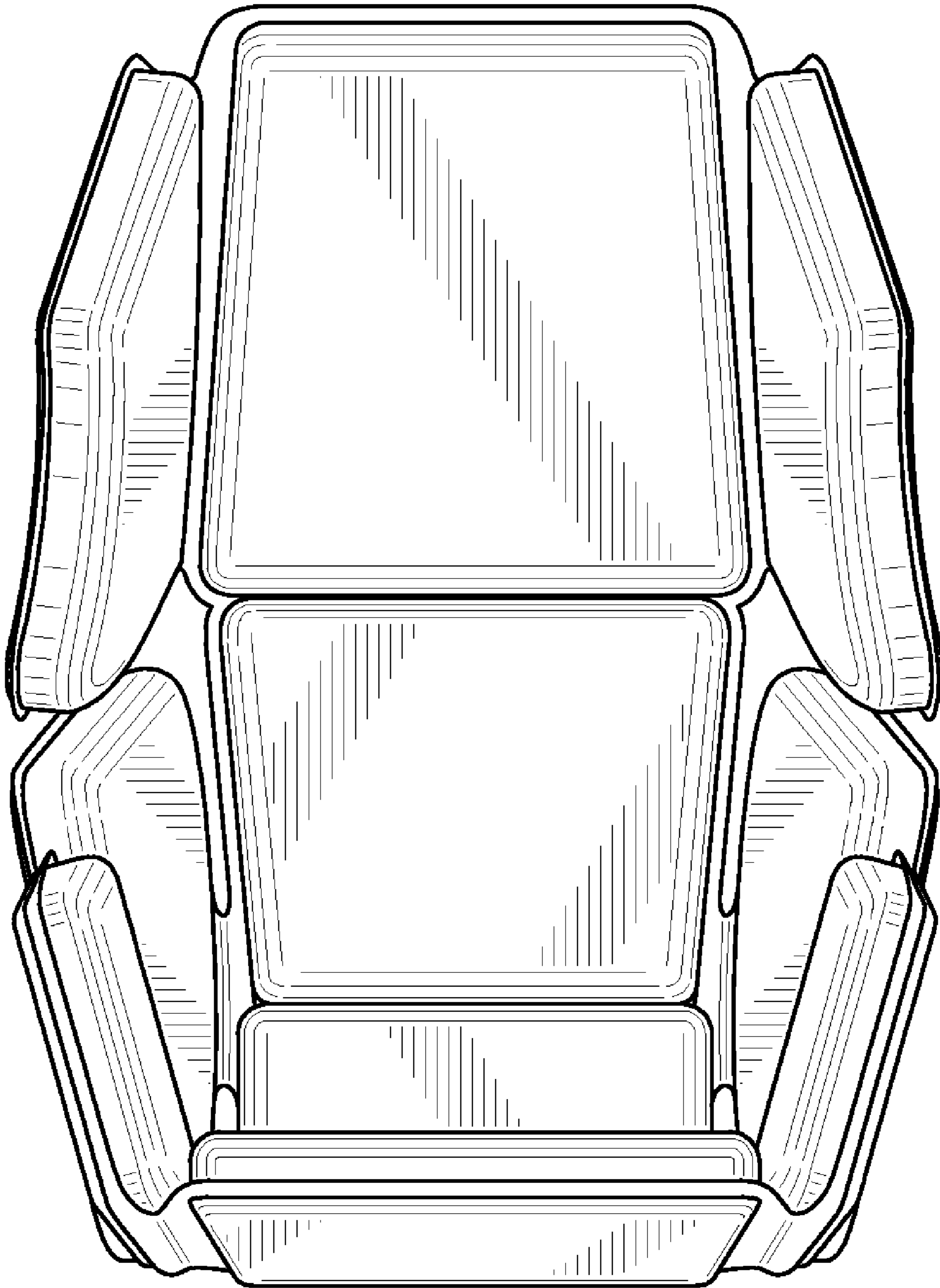


FIG. 10

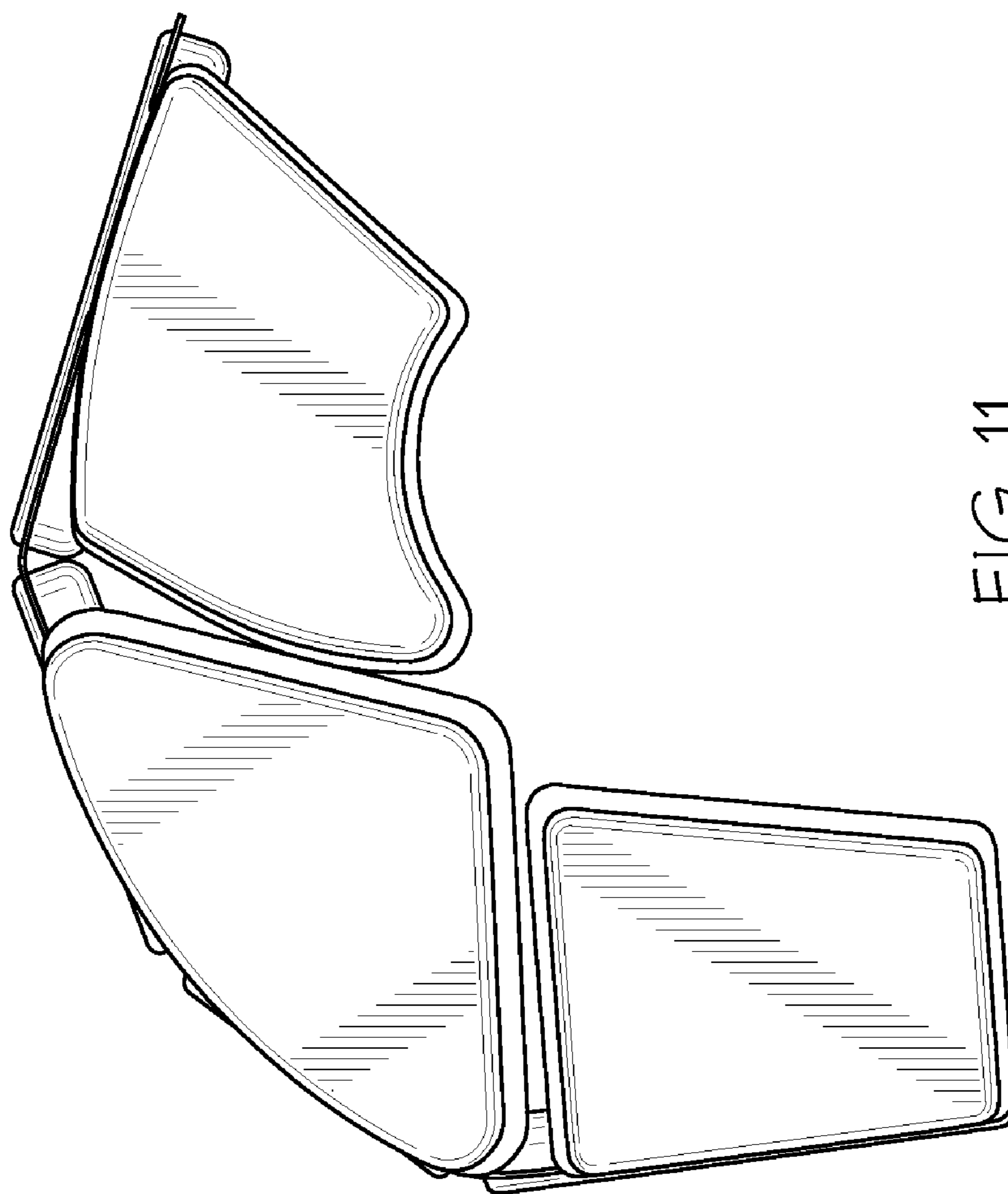


FIG. 11

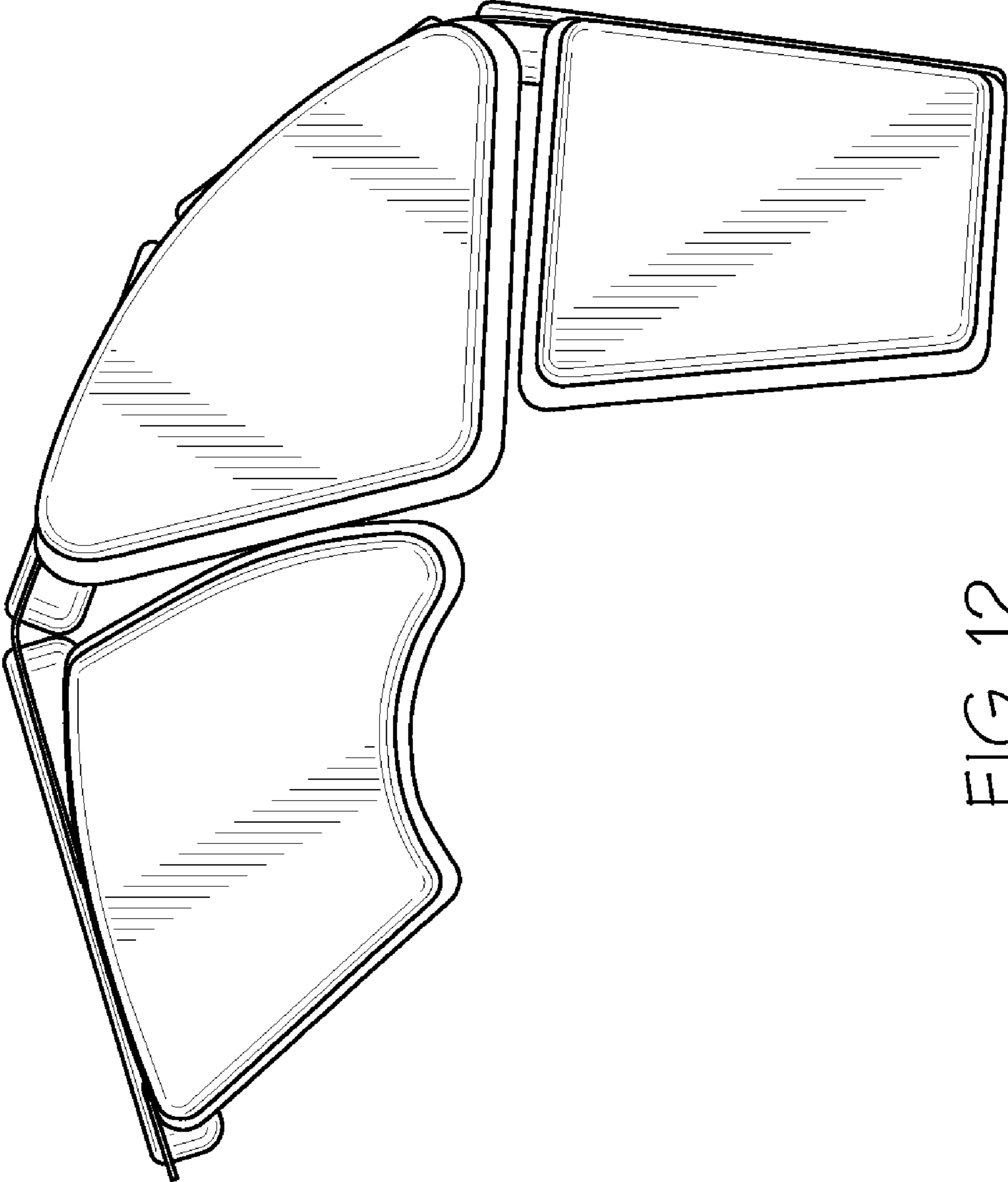


FIG. 12

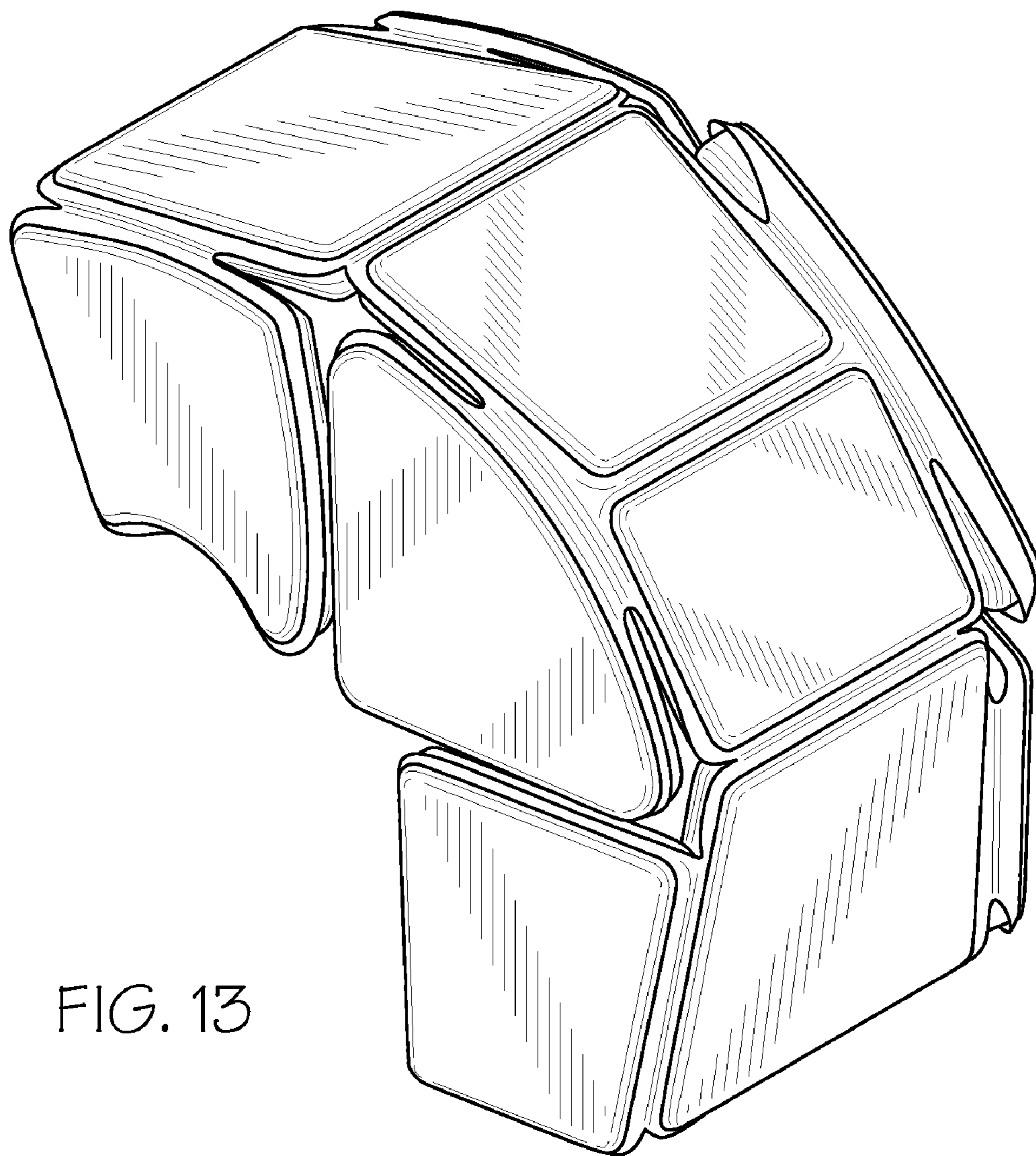


FIG. 13