



US00D617499S

(12) **United States Design Patent**  
**Huang**

(10) **Patent No.:** **US D617,499 S**

(45) **Date of Patent:** **\*\* Jun. 8, 2010**

(54) **NAIL FILE**

(76) Inventor: **Chu-Chau Huang**, 7F. -3, No. 129, Ln.  
235, Baociao Rd., Sindian City, Taipei  
County 231 (TW)

(\*\*) Term: **14 Years**

(21) Appl. No.: **29/339,555**

(22) Filed: **Jul. 1, 2009**

(51) **LOC (9) Cl.** ..... **28-03**

(52) **U.S. Cl.** ..... **D28/59**

(58) **Field of Classification Search** ..... D28/56-62;  
132/73-76.5, 200; D24/147

See application file for complete search history.

(56) **References Cited**

U.S. PATENT DOCUMENTS

D506,852 S \* 6/2005 Rosie et al. .... D28/59

D599,956 S \* 9/2009 Kim ..... D28/59

\* cited by examiner

*Primary Examiner*—Jennifer Rivard

(74) *Attorney, Agent, or Firm*—Kile Goekjian Reed &  
McManus PLLC

(57) **CLAIM**

The ornamental design for a “nail file,” as shown and  
described.

**DESCRIPTION**

FIG. 1 is a perspective view of a “nail file” showing my new  
design;

FIG. 2 is a front view thereof;

FIG. 3 is a rear view thereof;

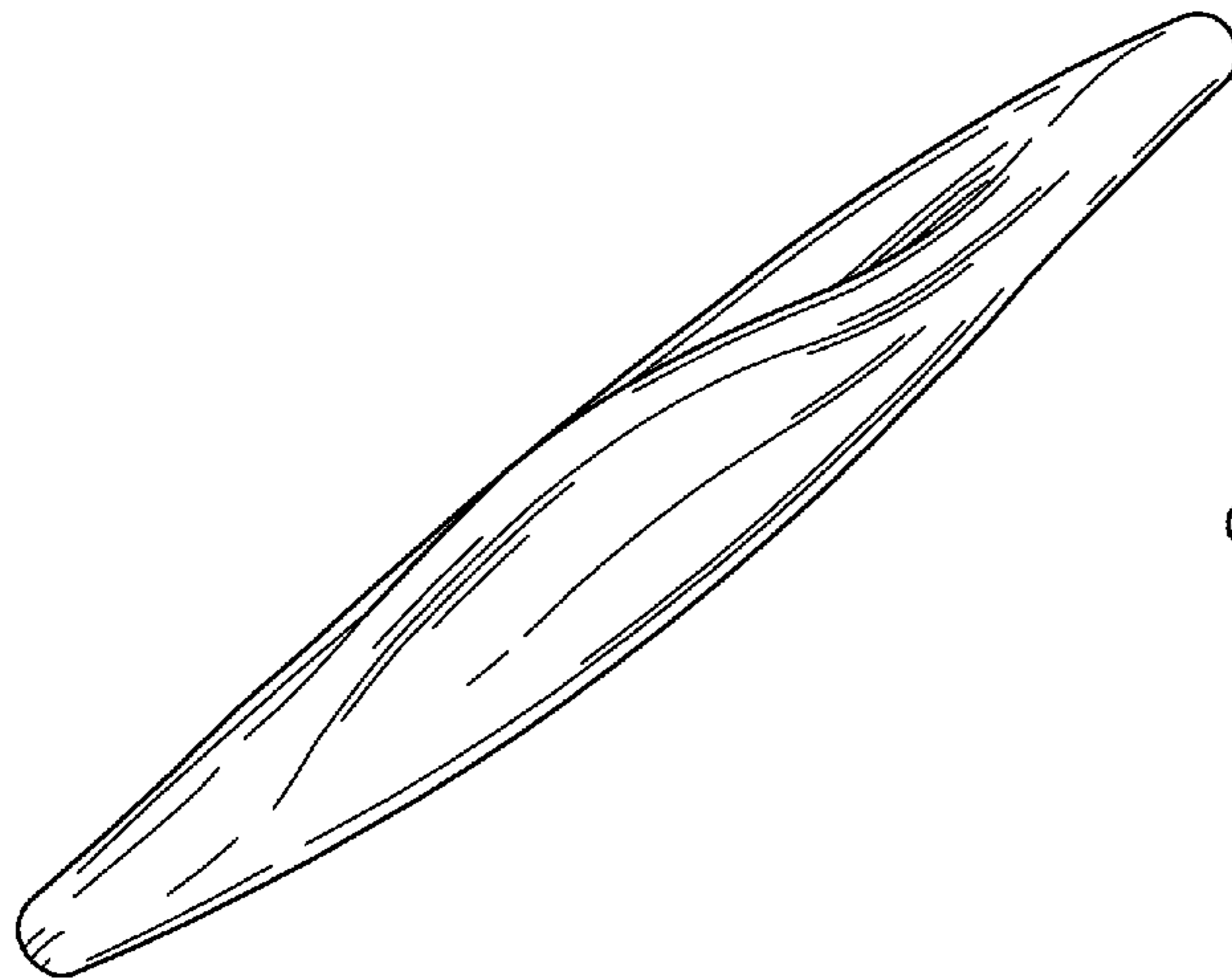
FIG. 4 is a left side view thereof;

FIG. 5 is a right side view thereof;

FIG. 6 is a top view thereof; and,

FIG. 7 is a bottom view thereof.

**1 Claim, 4 Drawing Sheets**



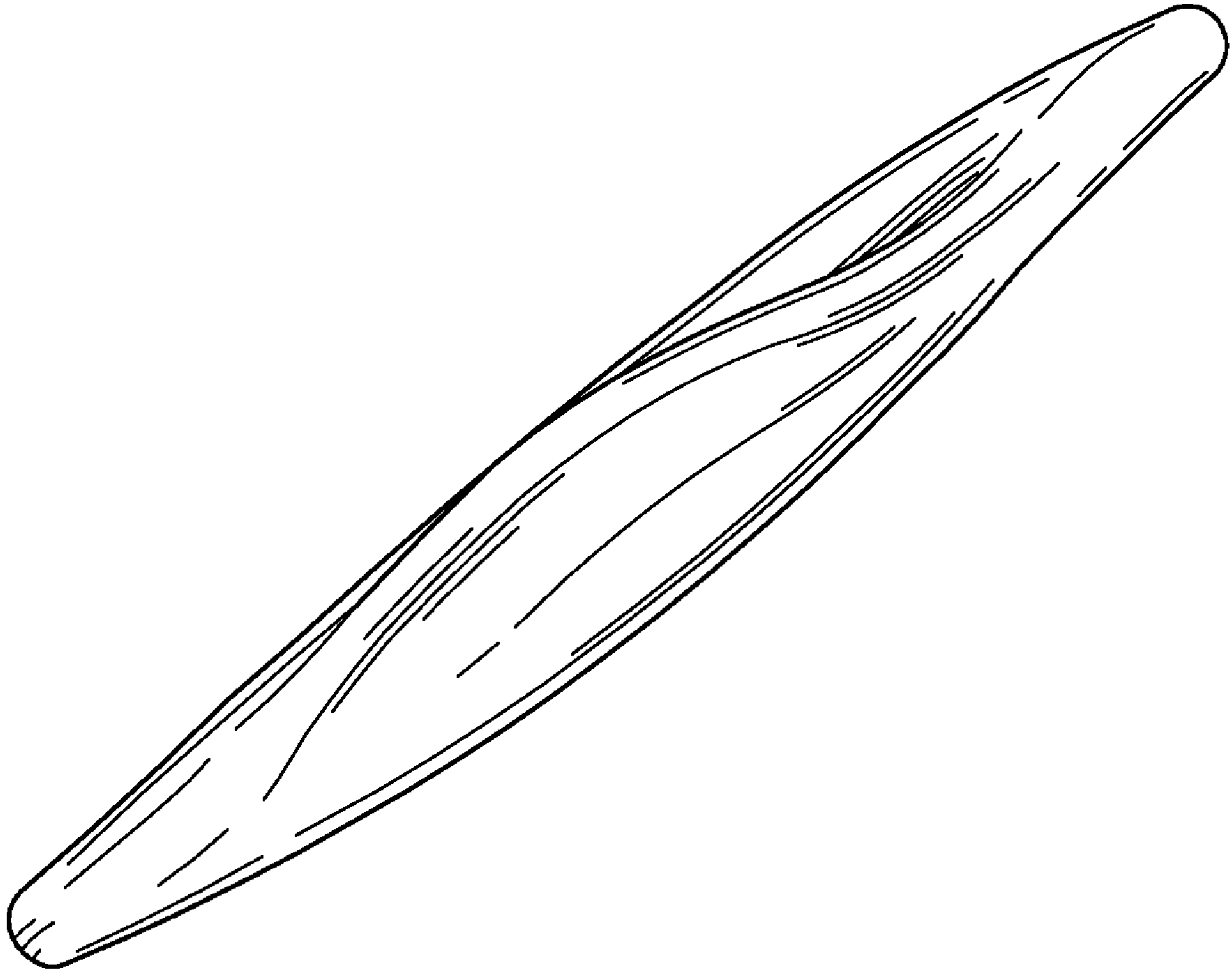


FIG. 1

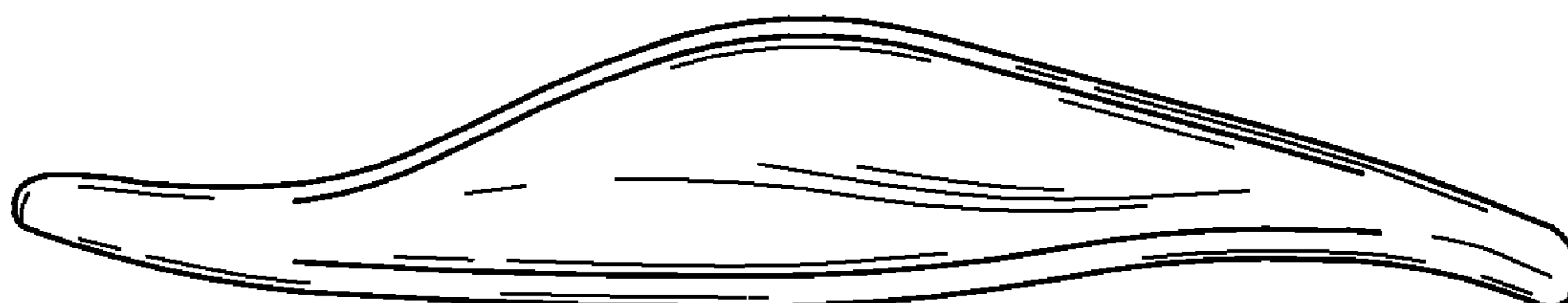


FIG. 2




FIG. 3



FIG. 4



FIG. 5




FIG. 6

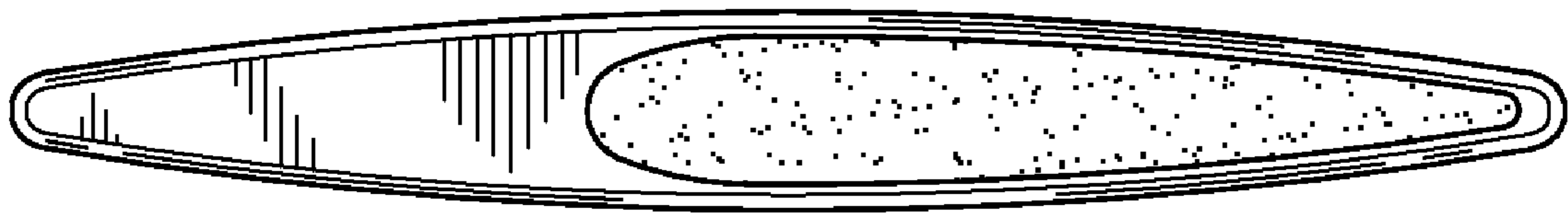


FIG. 7