



US00D617489S

(12) **United States Design Patent**  
**Santoro**

(10) **Patent No.:** **US D617,489 S**  
(45) **Date of Patent:** **\*\* Jun. 8, 2010**

(54) **LUMINAIRE**

(75) Inventor: **Scott R. Santoro**, Delta (CA)

(73) Assignee: **Koninklijke Philips Electronics N.V.**,  
Eindhoven (NL)

(\*\*) Term: **14 Years**

(21) Appl. No.: **29/344,398**

(22) Filed: **Sep. 29, 2009**

D143,350 S *	12/1945	Polotaye .....	D26/76
D168,974 S *	3/1953	Spaulding .....	D26/76
D190,596 S *	6/1961	Franck et al. ....	D26/76
D192,646 S *	4/1962	Pascucci et al. ....	D26/76
D192,878 S *	5/1962	Muller .....	D26/76
3,109,599 A *	11/1963	Franck et al. ....	362/218
D208,572 S *	9/1967	Wakefield .....	D26/76
D348,533 S *	7/1994	Herst et al. ....	D26/85
D579,598 S *	10/2008	Santoro .....	D26/76
D587,834 S *	3/2009	Moritz .....	D26/76
D600,398 S *	9/2009	Nourishad et al. ....	D26/120
D600,851 S *	9/2009	Nourishad et al. ....	D26/120
D604,002 S *	11/2009	Santoro .....	D26/76
D604,884 S *	11/2009	Moritz .....	D26/76

**Related U.S. Application Data**

(60) Continuation of application No. 29/331,182, filed on Jan. 21, 2009, now Pat. No. Des. 604,002, which is a division of application No. 29/295,724, filed on Oct. 4, 2007, now abandoned.

**Foreign Application Priority Data**

(30) Apr. 5, 2007 (EM) ..... 000702642

(51) **LOC (9) Cl.** ..... **26-03**

(52) **U.S. Cl.** ..... **D26/76**

(58) **Field of Classification Search** ..... D26/3,  
D26/24, 61, 72, 74-77, 81-83, 85, 88-89,  
D26/118, 120; 362/147, 224-225, 267, 283,  
362/337, 347; 43/113; D23/372, 328, 385;  
D14/209; 52/98

See application file for complete search history.

(56) **References Cited**

**U.S. PATENT DOCUMENTS**

D123,049 S \* 10/1940 Doane ..... D26/76

\* cited by examiner

*Primary Examiner*—Philip S Hyder  
*Assistant Examiner*—Susan E Krakower

(57) **CLAIM**

The ornamental design for a luminaire, as shown and described.

**DESCRIPTION**

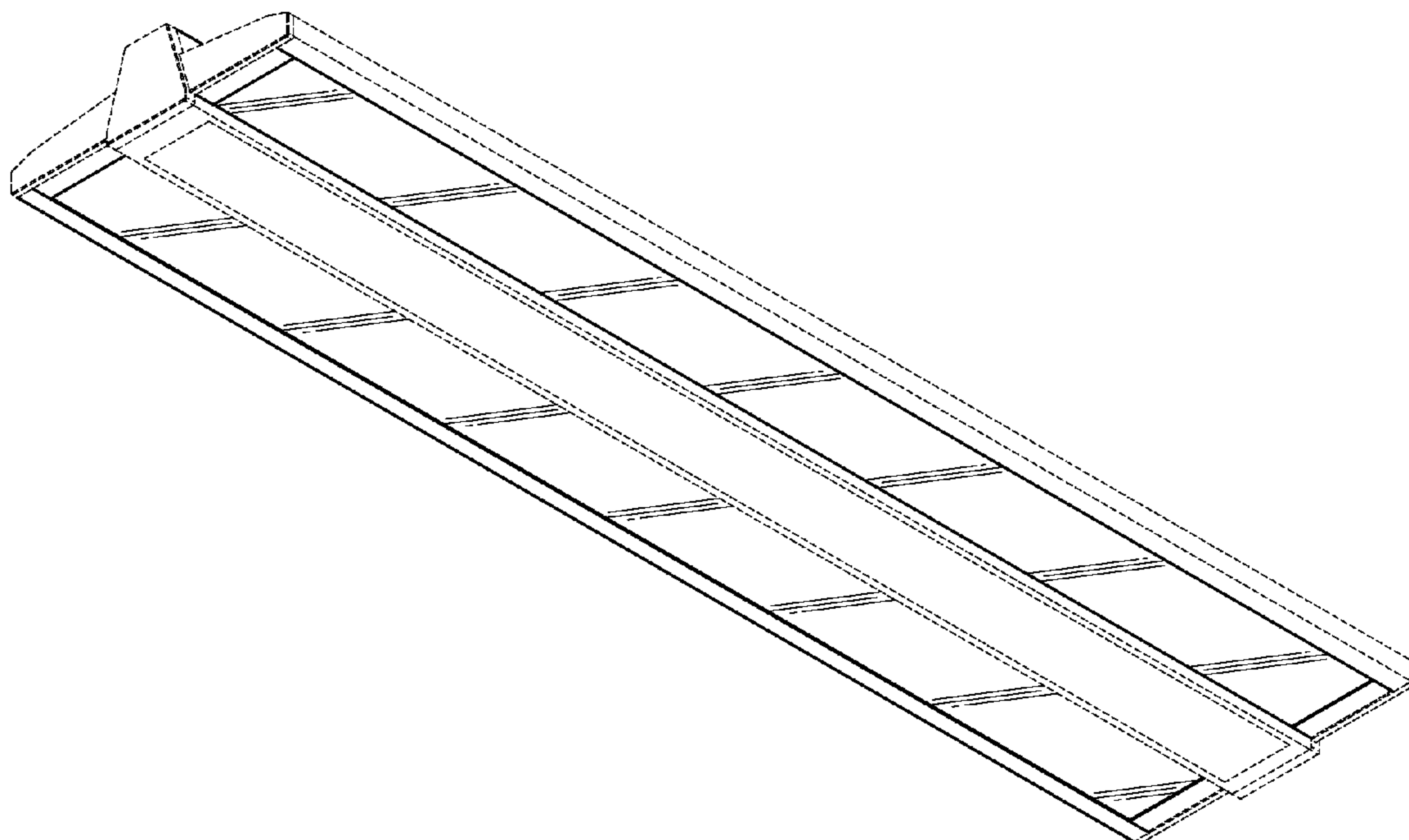
FIG. 1 is a lower perspective view of the luminaire of the present invention; and,

FIG. 2 is a bottom view of the design of the present invention.

The top and ends of the luminaire are unornamented. Therefore the top and ends of the luminaire form no part of the claimed design and these views have been omitted.

The broken lines illustrate portions of the luminaire which form no part of the claimed design.

**1 Claim, 2 Drawing Sheets**



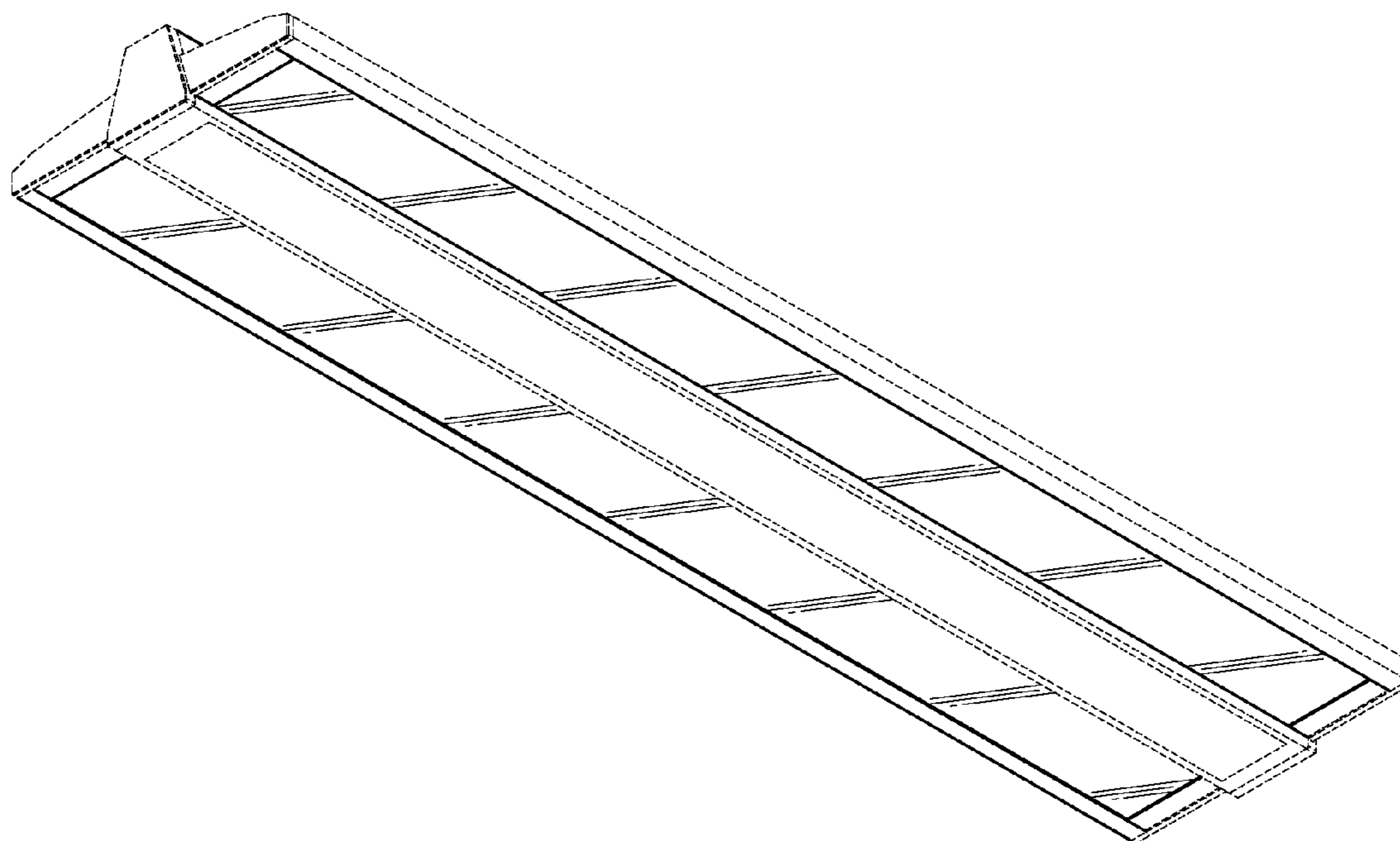


FIG. 1

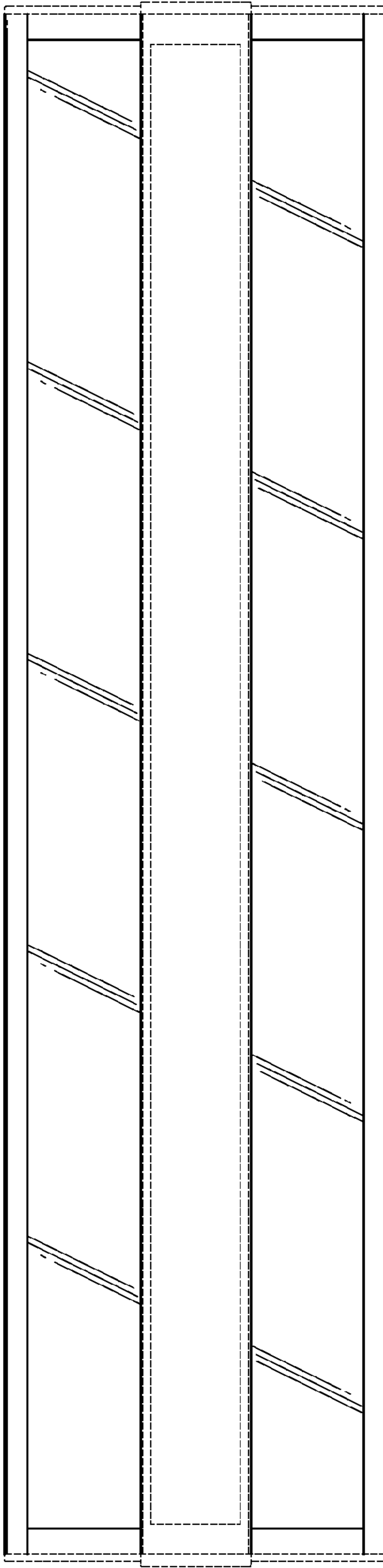


FIG. 2