



US00D617487S

(12) **United States Design Patent**
Fowler, Jr. et al.

(10) **Patent No.:** **US D617,487 S**
(45) **Date of Patent:** **** Jun. 8, 2010**

(54) **FULL DISTRIBUTION TROFFER LUMINAIRE**
(75) Inventors: **Wilton L. Fowler, Jr.**, Easley, SC (US);
Martin C. Werr, Easley, SC (US);
Randy K. Lewis, Spartanburg, SC (US)

D374,301 S 10/1996 Kleffman
D399,586 S 10/1998 Ranieri et al.
D407,473 S 3/1999 Wimbock
D411,641 S 6/1999 Ranieri et al.

(Continued)

(73) Assignee: **Hubbell Incorporated**, Orange, CT (US)

Primary Examiner—Philip S Hyder
Assistant Examiner—Susan E Krakower

(**) Term: **14 Years**

(74) *Attorney, Agent, or Firm*—Mark S. Bicks; Alfred N. Goodman; Jenae C. Gureff

(21) Appl. No.: **29/311,585**

(57) **CLAIM**

(22) Filed: **Apr. 24, 2009**

The ornamental design for a full distribution troffer luminaire, as shown and described.

Related U.S. Application Data

(62) Division of application No. 29/309,543, filed on Aug. 29, 2008, now Pat. No. Des. 593,246.

DESCRIPTION

(51) **LOC (9) Cl.** **26-03**

(52) **U.S. Cl.** **D26/76; D26/118**

(58) **Field of Classification Search** D26/72,
D26/74–78, 118, 120–122; 362/147–150,
362/217.01, 217.05, 217.06, 217.08, 218,
362/220, 223–225, 260, 288, 307–308, 342,
362/346, 372

FIG. 1 is an enlarged bottom left perspective view of a full distribution troffer luminaire showing our new invention;

FIG. 2 is an enlarged bottom right perspective view of the luminaire illustrated in FIG. 1;

FIG. 3 is a top plan view of the luminaire illustrated in FIGS. 1 and 2;

FIG. 4 is a rear elevational view of the luminaire illustrated in FIGS. 1–3;

See application file for complete search history.

FIG. 5 is a left side elevational view of the luminaire illustrated in FIGS. 1–4;

FIG. 6 is a front elevational view of the luminaire illustrated in FIGS. 1–5;

FIG. 7 is a right side elevational view of the luminaire illustrated in FIGS. 1–6; and,

FIG. 8 is a bottom plan view of the luminaire illustrated in FIGS. 1–7.

The broken lines illustrate environmental structure and form no part of the claimed design.

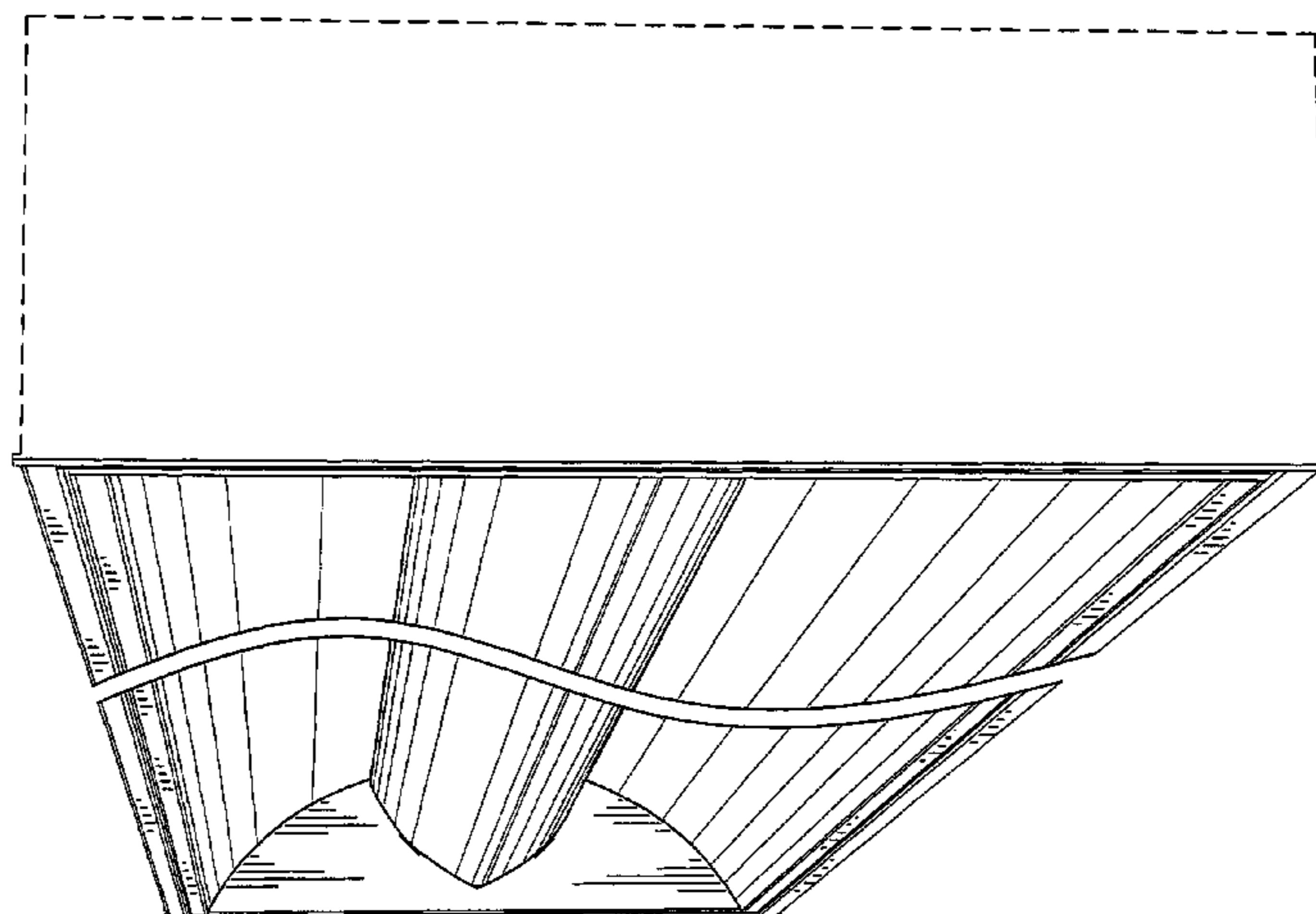
The luminaire is shown broken away to indicate no specific length is claimed.

(56) **References Cited**

U.S. PATENT DOCUMENTS

D85,382 S *	10/1931	Guth	D26/24
362,189 A	12/1931	Waugh		
D119,800 S	4/1940	Carter, Jr.		
D132,786 S	6/1942	Netting		
D133,216 S *	7/1942	Parlato	D26/78
2,323,073 A	6/1943	Netting		
2,339,100 A *	1/1944	Netting	362/219
3,209,142 A	9/1965	Michel et al.		
3,270,194 A *	8/1966	Lee	362/218
D257,894 S	1/1981	DiBernardo		
4,277,820 A	7/1981	Bostonian		
D284,110 S	6/1986	Mullins		
4,674,016 A	6/1987	Gallagher		

1 Claim, 4 Drawing Sheets



US D617,487 S

Page 2

U.S. PATENT DOCUMENTS

D413,402 S	8/1999	Ranieri et al.	D545,992 S	7/2007	Mayfield et al.
5,950,340 A	9/1999	Woo	D545,993 S	7/2007	Mayfield et al.
5,988,829 A	11/1999	Holder	7,261,435 B2	8/2007	Gould et al.
5,988,836 A	11/1999	Swarens	D553,781 S	10/2007	Pickard et al.
6,092,913 A	7/2000	Edwards, Jr.	7,296,910 B2	11/2007	Mayfield et al.
D430,688 S *	9/2000	Plunk D26/76	D561,383 S	2/2008	Hukle et al.
6,280,052 B1	8/2001	White	D561,930 S	2/2008	Hukle et al.
D477,891 S	7/2003	Fritze et al.	D593,246 S *	5/2009	Fowler et al. D26/76
D496,121 S	9/2004	Santoro	D602,625 S *	10/2009	Santoro D26/76
D541,467 S	4/2007	Gould	D604,000 S *	11/2009	Fowler et al. D26/76
D541,468 S	4/2007	Mayfield et al.	D604,446 S *	11/2009	Fowler et al. D26/76
D544,633 S	6/2007	Mayfield et al.	D605,342 S *	12/2009	Chung et al. D26/118
D544,634 S	6/2007	Mayfield et al.	D608,490 S *	1/2010	Chung et al. D26/118
D544,992 S	6/2007	Mayfield et al.	D608,929 S *	1/2010	Castelli D26/76
D544,993 S	6/2007	Mayfield et al.	D608,932 S *	1/2010	Castelli D26/76
D545,476 S	6/2007	Friedman	2005/0281023 A1	12/2005	Gould et al.
D545,481 S	6/2007	Mayfield et al.	2007/0133215 A1	6/2007	Mayfield et al.
D545,482 S	6/2007	Mayfield et al.	2007/0139918 A1	6/2007	Laukhuf
D545,483 S	6/2007	Mayfield et al.	2007/0211457 A1	9/2007	Mayfield et al.
7,229,192 B2	6/2007	Mayfield et al.	2007/0291481 A1	12/2007	Gould et al.
D545,991 S	7/2007	Mayfield et al.	2008/0019126 A1	1/2008	Straton et al.

* cited by examiner

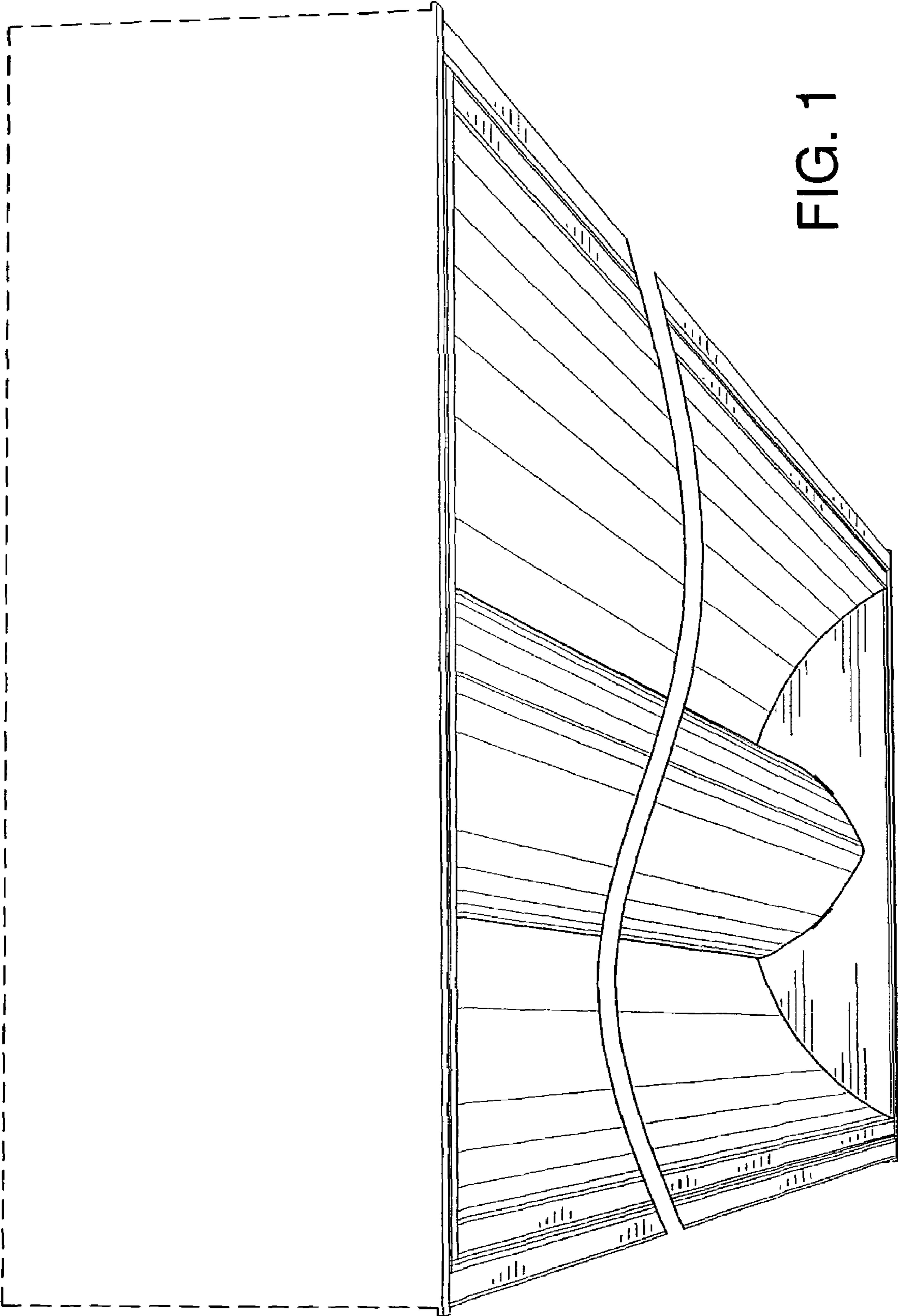
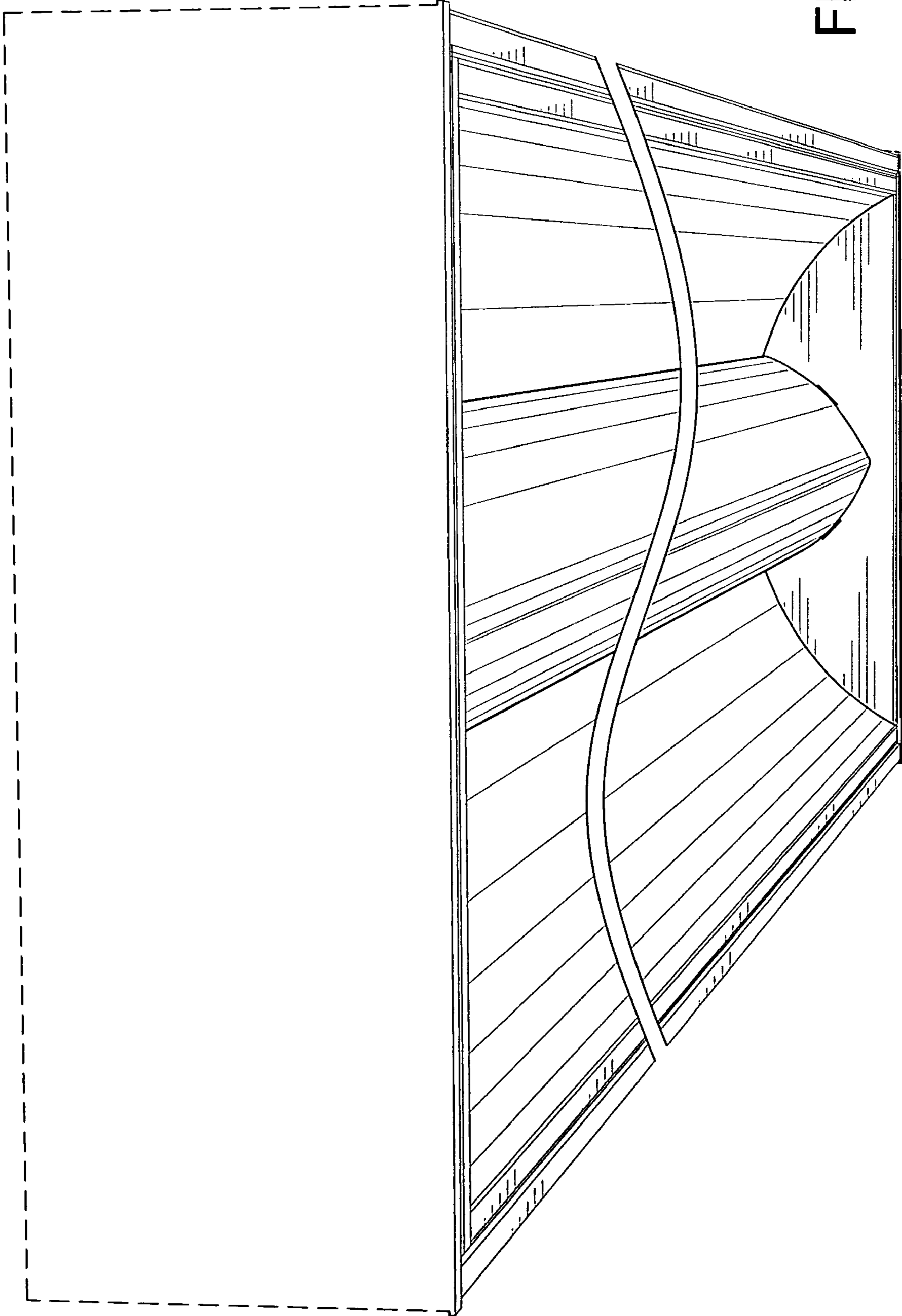


FIG. 1

FIG. 2






FIG. 4

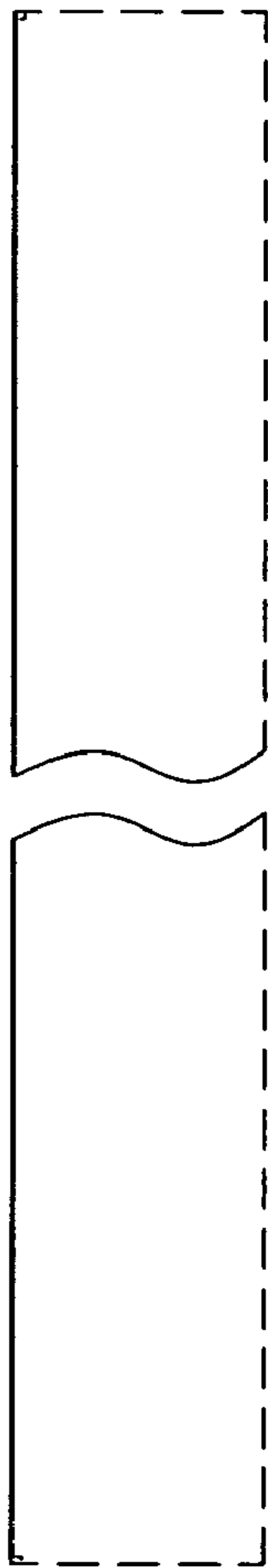


FIG. 5

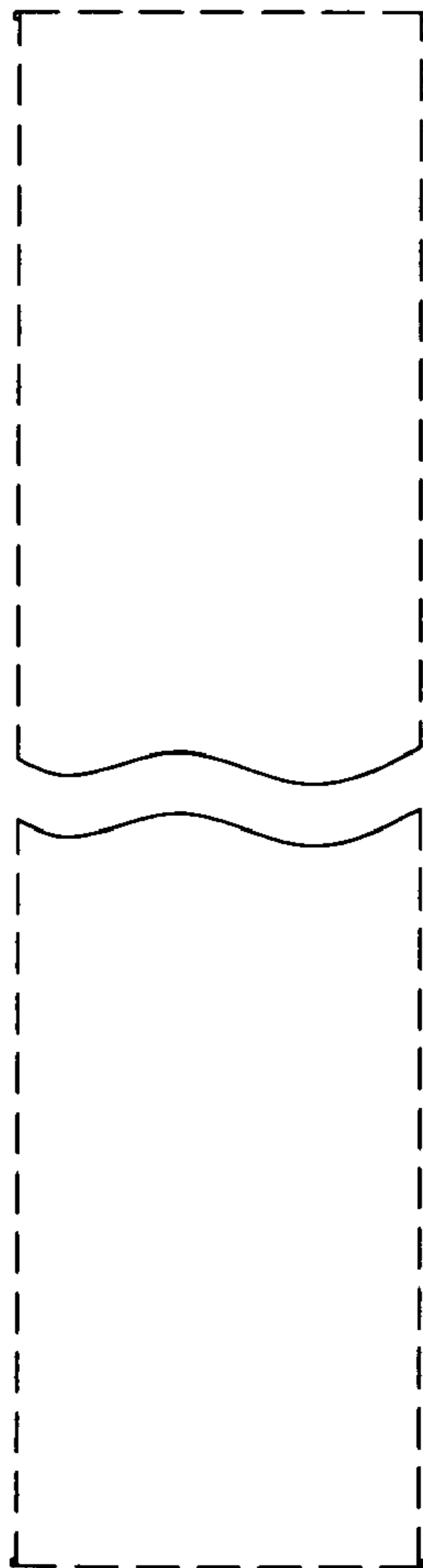


FIG. 3

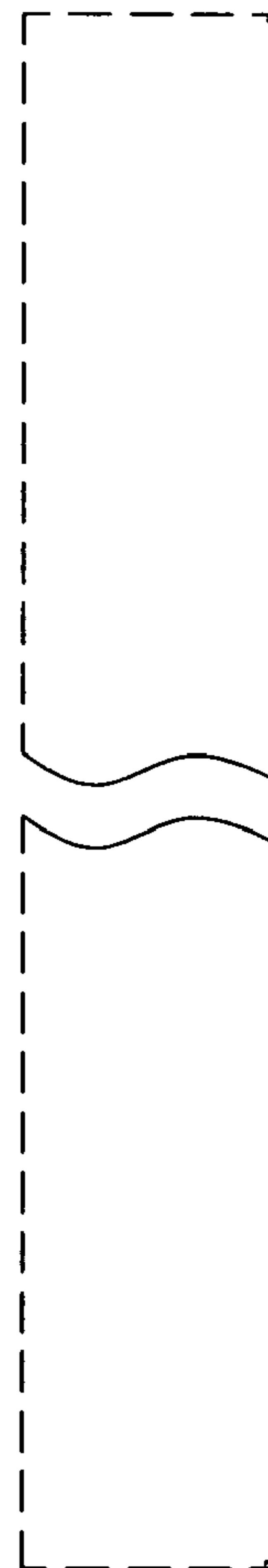


FIG. 7



FIG. 6

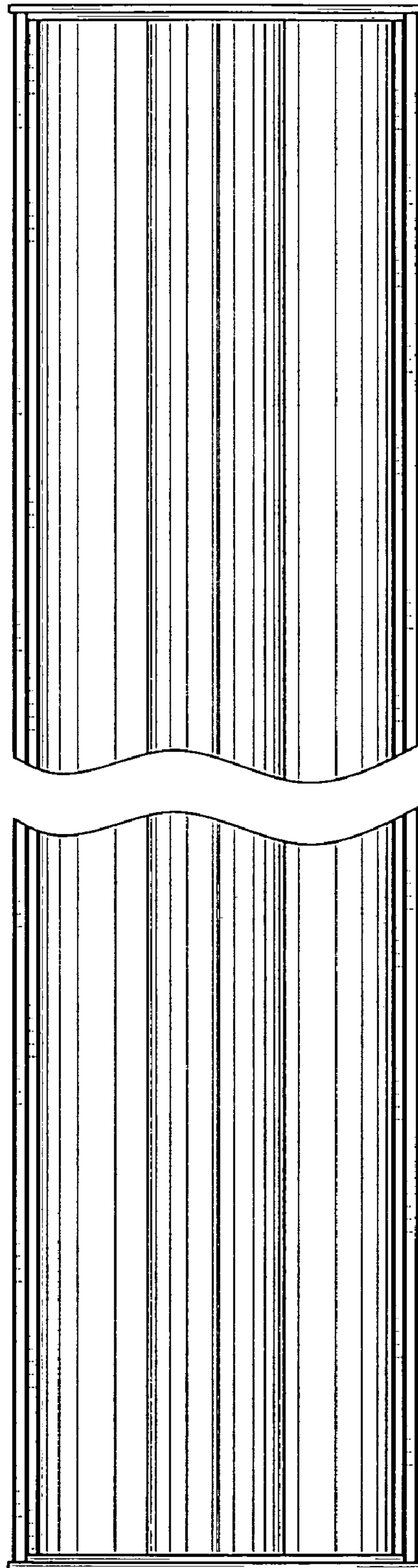


FIG. 8