



US00D617478S

(12) **United States Design Patent**
Jeong et al.

(10) **Patent No.:** **US D617,478 S**
(45) **Date of Patent:** **** Jun. 8, 2010**

(54) **HEAD LAMP FOR AUTOMOBILES**

(75) Inventors: **Byeong-Ho Jeong**, Gyeonggi-do (KR);
Jae-Uk Cho, Gyeonggi-do (KR)

(73) Assignee: **Hyundai Motor Company**, Seoul (KR)

(**) Term: **14 Years**

(21) Appl. No.: **29/351,182**

(22) Filed: **Dec. 1, 2009**

(51) **LOC (9) Cl.** **26-06**

(52) **U.S. Cl.** **D26/28**

(58) **Field of Classification Search** D26/28-36;
362/459-468, 475-478, 485-487

See application file for complete search history.

(56) **References Cited**

U.S. PATENT DOCUMENTS

D556,349 S *	11/2007	Golden et al.	D26/28
D560,291 S *	1/2008	Koyama	D26/28
D561,358 S *	2/2008	Tachibana	D26/28
D561,359 S *	2/2008	Hsu	D26/28
D563,576 S *	3/2008	Hanaoka	D26/28

* cited by examiner

Primary Examiner—Marcus A Jackson

(74) *Attorney, Agent, or Firm*—Edwards Angell Palmer & Dodge LLP; Peter F. Corless

(57) **CLAIM**

The ornamental design for a head lamp for automobiles, as shown and described.

DESCRIPTION

FIG. 1 is a perspective view of a head lamp for automobiles according to the present invention.

FIG. 2 is a front view of the head lamp for automobiles of FIG. 1.

FIG. 3 is a rear view of the head lamp for automobiles of FIG. 1.

FIG. 4 is a left side view of the head lamp for automobiles of FIG. 1.

FIG. 5 is a right side view of the head lamp for automobiles of FIG. 1.

FIG. 6 is a top view of the head lamp for automobiles of FIG. 1; and,

FIG. 7 is a bottom view of the head lamp for automobiles of FIG. 1.

1 Claim, 7 Drawing Sheets






FIG. 1




FIG. 2

FIG. 3



FIG. 4







FIG. 5

FIG. 6






FIG. 7