



US00D617476S

(12) **United States Design Patent**
Slahor

(10) **Patent No.:** **US D617,476 S**

(45) **Date of Patent:** **** Jun. 8, 2010**

(54) **CHRISTMAS CANDLE DISPLAY**

D427,338 S	6/2000	Ratio	
D472,844 S *	4/2003	Chi	D11/125
7,168,948 B2 *	1/2007	Swearingen et al.	431/126
7,211,305 B2 *	5/2007	Steiger et al.	428/7

(76) Inventor: **David M. W. Slahor**, 115 Penn Warren Dr., Suite 300/LB 103, Brentwood, TN (US) 37027-5054

* cited by examiner

(**) Term: **14 Years**

Primary Examiner—T. Chase Nelson
Assistant Examiner—Ania K Dworzecka

(21) Appl. No.: **29/332,742**

(74) *Attorney, Agent, or Firm*—Scott T. Griggs; Griggs Bergen LLP

(22) Filed: **Feb. 24, 2009**

(51) **LOC (9) Cl.** **26-04**

(52) **U.S. Cl.** **D26/7**

(58) **Field of Classification Search** D26/1–23,
D26/114–137; D11/117, 125, 118; 428/7–11;
431/291, 311, 320, 298, 288; 362/161–163,
362/351, 569, 392

See application file for complete search history.

(56) **References Cited**

U.S. PATENT DOCUMENTS

D66,692 S	2/1925	Lavell	
D128,639 S *	8/1941	Nietsche	D11/118
D130,991 S	1/1942	Gray	
D379,941 S *	6/1997	Scott	D11/118
D387,699 S *	12/1997	Chen	D11/118
D396,309 S	7/1998	Churchville et al.	
D416,636 S	11/1999	Sher	

(57) **CLAIM**

The ornamental design for a Christmas candle display, as shown and described.

DESCRIPTION

FIG. 1 is a top left perspective view of a Christmas candle display showing my new design;

FIG. 2 is a front elevation view;

FIG. 3 is a left side elevation view;

FIG. 4 is a rear elevation view;

FIG. 5 is a right side elevation view;

FIG. 6 is a top plan view; and,

FIG. 7 is a bottom plan view.

1 Claim, 7 Drawing Sheets



FIG. 1




FIG. 2

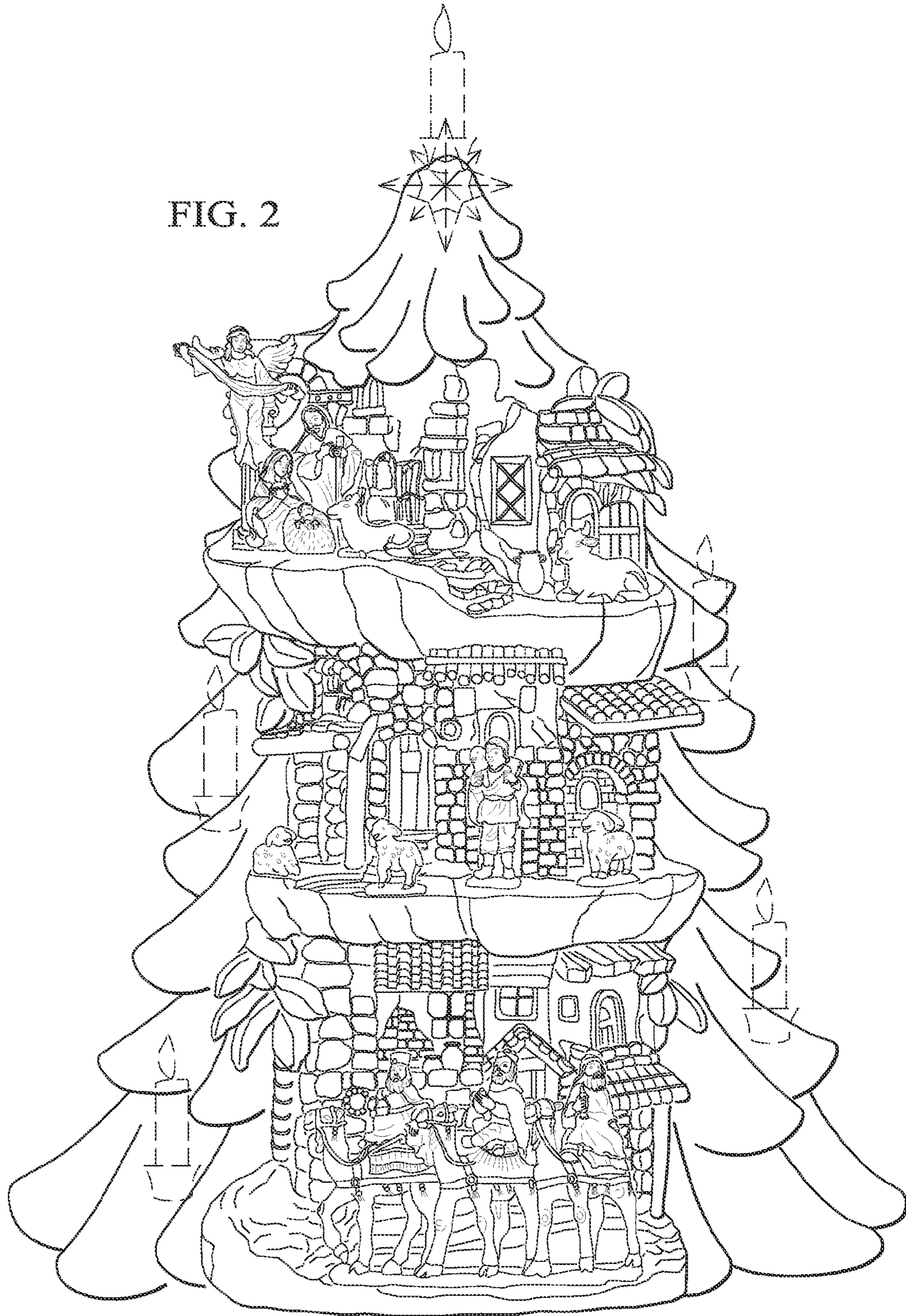


FIG. 3



FIG. 4

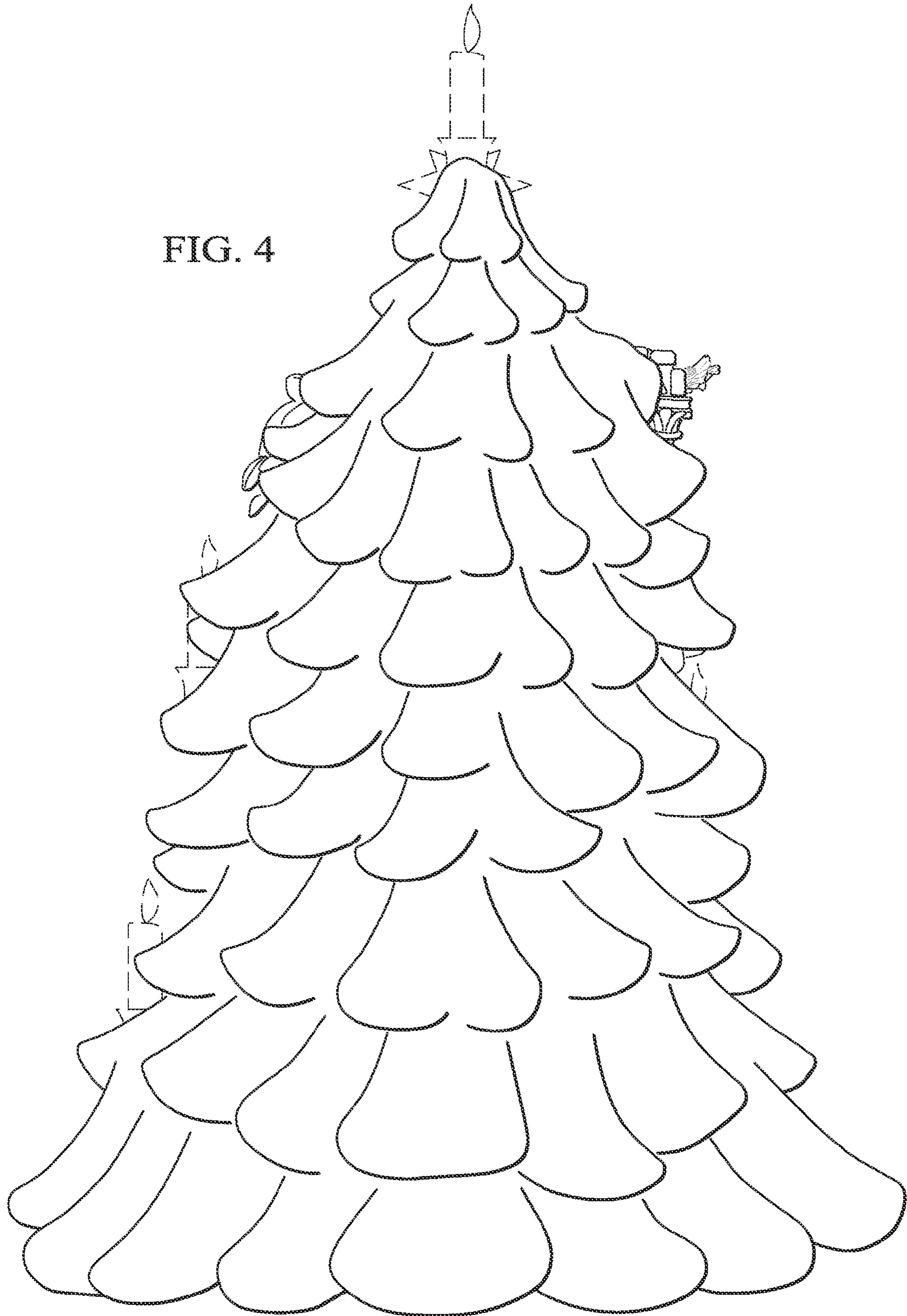


FIG. 5



FIG. 6

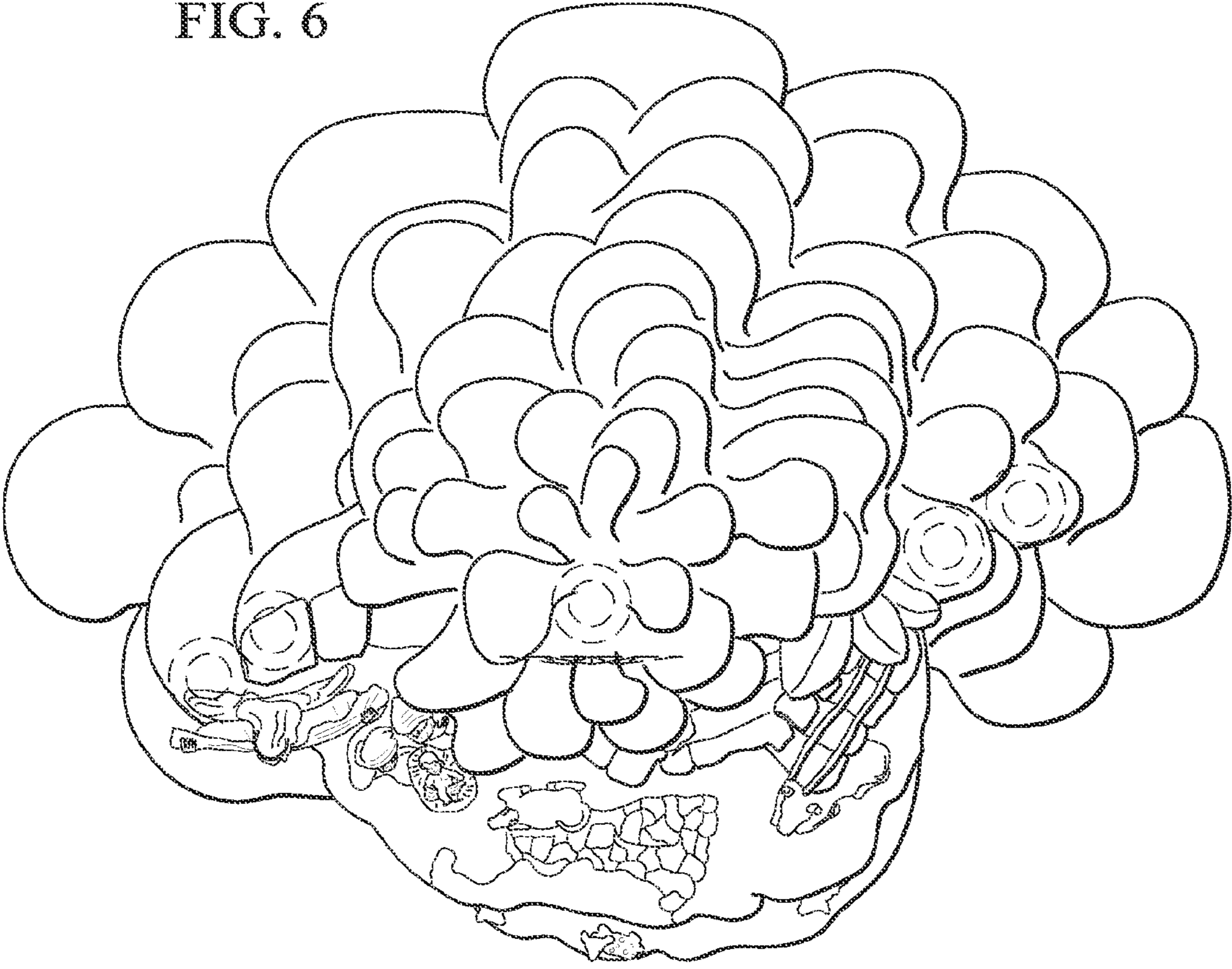


FIG. 7

