



US00D617472S

(12) **United States Design Patent**
Norton et al.

(10) **Patent No.:** **US D617,472 S**
(45) **Date of Patent:** **** Jun. 8, 2010**

(54) **ROADSIDE POST BASE**

(75) Inventors: **Ralph Edward Norton**, Launceston Tasmania (AU); **Darran James Randall**, Youngtown Tasmania (AU); **Scott Wesley Payton**, Launceston Tasmania (AU); **Roger Clive Trethewie**, Launceston Tasmania (AU)

(73) Assignee: **Roadside Products Pty Ltd**, Launceston, Tasmania (AU)

(**) Term: **14 Years**

(21) Appl. No.: **29/345,816**

(22) Filed: **Oct. 22, 2009**

(51) **LOC (9) Cl.** **25-01**
(52) **U.S. Cl.** **D25/131**
(58) **Field of Classification Search** 404/6,
404/9; 256/1; 248/519, 518, 550; D25/131;
52/146, 155, 165, 169.13, 170
See application file for complete search history.

(56) **References Cited**

U.S. PATENT DOCUMENTS

6,039,298 A * 3/2000 Stier 248/545
D424,713 S * 5/2000 Blackwell D25/131
6,401,408 B1 * 6/2002 Schwartz et al. 52/155
7,090,428 B2 * 8/2006 Hinojosa 404/6

D549,853 S * 8/2007 Walker et al. D25/131
2004/0149868 A1 * 8/2004 Schultz 248/156
2006/0070313 A1 * 4/2006 Moblo 52/155

FOREIGN PATENT DOCUMENTS

AU 315070 4/2007

* cited by examiner

Primary Examiner—Doris Clark

(74) *Attorney, Agent, or Firm*—Jon L. Woodard; MacDonald Illig Jones & Britton LLP


(57) **CLAIM**

What is claimed the ornamental design for a roadside post base, as shown and described.

DESCRIPTION

FIG. 1 is a perspective view of the roadside post base of this invention;
FIG. 2 is a front view of the roadside post base shown in FIG. 1;
FIG. 3 is a side view of the roadside post base shown in FIG. 1;
FIG. 4 is a top view of the roadside post base shown in FIG. 1; and,
FIG. 5 is a back view of the roadside post base shown in FIG. 1.

1 Claim, 1 Drawing Sheet



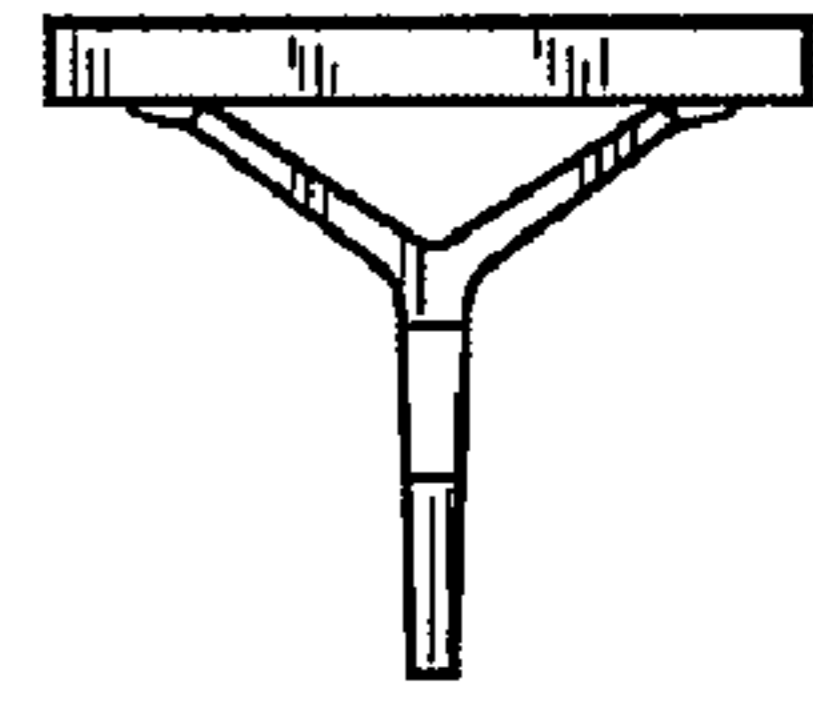


Figure 4




Figure 1

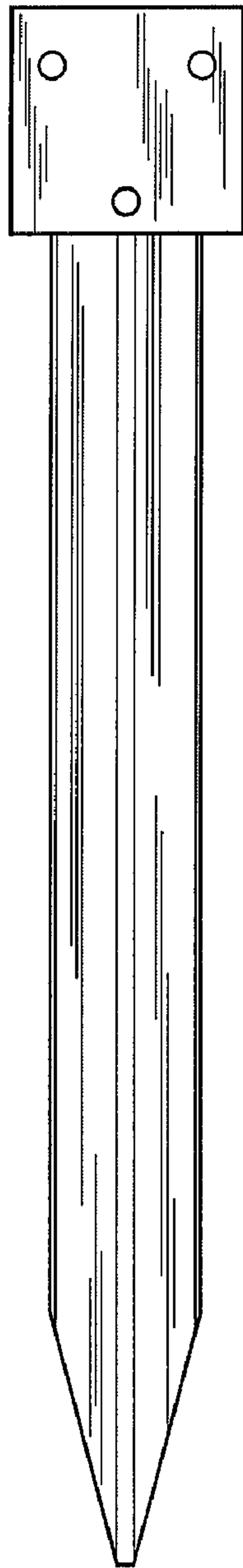


Figure 2




Figure 3

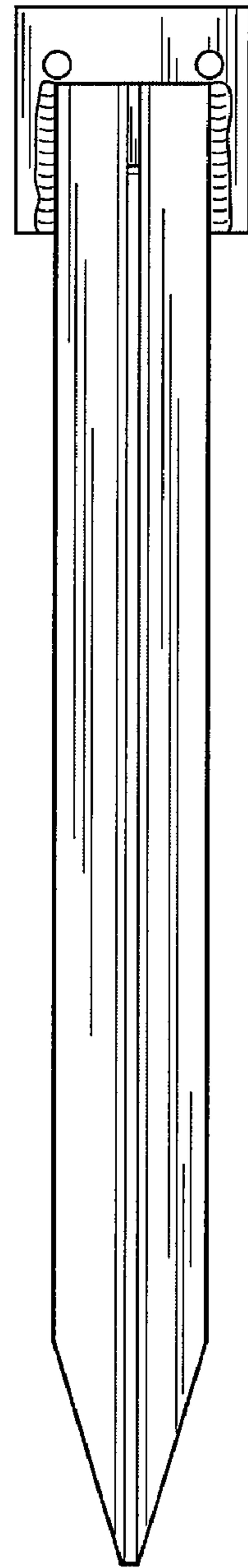


Figure 5