



US00D617454S

(12) **United States Design Patent**
Shaw

(10) **Patent No.:** **US D617,454 S**
(45) **Date of Patent:** **** Jun. 8, 2010**

(54) **SYRINGE BARREL WITH DIVIDED
PETALOID TIP**

(75) Inventor: **Thomas J. Shaw**, Frisco, TX (US)

(73) Assignee: **Retractable Technologies, Inc.**, Little
Elm, TX (US)

(**) Term: **14 Years**

(21) Appl. No.: **29/329,382**

(22) Filed: **Dec. 15, 2008**

Related U.S. Application Data

(63) Continuation-in-part of application No. 12/030,637,
filed on Feb. 13, 2008.

(51) **LOC (9) Cl.** **24-02**

(52) **U.S. Cl.** **D24/130**

(58) **Field of Classification Search** D24/108,
D24/112, 114, 127-130; 604/6.12, 93, 164-167,
604/187-189, 192-194, 198, 208, 218, 223,
604/232, 240-241, 243, 263-264
See application file for complete search history.

(56) **References Cited**

U.S. PATENT DOCUMENTS

1,935,494	A *	11/1933	West	604/218
3,055,364	A *	9/1962	Myerson et al.	604/192
D297,570	S *	9/1988	Ambrose et al.	D24/130
5,135,489	A *	8/1992	Jepson et al.	604/48
5,207,699	A *	5/1993	Coe	606/182
5,217,025	A *	6/1993	Okamura	600/578
5,522,804	A *	6/1996	Lynn	604/191

5,860,961	A *	1/1999	Gettig	604/199
6,458,101	B1 *	10/2002	Hu	604/110
D543,279	S *	5/2007	Numata et al.	D24/130
7,351,224	B1 *	4/2008	Shaw	604/110
2005/0054986	A1 *	3/2005	Simpson et al.	604/192
2006/0052748	A1 *	3/2006	Coelho et al.	604/110
2006/0111676	A1 *	5/2006	Millerd	604/187
2007/0260191	A1 *	11/2007	Prais et al.	604/192

* cited by examiner

Primary Examiner—T. Chase Nelson

Assistant Examiner—Eric L Goodman

(74) *Attorney, Agent, or Firm*—Locke Lord Bissell & Liddell,
LLP

(57) **CLAIM**

The ornamental design for a syringe barrel with divided petaloid tip, as shown and described.

DESCRIPTION

FIG. 1 is a top plan view;

FIG. 2 is a top perspective view;

FIG. 3 is a bottom perspective view;

FIG. 4 is a bottom plan view;

FIG. 5 is a front elevation view, which is the same as the rear elevation view; and,

FIG. 6 is a left side elevation view, which is the same as the right side elevation view.

The broken line define the boundaries of the claimed design and depict portions of the syringe barrel with divided petaloid tip that form no part of the claimed design.

1 Claim, 2 Drawing Sheets

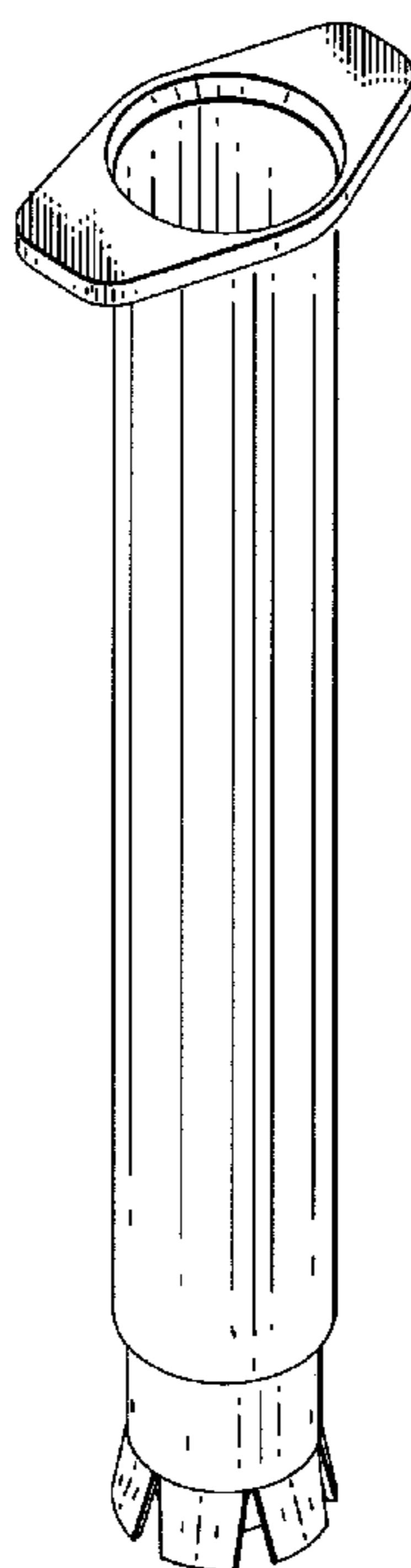


FIG. 1

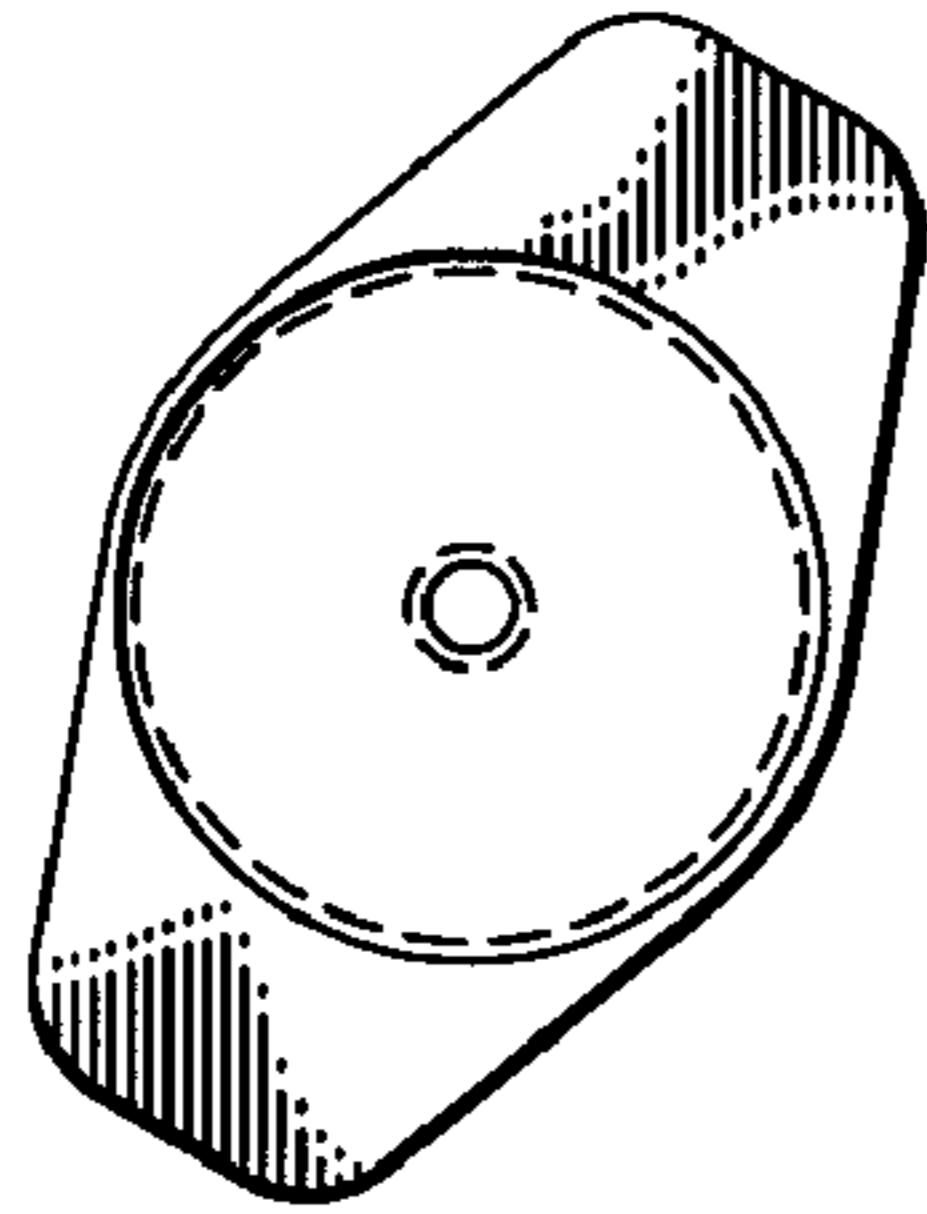


FIG. 3

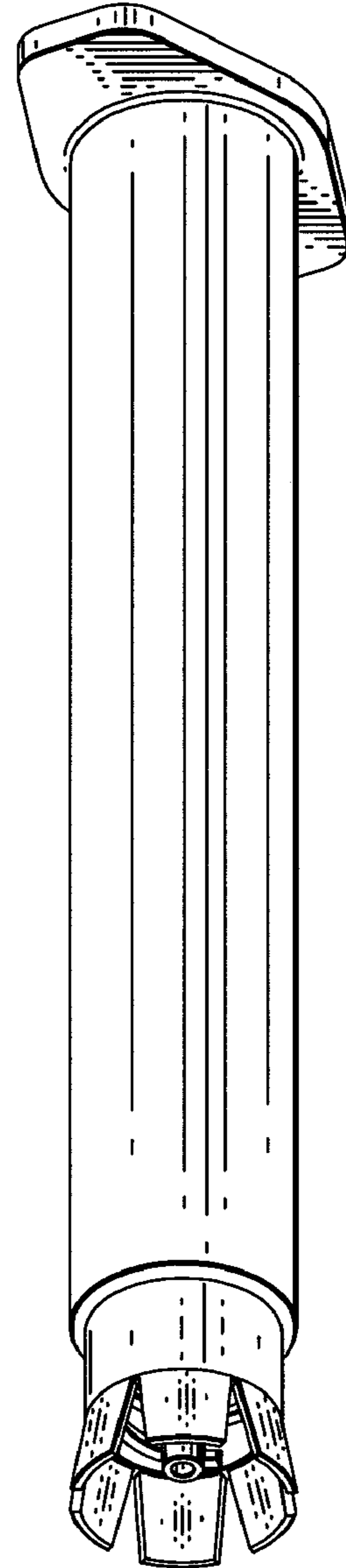


FIG. 2

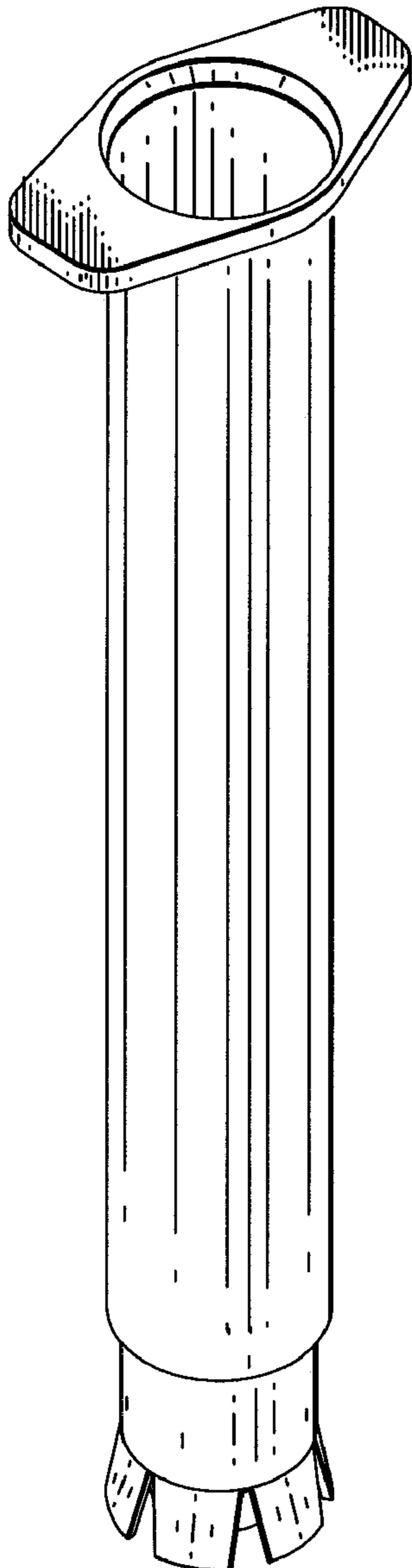


FIG. 4

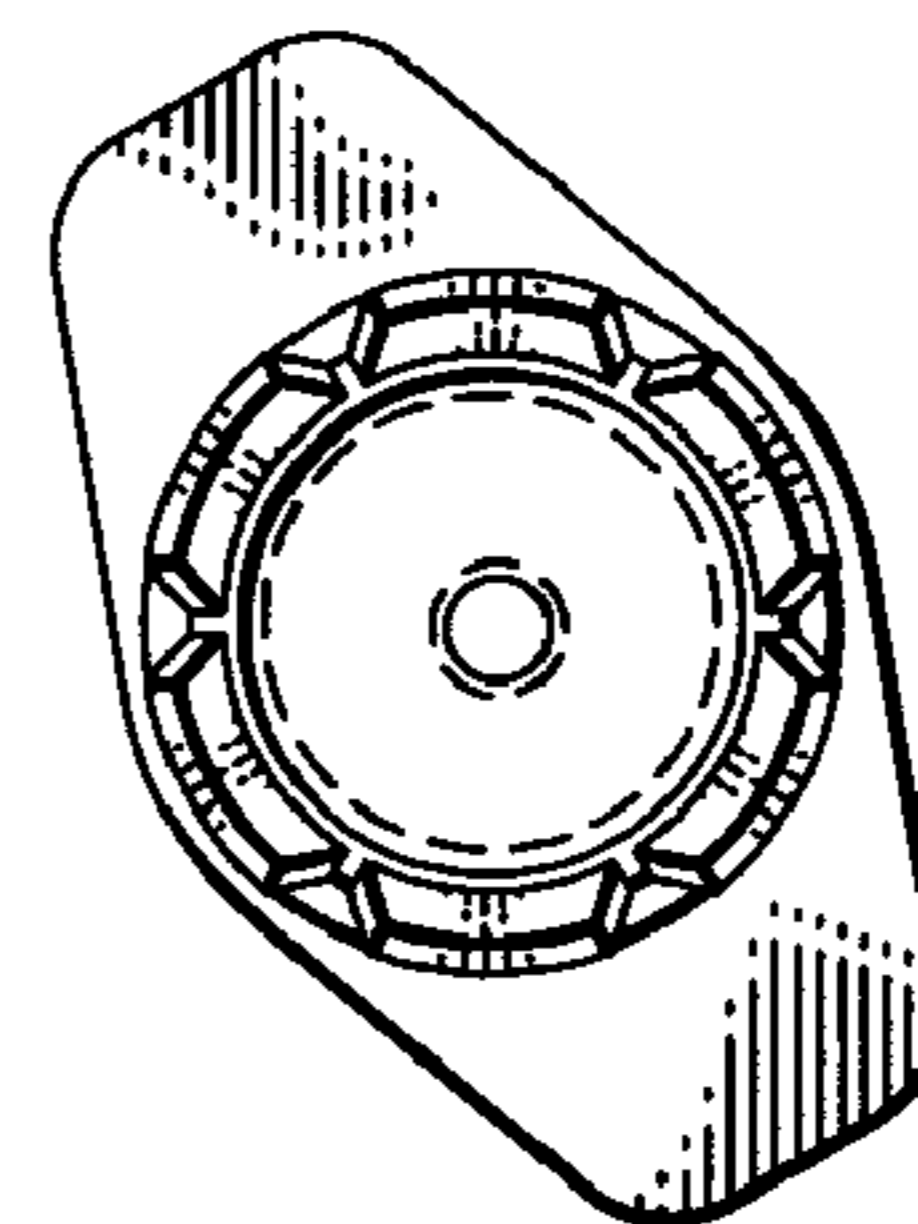


FIG. 5

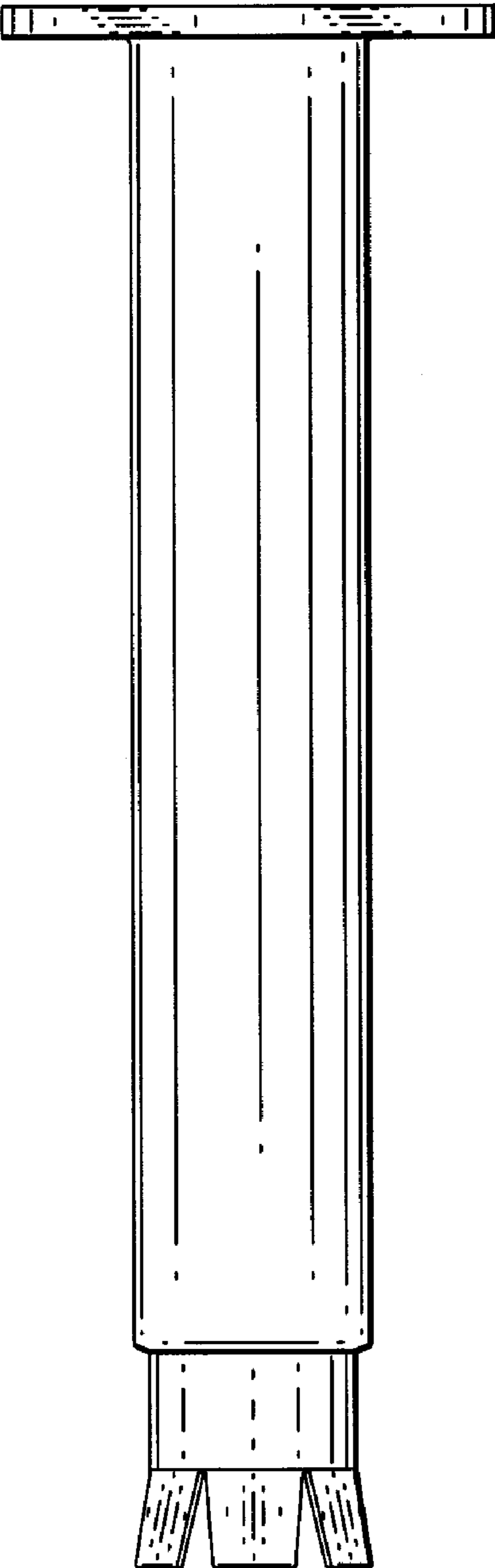


FIG. 6

