



US00D617444S

(12) **United States Design Patent**
McCauley

(10) **Patent No.:** **US D617,444 S**
(45) **Date of Patent:** **** Jun. 8, 2010**

(54) **ORAL IRRIGATOR**

(76) Inventor: **Mark C. McCauley**, 3115 S. Federal Hwy., Delray Beach, FL (US) 33483

(**) Term: **14 Years**

(21) Appl. No.: **29/339,601**

(22) Filed: **Jul. 2, 2009**

(51) **LOC (9) Cl.** **24-01**

(52) **U.S. Cl.** **D24/108**

(58) **Field of Classification Search** D24/108,
D24/111, 112, 146-147, 152; 433/80, 88-89;
601/162, 165; 222/324, 372, 385
See application file for complete search history.

(56) **References Cited**

U.S. PATENT DOCUMENTS

D277,233	S	*	1/1985	Brun	D24/147
D357,065	S	*	4/1995	Castellini	D24/112
D397,788	S	*	9/1998	Olson et al.	D24/112
D438,612	S	*	3/2001	Suh	D24/108
6,533,578	B2	*	3/2003	Segal	433/80
6,689,078	B1	*	2/2004	Rehkemper et al.	601/162
D492,996	S	*	7/2004	Rehkemper et al.	D24/152
D494,678	S	*	8/2004	Kemeny et al.	D24/152
D500,136	S	*	12/2004	Rehkemper et al.	D24/152
D594,968	S	*	6/2009	Sebban	D24/108
2008/0293006	A1	*	11/2008	McCauley	433/80

OTHER PUBLICATIONS

Advertisement—Mistymate; Personal Misters & Patio Mist Systems—Misty 2.5; Website [Http://mistymate.com/sho/component/page.shop.product_details/flypage.flyage/product](http://mistymate.com/sho/component/page.shop.product_details/flypage.flyage/product), Jan. 15, 2010.

* cited by examiner

Primary Examiner—Stella M Reid

Assistant Examiner—Wan Laymon

(74) *Attorney, Agent, or Firm*—Gregory L. Mayback; Scott D. Smiley; Mayback & Hoffman

(57) **CLAIM**

The ornamental design for an oral irrigator, as shown and described.

DESCRIPTION

FIG. 1 is a perspective view of an oral irrigator according to the present invention;

FIG. 2 is an elevational left-side view of the oral irrigator of FIG. 1;

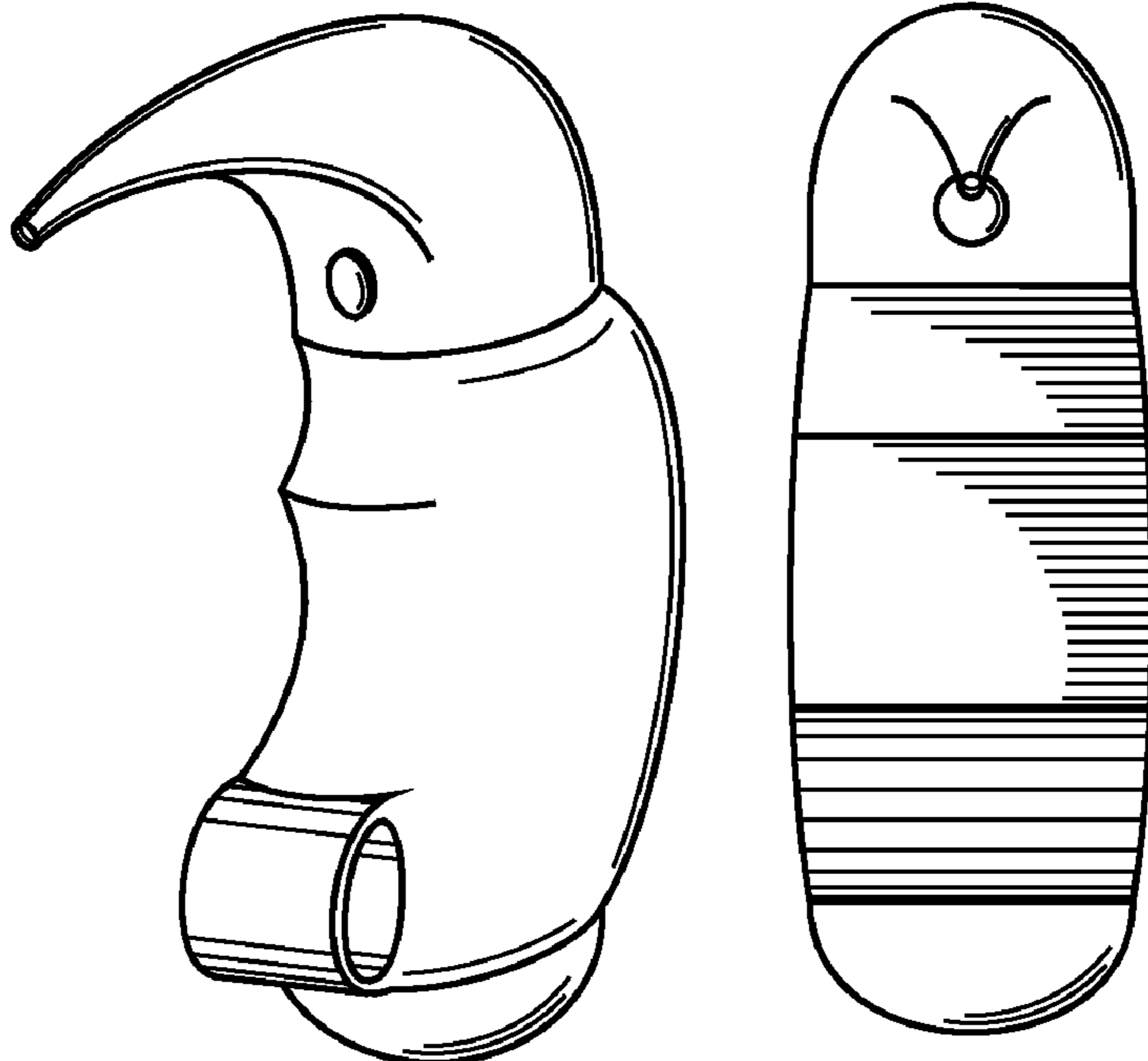
FIG. 3 is an elevational front view of the oral irrigator of FIG. 1;

FIG. 4 is an elevational back view of the oral irrigator of FIG. 1;

FIG. 5 is a top plan view of the oral irrigator of FIG. 1; and,

FIG. 6 is a bottom plan view of the oral irrigator of FIG. 1.

1 Claim, 1 Drawing Sheet



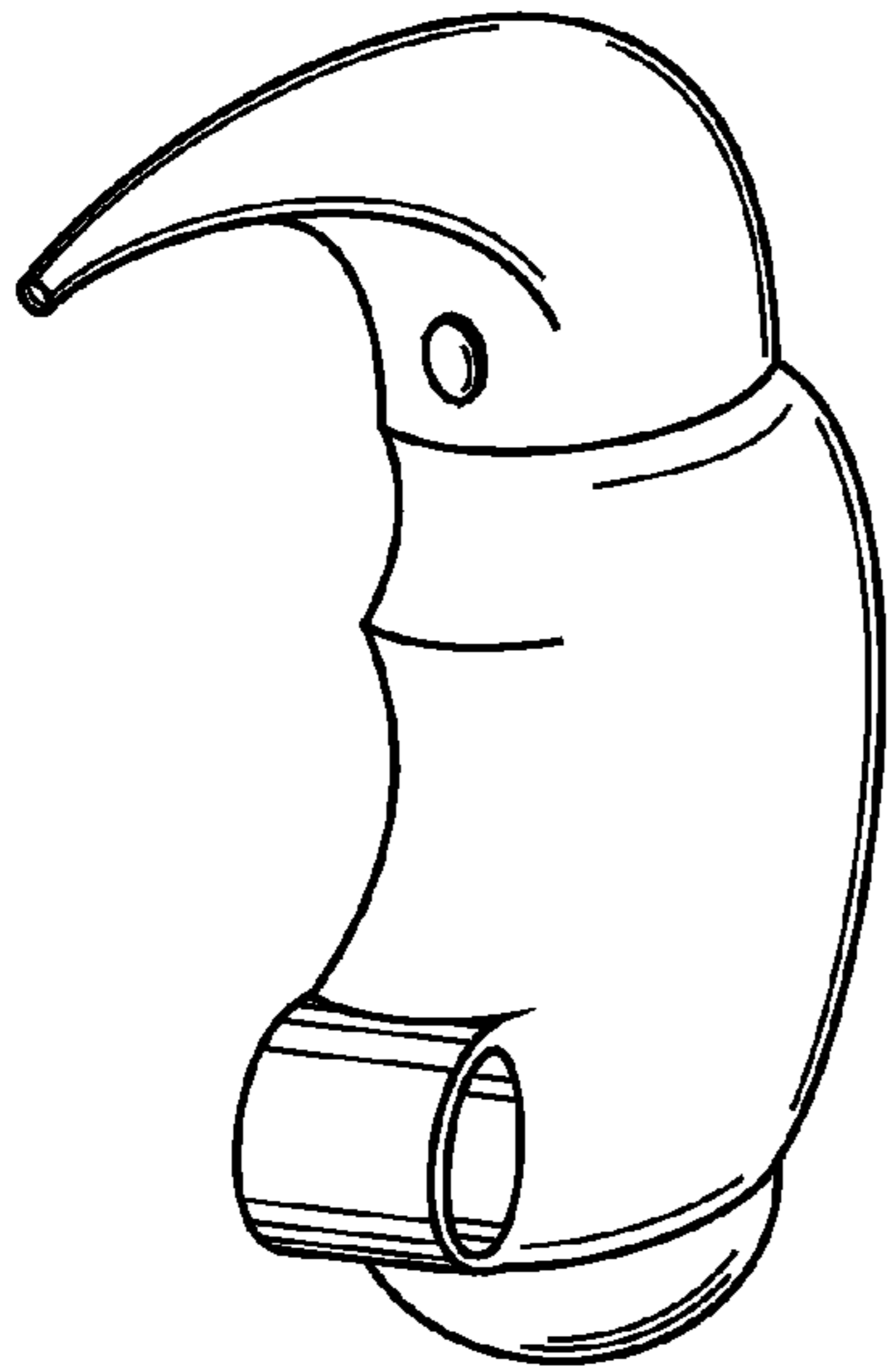


FIG. 1

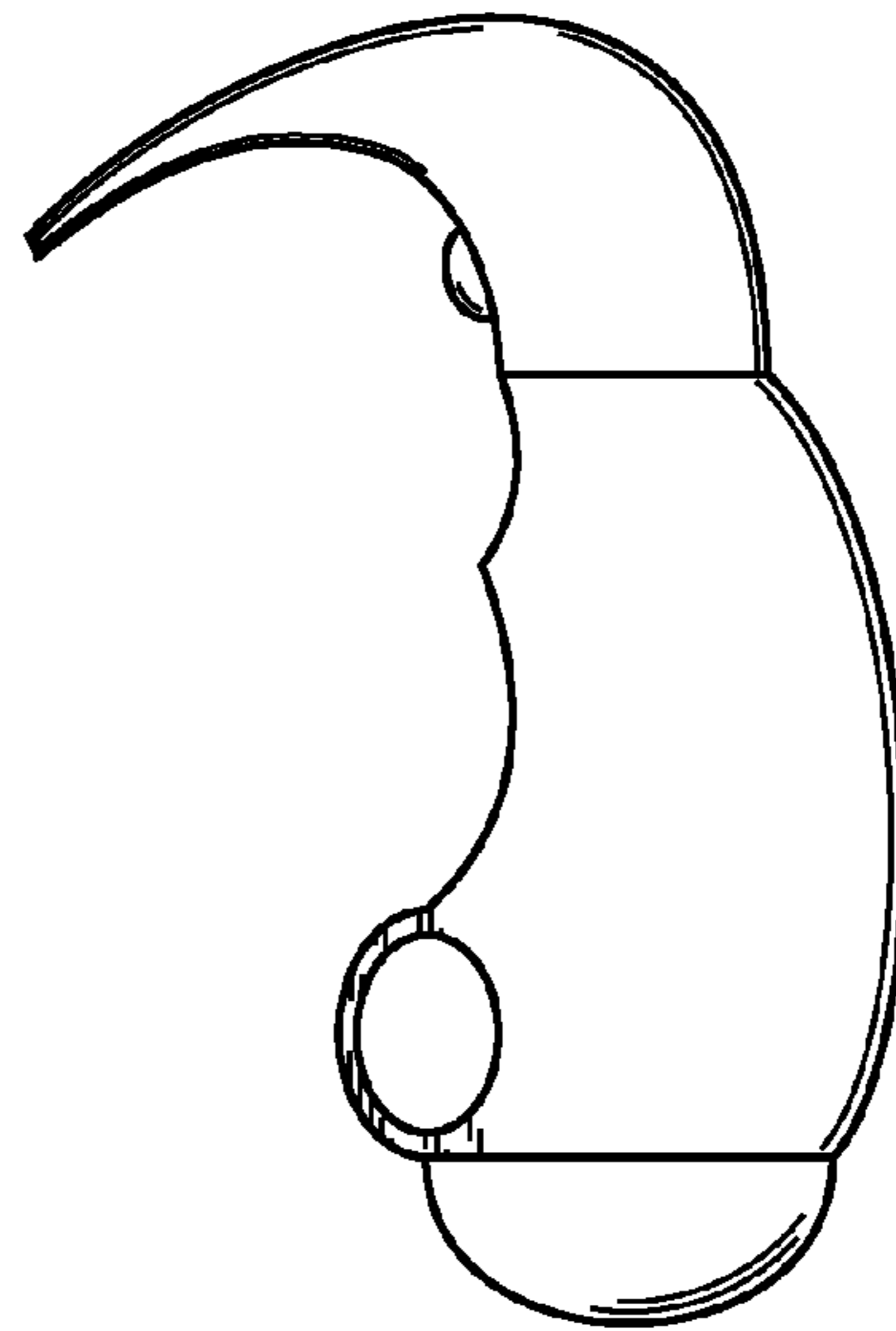


FIG. 2




FIG. 3




FIG. 4

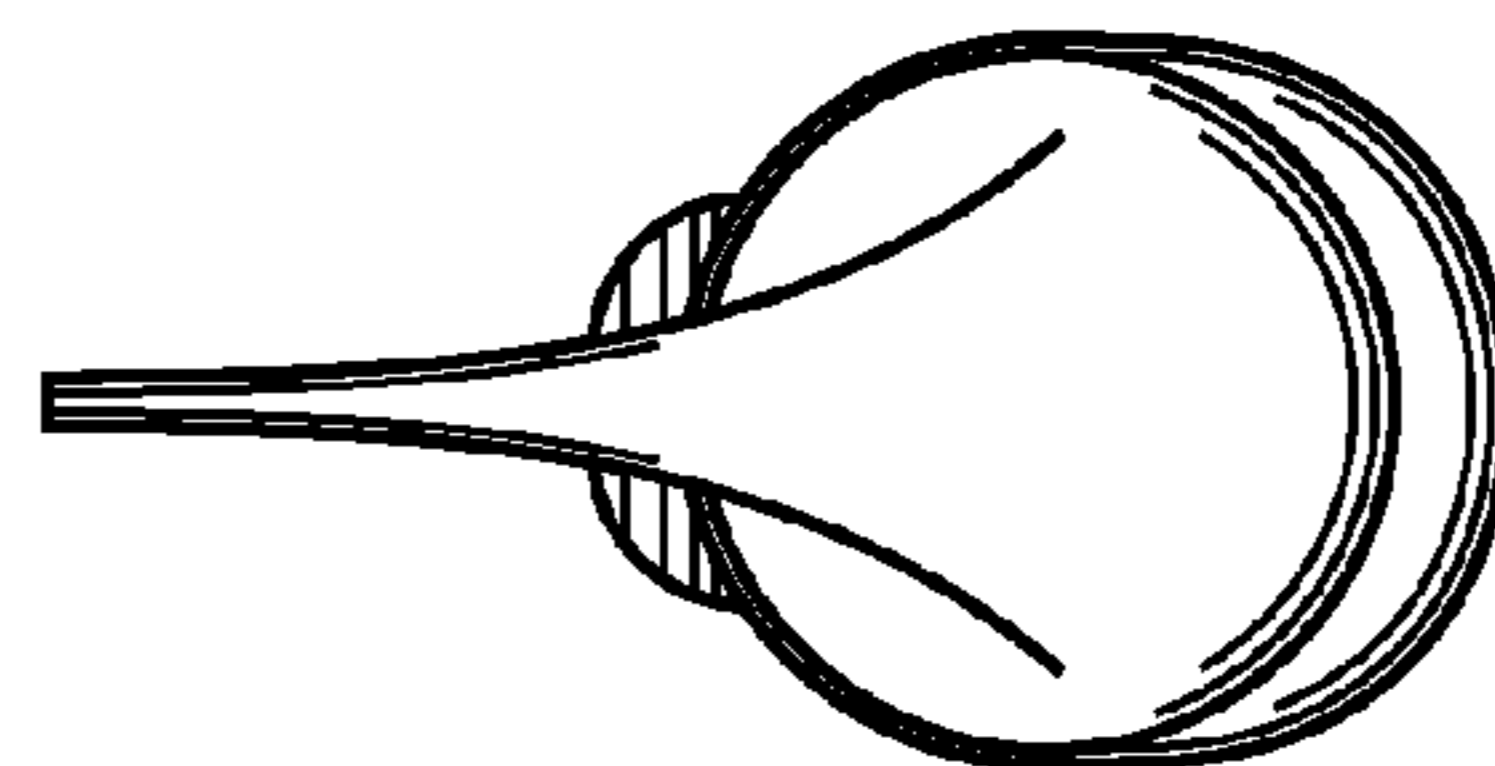


FIG. 5




FIG. 6