



US00D617427S

(12) **United States Design Patent**
McNamara

(10) **Patent No.:** **US D617,427 S**
(45) **Date of Patent:** **** Jun. 8, 2010**

(54) **DRAIN COVER**

(75) Inventor: **Theodore J. McNamara**, Milwaukee, WI (US)

(73) Assignee: **TJM Innovations, LLC**, Milwaukee, WI (US)

(**) Term: **14 Years**

(21) Appl. No.: **29/333,677**

(22) Filed: **Mar. 13, 2009**

(51) **LOC (9) Cl.** **23-01**

(52) **U.S. Cl.** **D23/261**

(58) **Field of Classification Search** D23/259-269;
52/12, 302.7; 4/286; 285/42; 210/163
See application file for complete search history.

(56) **References Cited**

U.S. PATENT DOCUMENTS

D256,948	S *	9/1980	Boersma	D23/261
D296,524	S *	7/1988	Schneider	D9/439
D351,013	S *	9/1994	Mathison et al.	D23/260
D359,294	S *	6/1995	Szabo	D15/199
D367,485	S *	2/1996	Szabo et al.	D15/199
D376,654	S *	12/1996	McLaughlin	D25/36
D379,403	S *	5/1997	Jones	D23/261
D409,894	S *	5/1999	McClurg	D8/349
RE36,343	E	10/1999	Silva		
D421,570	S *	3/2000	Hollinger	D9/439
6,330,724	B1 *	12/2001	Belle	4/288
6,467,105	B1 *	10/2002	Vanden Elzen	4/680
6,932,911	B1	8/2005	Groth et al.		
D528,192	S *	9/2006	Nicholson	D23/260
7,200,969	B2	4/2007	Rotter		
7,208,081	B2	4/2007	Jones		
D553,717	S *	10/2007	Nicholson	D23/260

7,303,687	B2	12/2007	Groth et al.		
D563,529	S *	3/2008	Labonte	D23/261
2005/0178072	A1	8/2005	Olthoff		
2009/0151060	A1 *	6/2009	Zubillaga et al.	4/292
2010/0000012	A1 *	1/2010	Evans	4/292

OTHER PUBLICATIONS

Zurn 15" Roof Drain online advertisement dated Jan. 20, 2009.

* cited by examiner

Primary Examiner—T. Chase Nelson

Assistant Examiner—Eric L Goodman

(74) *Attorney, Agent, or Firm*—Quarles & Brady LLP

(57) **CLAIM**

The ornamental design for a drain cover, as shown and described.

DESCRIPTION

FIG. 1 is a front, bottom perspective view of a drain cover embodying my new design;

FIG. 2 is a front (as well as a left, right, and rear) elevational view thereof;

FIG. 3 is a top plan view thereof;

FIG. 4 is a bottom plan view thereof; and,

FIG. 5 is a front elevational view thereof, but shown mounted in a roof drain environment.

The broken line representations of a roof drain in FIG. 5 are for illustrative purposes only and form no part of the claimed design.

In a preferred embodiment, the nature of this product is as a filtering plug cover for insertion into the top of a roof drain or a gutter down spout.

1 Claim, 3 Drawing Sheets

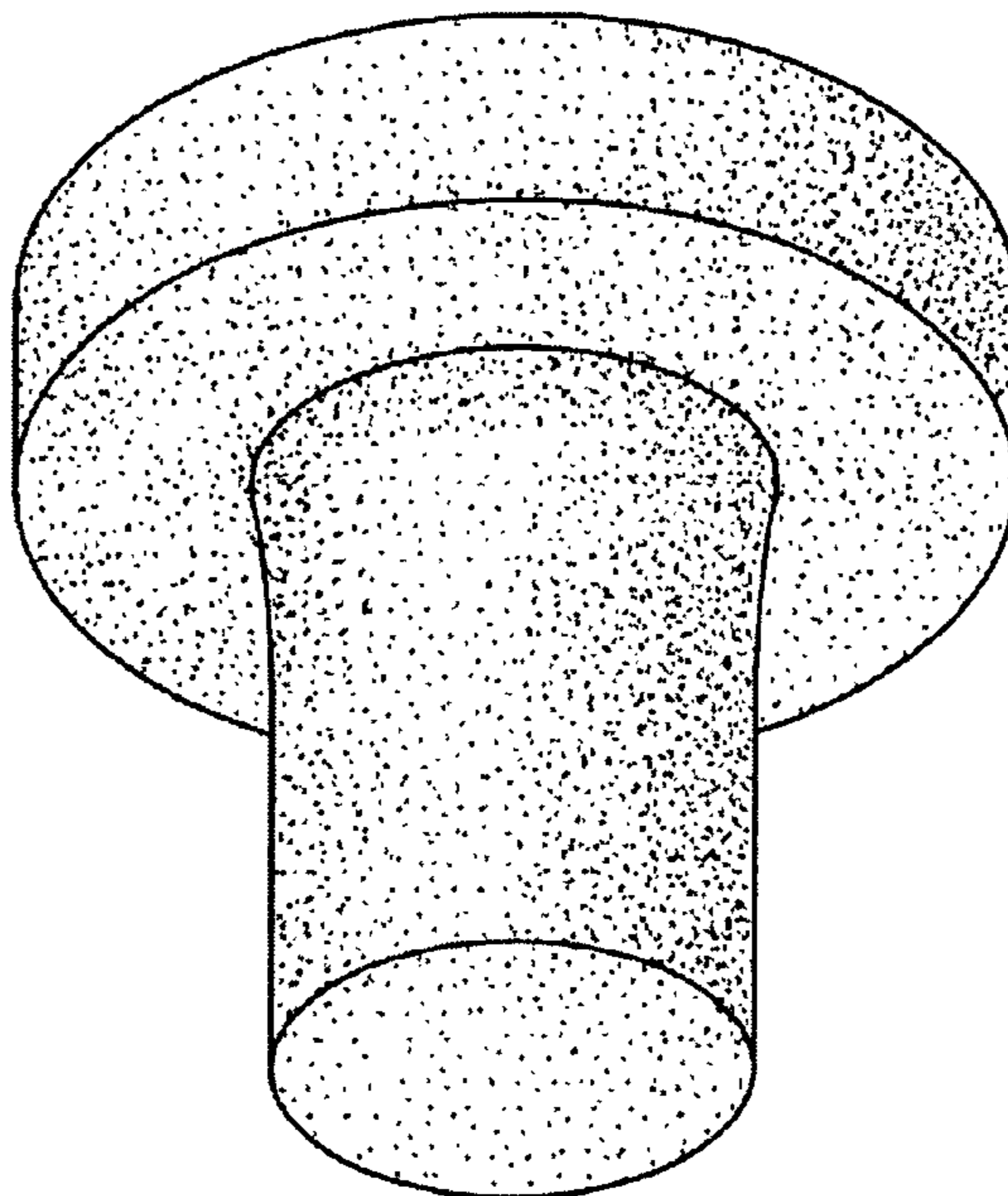


FIG. 1

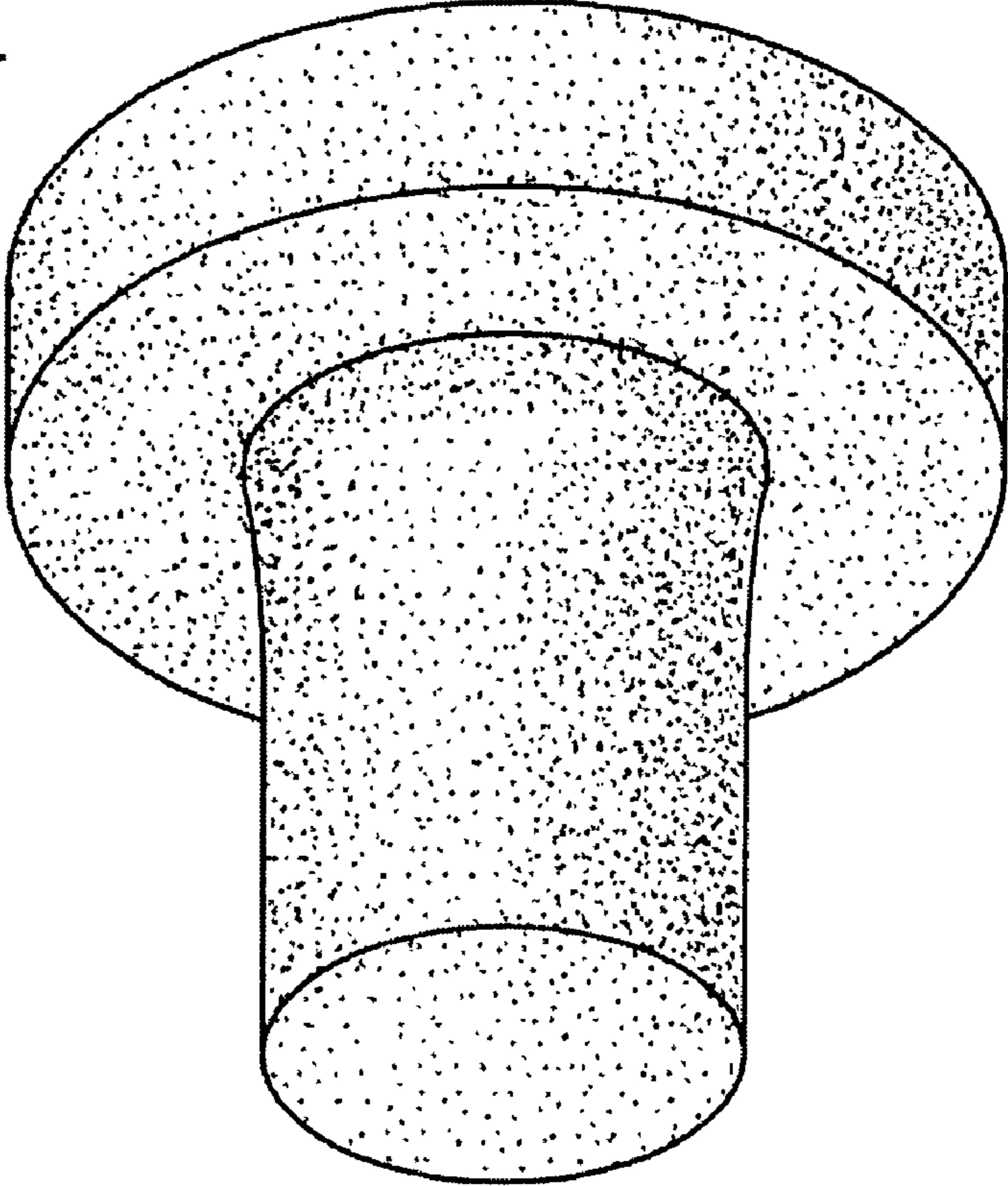


FIG. 2

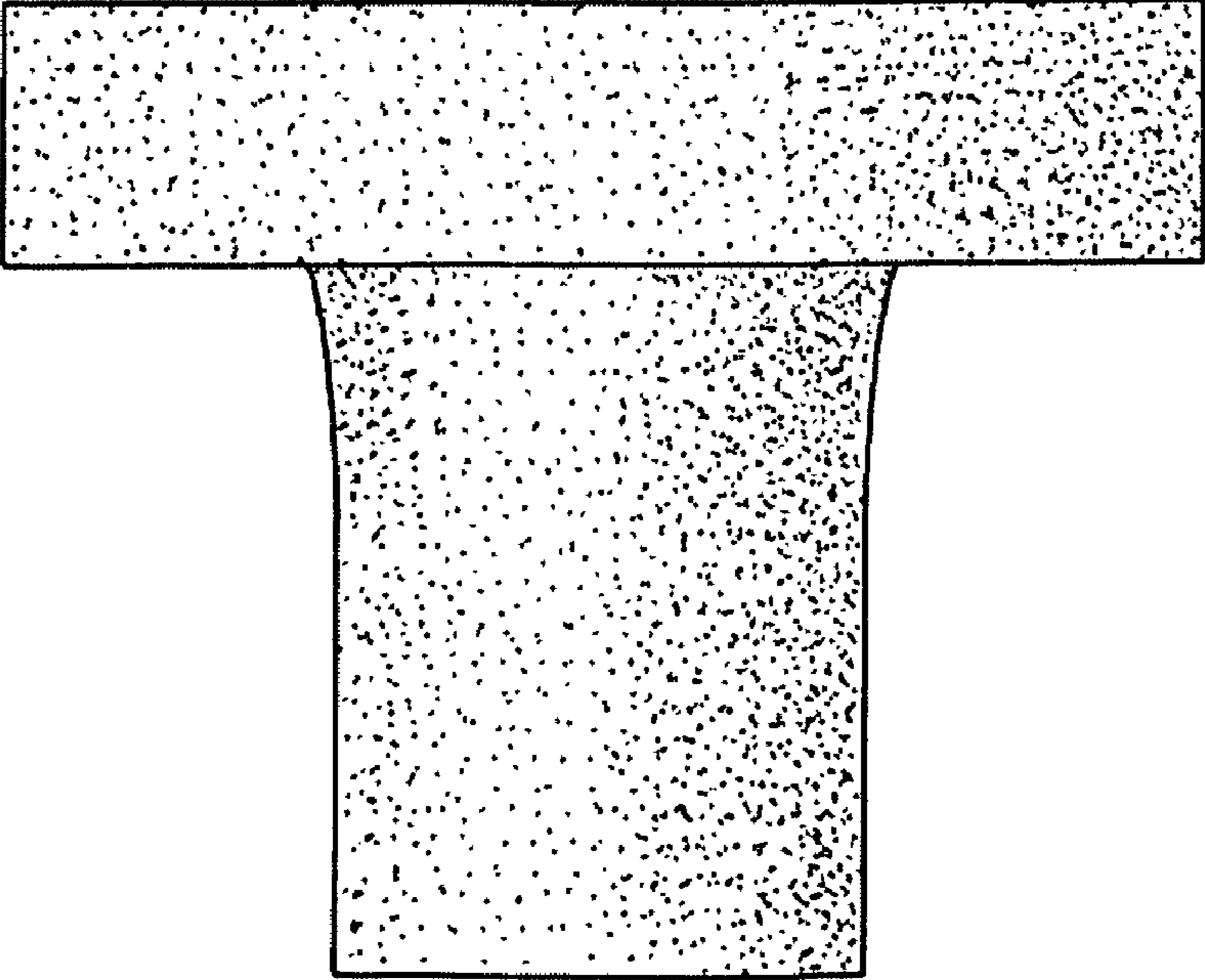


FIG. 3

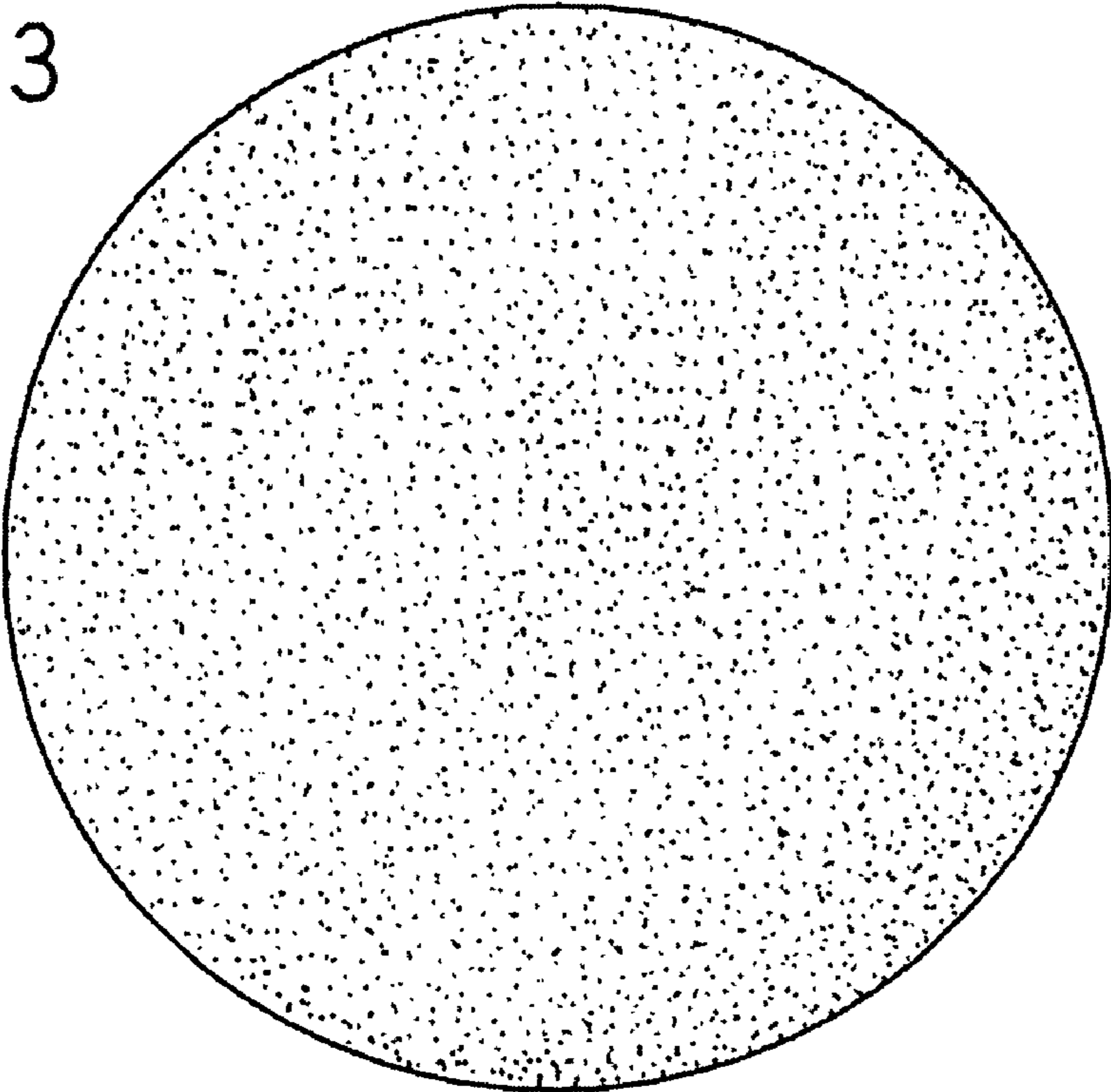
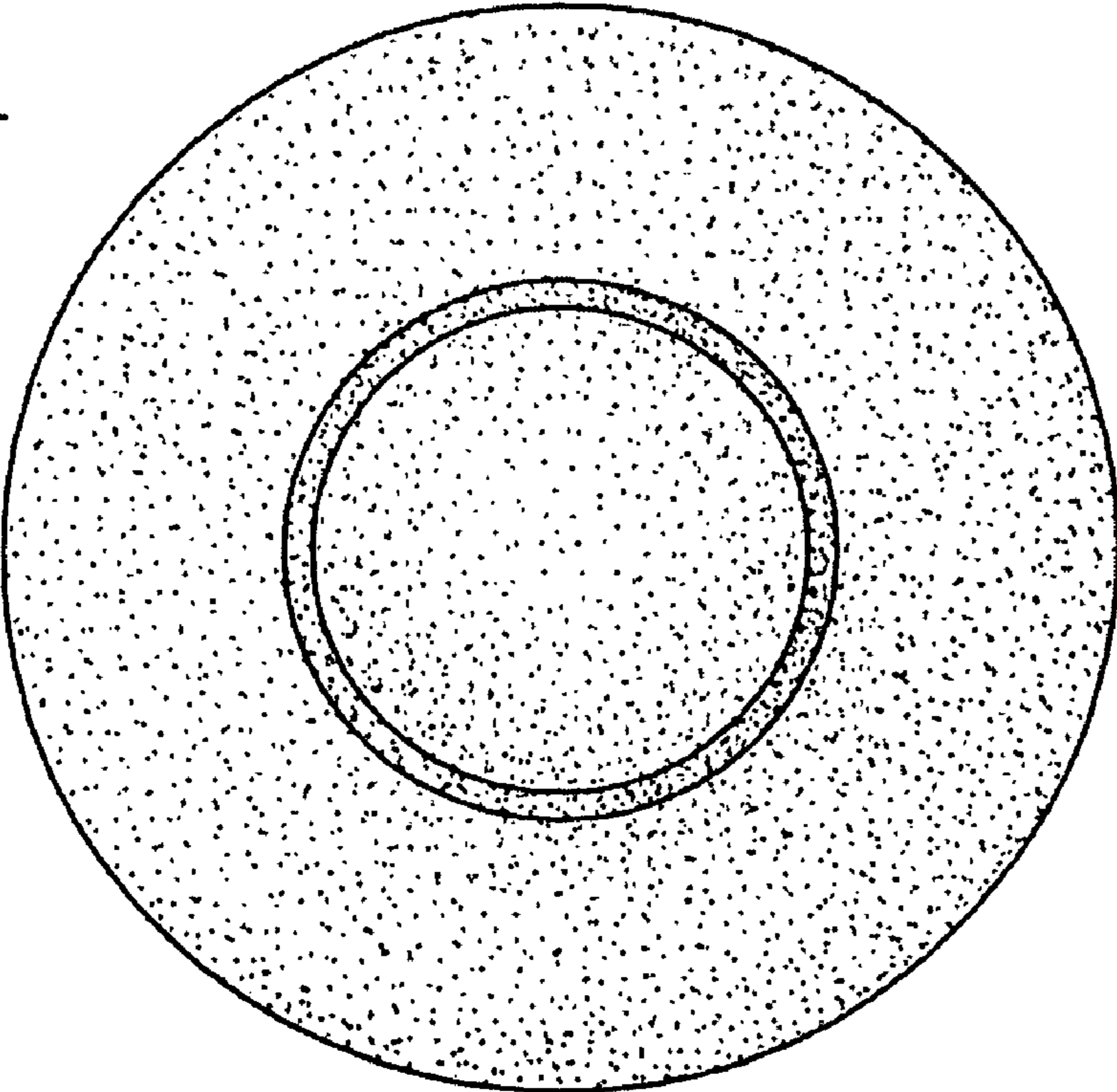


FIG. 4



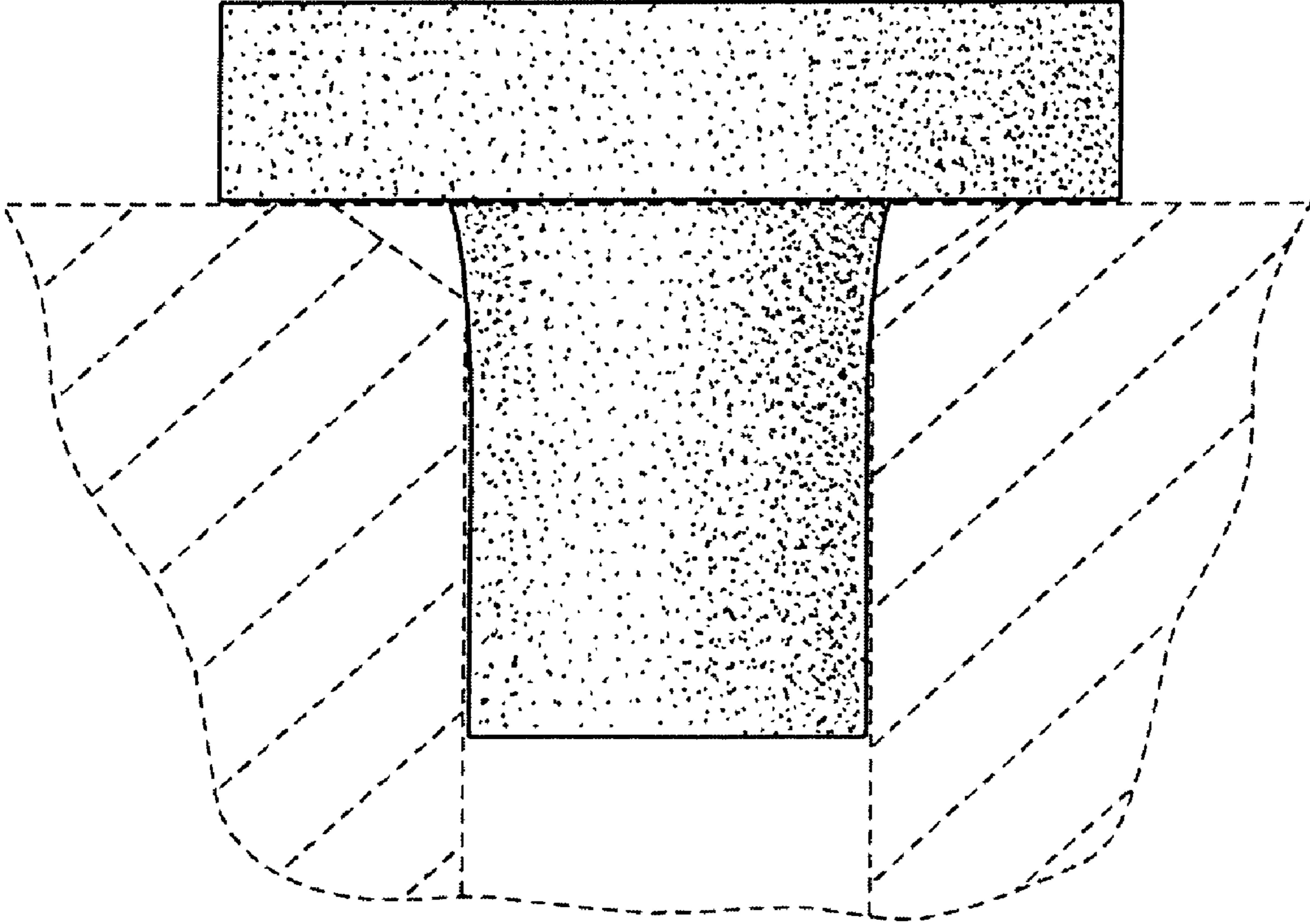


FIG. 5