



US00D617384S

(12) **United States Design Patent**  
**Elmer**

(10) **Patent No.:** **US D617,384 S**  
(45) **Date of Patent:** **\*\* Jun. 8, 2010**

(54) **ROOF TOP SIGN**

(76) Inventor: **Steven W. Elmer**, 930 Elizabeth Dr.,  
Winter Park, FL (US) 32789

(\*\*) Term: **14 Years**

(21) Appl. No.: **29/343,473**

(22) Filed: **Sep. 14, 2009**

(51) **LOC (9) Cl.** ..... **20-03**

(52) **U.S. Cl.** ..... **D20/10**

(58) **Field of Classification Search** ..... D20/10,  
D20/19, 39-43, 99; 40/446, 463, 530, 538,  
40/540-542, 553, 564, 572, 581, 584, 588-593,  
40/597, 600; D1/109; D10/104, 109; D26/28,  
D26/31, 32; 362/487, 493, 812  
See application file for complete search history.

(56) **References Cited**

**U.S. PATENT DOCUMENTS**

D205,209 S *	7/1966	Priddis	.....	D26/31
D277,298 S *	1/1985	Nelson	.....	D20/10
D368,934 S *	4/1996	Elmer	.....	D20/42
D380,072 S *	6/1997	Correll	.....	D1/199
D429,766 S *	8/2000	Elmer	.....	D20/10
D476,690 S *	7/2003	Elmer	.....	D20/10
D480,432 S *	10/2003	Newman	.....	D20/10
D567,876 S *	4/2008	Au et al.	.....	D20/10

**OTHER PUBLICATIONS**

Pizza Hut—Trademark Registration No. 2396061, Oct. 17, 2000  
Pizza Hut, Inc. Corporation California Trademark Electronic Service  
System (TESS), available at [www.uspto.gov](http://www.uspto.gov).\*

\* cited by examiner

*Primary Examiner*—Janice E Seeger

*Assistant Examiner*—Mary Ann Calabrese

(74) *Attorney, Agent, or Firm*—Allen, Dyer, Doppelt,  
Milbrath & Gilchrist, P.A.

(57) **CLAIM**

The ornamental design for a roof top sign, as shown and  
described.

**DESCRIPTION**

FIG. 1 is a side perspective view of a roof top sign in accor-  
dance with this invention.

FIG. 2 is a side view of the design shown in FIG. 1.

FIG. 3 is a top view of the design shown in FIGS. 1 and 2.

FIG. 4 is a side view of a side opposing that shown in FIG. 2.

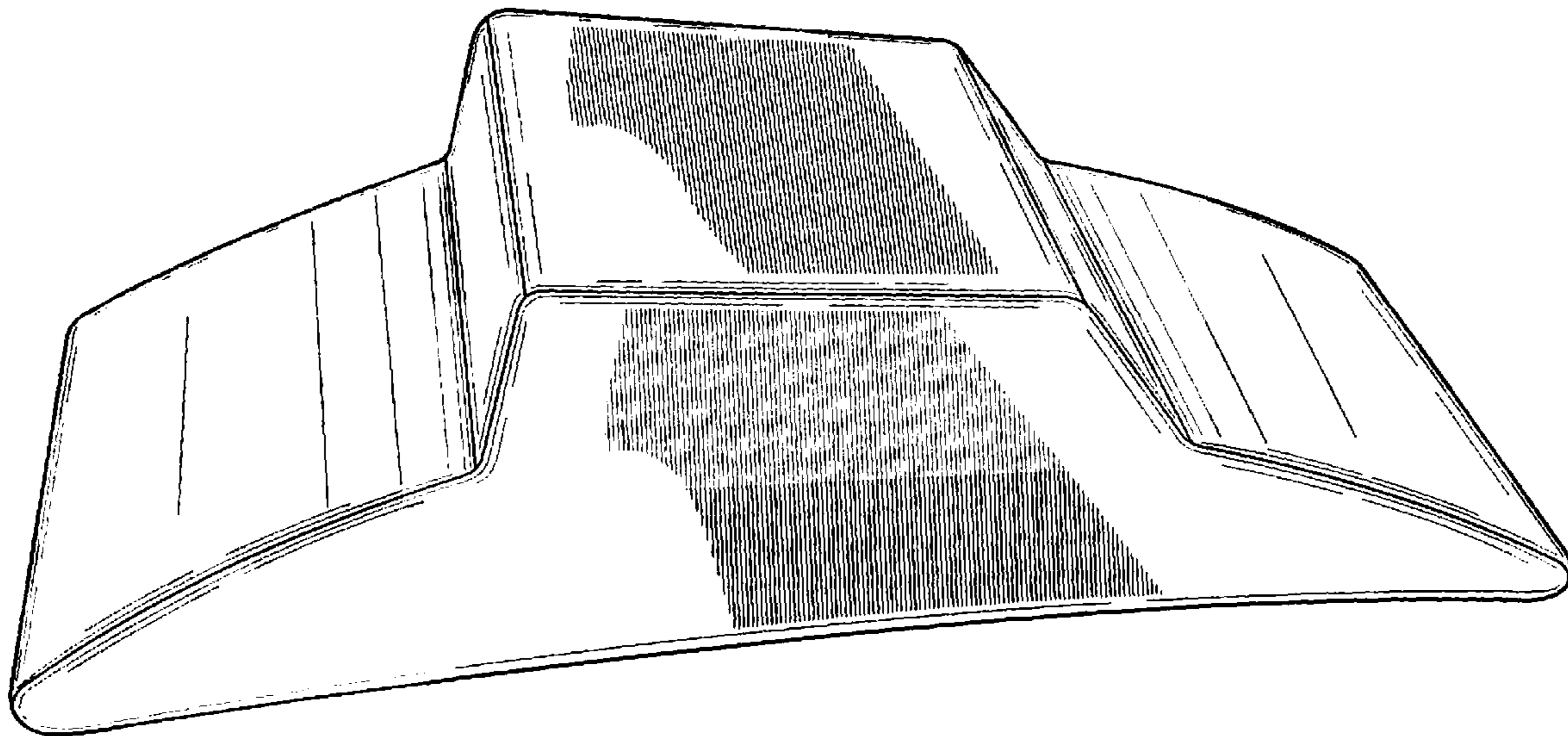
FIG. 5 is a bottom view of the design shown in FIGS. 1-4.

FIG. 6 is an end view from the left side of FIG. 1 and depicts  
the design shown in FIGS. 1-5; and,

FIG. 7 is an end view from the right side of FIG. 1, and shows  
the design shown in FIGS. 1-6.

In the drawings, the broken lines represent portions of the roof  
top sign that form no part of the claimed design.

**1 Claim, 4 Drawing Sheets**



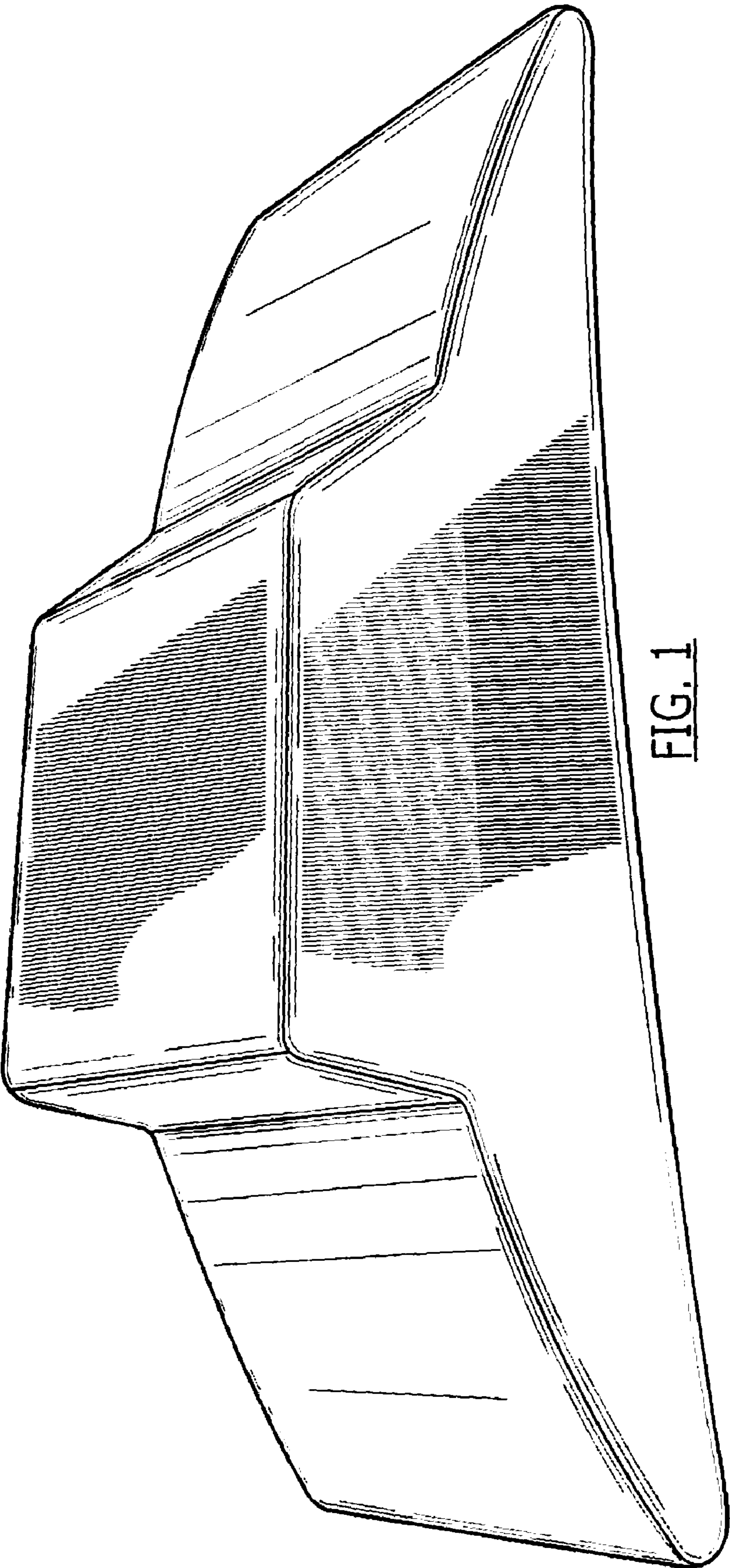


FIG. 1

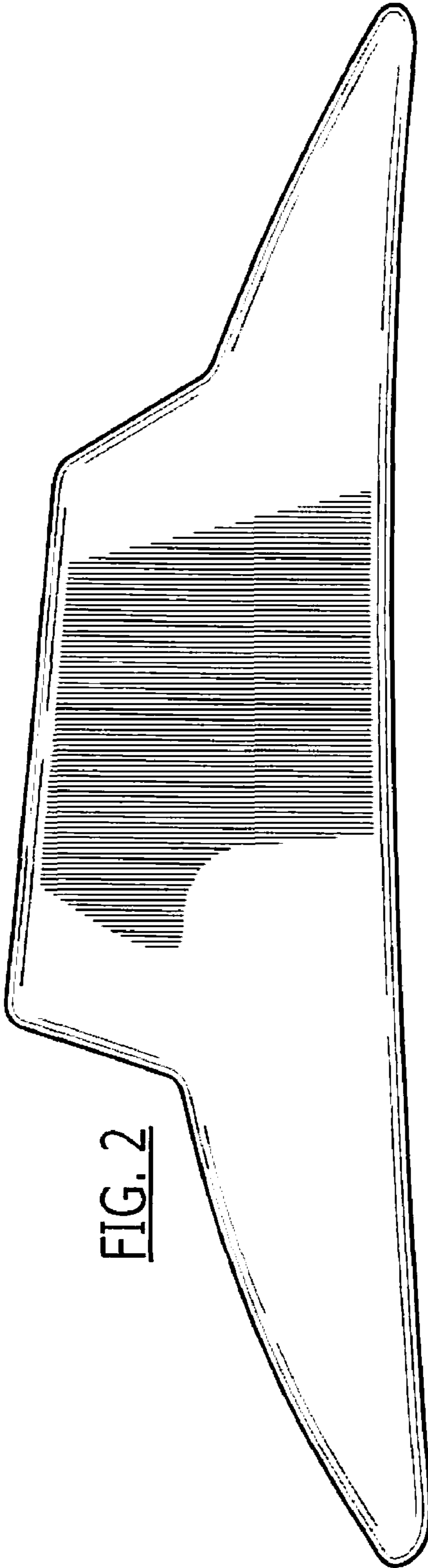


FIG. 2


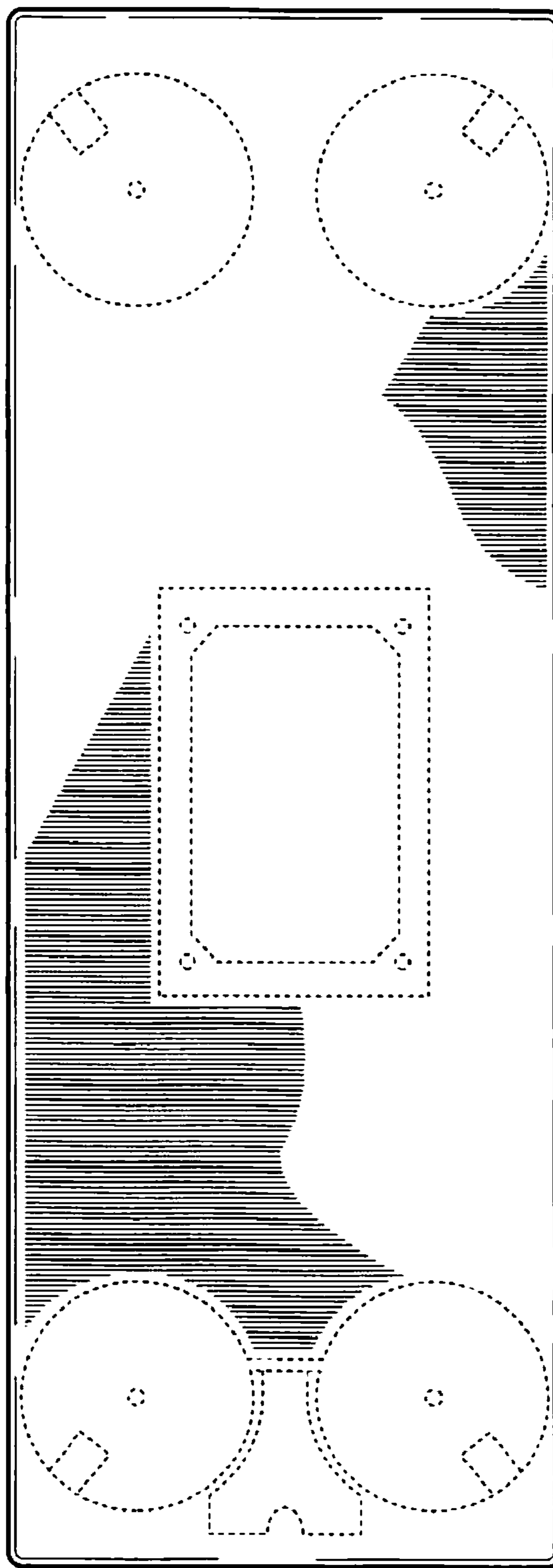



FIG. 3






FIG. 6




FIG. 7