



US00D617377S

(12) **United States Design Patent**  
**Parsons et al.**

(10) **Patent No.:** **US D617,377 S**  
(45) **Date of Patent:** **\*\* Jun. 8, 2010**

(54) **BUTTON COVER**

FOREIGN PATENT DOCUMENTS

(75) Inventors: **Susan Parsons**, Bolingbrook, IL (US);  
**Michael Burgess**, Woodbridge, IL (US);  
**Michael Carson**, Chicago, IL (US)

WO WO 9503661 A1 2/1995

(73) Assignee: **Florists' Transworld Delivery Inc.**,  
Downers Grove, IL (US)

*Primary Examiner*—T. Chase Nelson  
*Assistant Examiner*—David G Muller  
(74) *Attorney, Agent, or Firm*—Millen, White, Zelano &  
Branigan, P.C.

(\*\*) Term: **14 Years**

(57) **CLAIM**

(21) Appl. No.: **29/329,345**

The new ornamental design for a button cover, as shown and described.

(22) Filed: **Dec. 12, 2008**

(51) **LOC (9) Cl.** ..... **19-01**

**DESCRIPTION**

(52) **U.S. Cl.** ..... **D19/2**

(58) **Field of Classification Search** ..... D19/1-34;  
40/124.01-124.15, 315, 672, 661, 726, 776,  
40/617; 283/72, 74, 75, 103, 105, 106, 116,  
283/57; 206/449, 213; D20/10, 22, 27, 40,  
D20/42, 11; 229/72, 92, 92.1, 300-303,  
229/81; 704/272; D11/81

FIG. 1 is a front view of the button cover.  
FIG. 2 is a top side view of the button cover.  
FIG. 3 is a bottom side view of the button cover.  
FIG. 4 is a right side view of the button cover.  
FIG. 5 is a left side view of the button cover.

See application file for complete search history.

FIG. 6 is a front perspective view of the button cover shown in the environment of a ribbon about a vase, wherein said ribbon has a button integrated therein.

(56) **References Cited**

U.S. PATENT DOCUMENTS

D19,433 S *	11/1889	Gleason	.....	D19/4
D33,675 S *	12/1900	Doyle	.....	D19/24
D109,952 S *	5/1938	Stafford	.....	D19/28
D164,230 S *	8/1951	Garrett	.....	D19/2
D260,380 S *	8/1981	Dickerson	.....	D11/81
D278,640 S *	4/1985	Multer	.....	D19/28
5,387,108 A *	2/1995	Crowell	.....	40/124.01
5,425,078 A	6/1995	Stern		
5,490,206 A	2/1996	Stern		
5,570,414 A	10/1996	Stern		
5,836,616 A *	11/1998	Cooper	.....	283/75
6,356,626 B1	3/2002	Ohara et al.		

FIG. 7 is a front perspective view of the button cover shown in the environment of a sticker on a vase, wherein said sticker has a button integrated therein

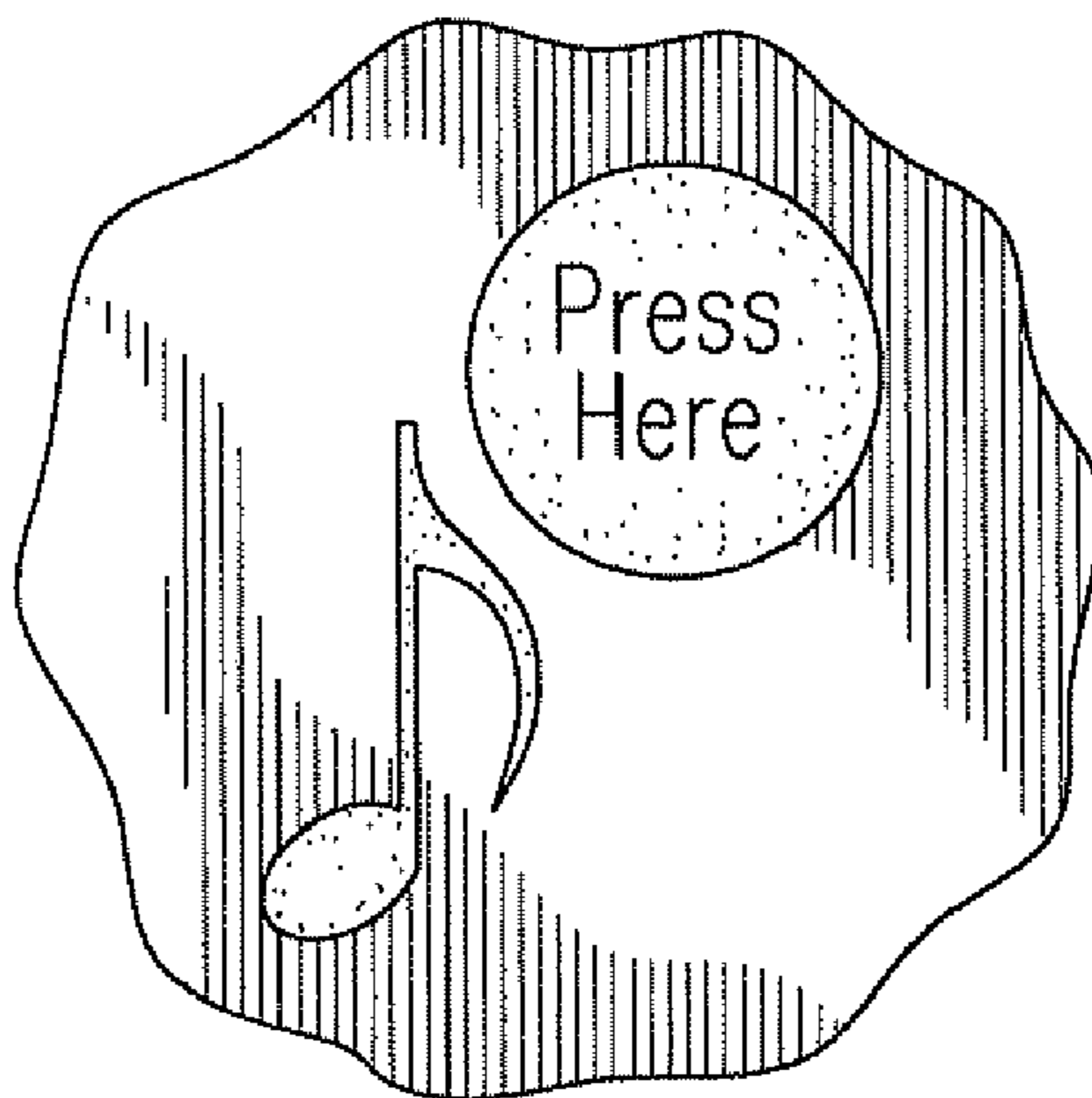
FIG. 8 is a front perspective view of the button cover shown in the environment of a pick within a vase, wherein said pick has a button integrated therein; and,

FIG. 9 is a front perspective of the button cover shown in the environment of a charm hanging from a vase, wherein said charm has a button integrated therein.

The broken line showing of parts of the drawings is included for the purpose of illustrating use and environment and forms no part of the claimed design.

(Continued)

**1 Claim, 5 Drawing Sheets**



# US D617,377 S

Page 2

---

## U.S. PATENT DOCUMENTS

D501,875 S *	2/2005	Dean .....	D19/11	D580,488 S *	11/2008	Estevez .....	D19/2
7,290,714 B2 *	11/2007	Halbur et al. ....	283/57	2006/0042135 A1 *	3/2006	Hermanson et al. ....	40/124.03
7,356,950 B1 *	4/2008	Avery .....	40/124.02	* cited by examiner			

---

FIG.2

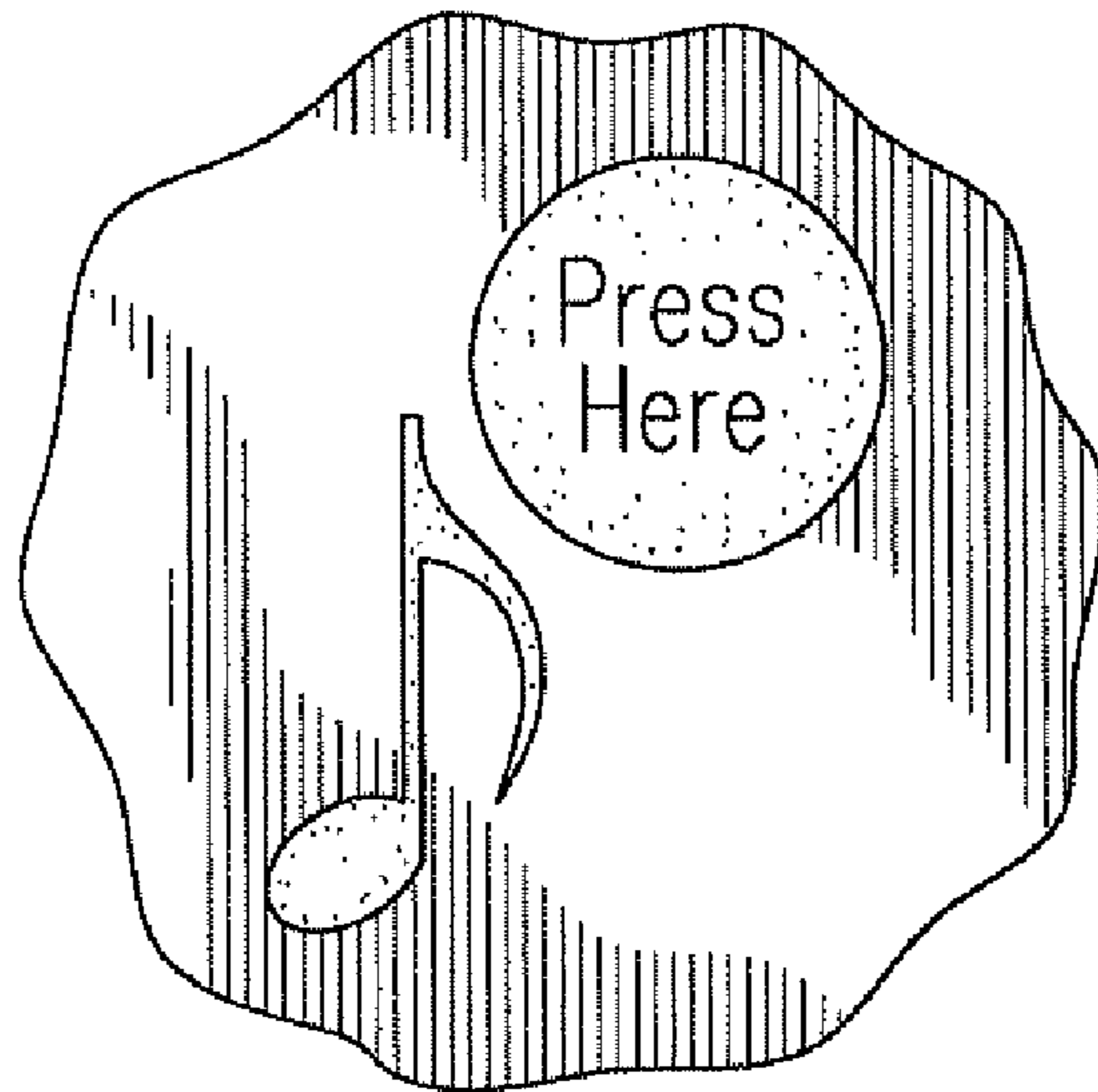


FIG.5

FIG.1

FIG.4

---

FIG.3

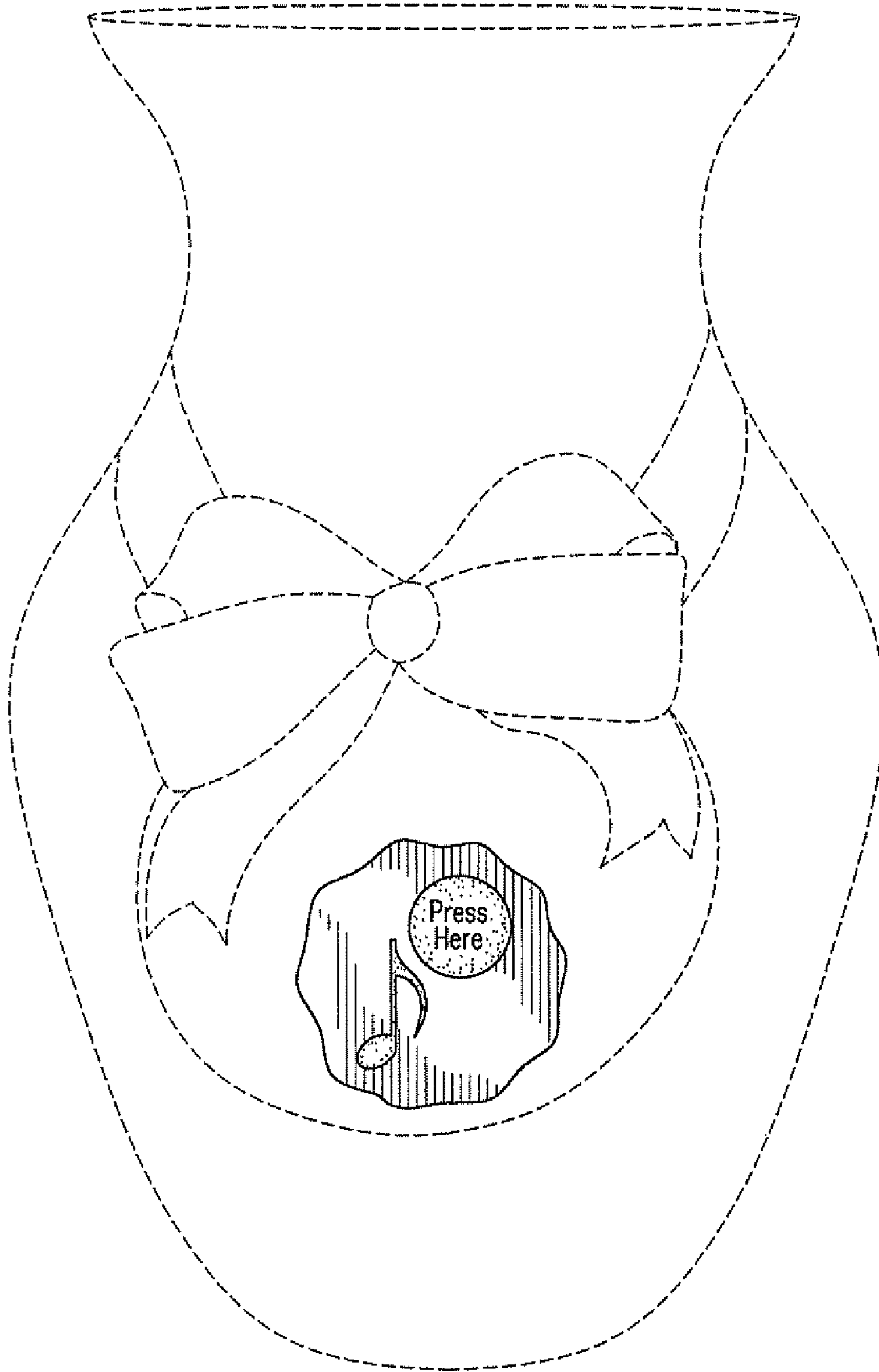


FIG. 6

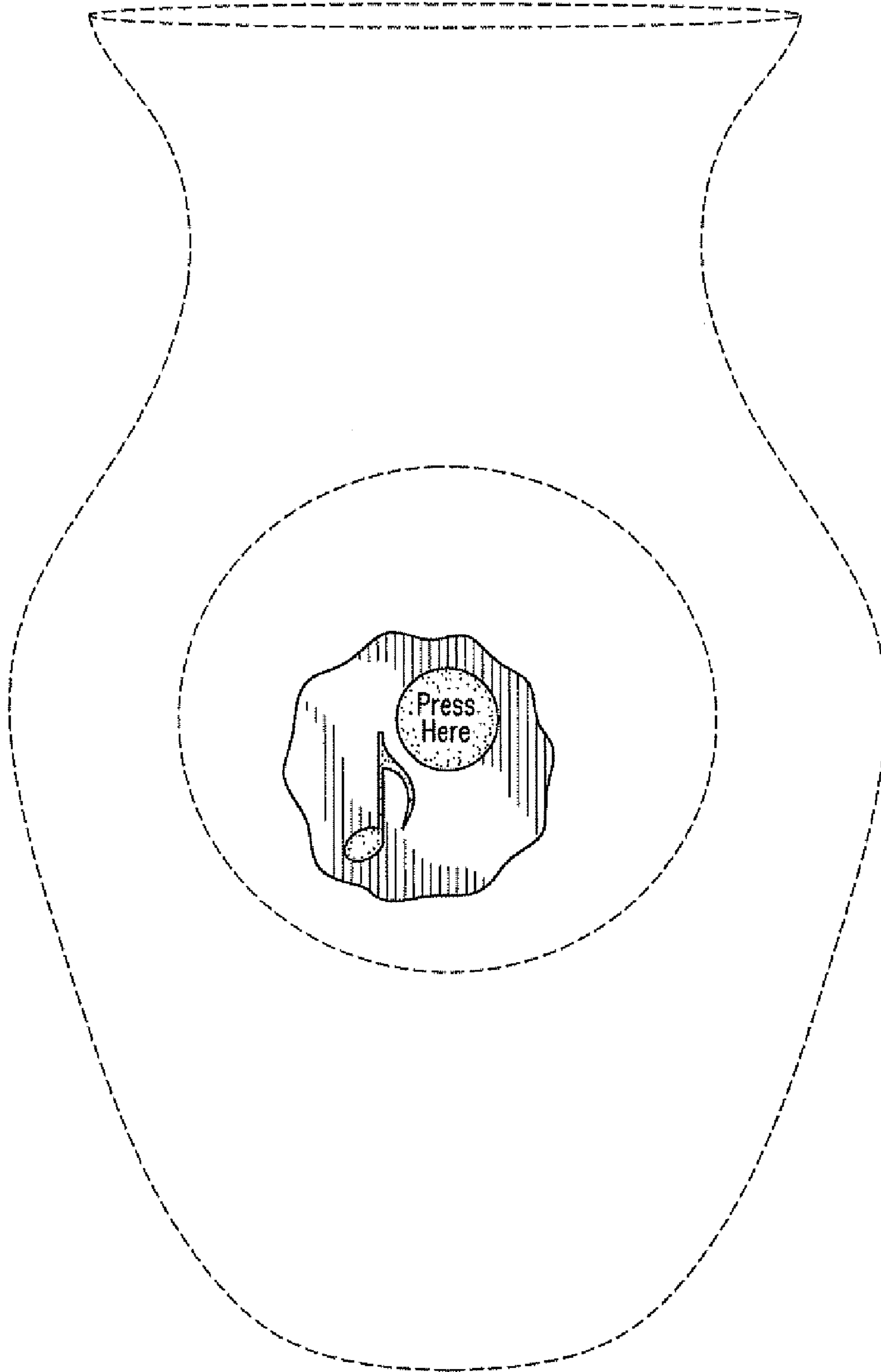


FIG. 7

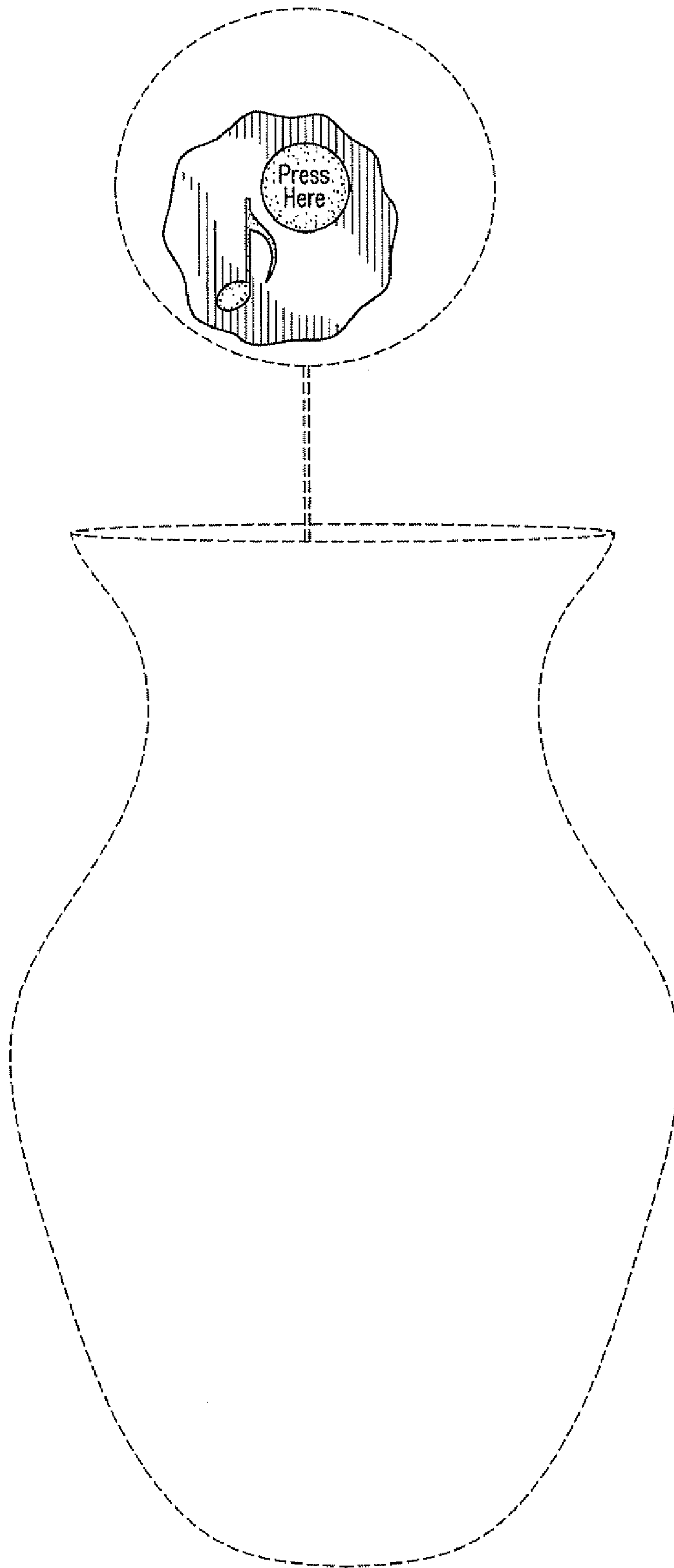


FIG. 8

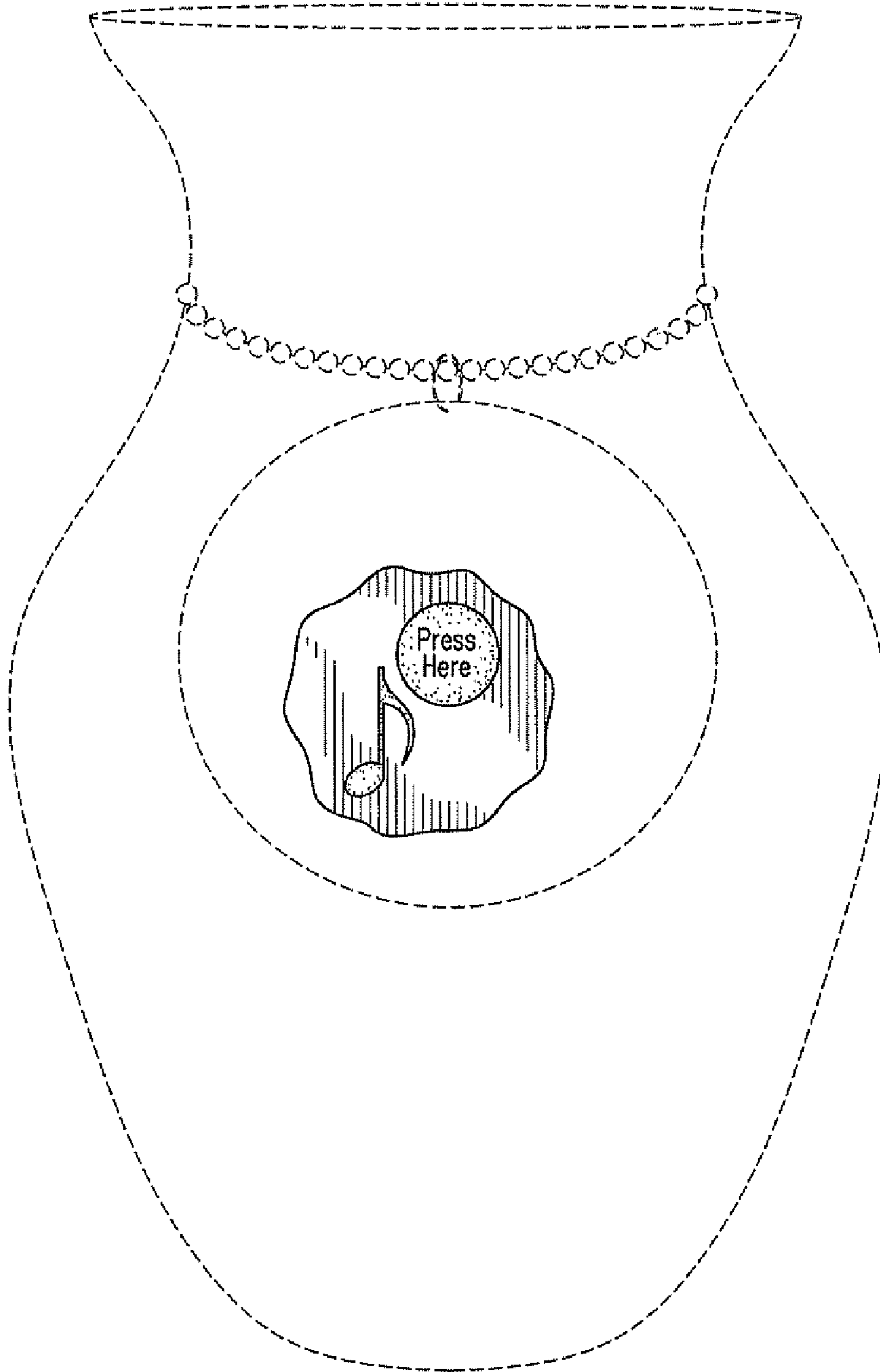


FIG. 9