



US00D617326S

(12) **United States Design Patent**
Cacioppo et al.

(10) **Patent No.:** **US D617,326 S**
(45) **Date of Patent:** **** Jun. 8, 2010**

(54) **STYLUS**

(75) Inventors: **Christopher M. Cacioppo**, Somerville, MA (US); **Hector Padilla**, Chelsea, MA (US); **Rick Burnham**, Gloucester, MA (US); **Dan DeOreo**, Manchester, MA (US)

(73) Assignee: **Sanford, L.P.**, Oak Brook, IL (US)

(**) Term: **14 Years**

(21) Appl. No.: **29/330,177**

(22) Filed: **Dec. 30, 2008**

(51) **LOC (9) Cl.** **14-02**

(52) **U.S. Cl.** **D14/411**

(58) **Field of Classification Search** D8/61;
D14/411; D19/35, 36, 41-51, 54-58; 401/55,
401/99, 100, 104-107, 196, 197, 202, 208,
401/209, 213, 192, 195, 243; 708/107; 345/179,
345/173; 178/19.01; 700/94

See application file for complete search history.

(56) **References Cited**

U.S. PATENT DOCUMENTS

3,143,697	A	8/1964	Springer	320/115
3,521,050	A	7/1970	Shagena, Jr.	362/183
D299,318	S *	1/1989	Chiang	D10/78
5,529,501	A	6/1996	Maruyama	434/408
D413,871	S *	9/1999	McCormick	D14/411
5,973,677	A	10/1999	Gibbons	345/179
6,188,392	B1	2/2001	O'Connor et al.	345/179
D441,267	S *	5/2001	Heun	D8/61
6,232,962	B1	5/2001	Davis et al.	345/177
D443,303	S *	6/2001	Ashe	D19/48
6,257,789	B1 *	7/2001	Podszuweit et al.	401/195
6,262,684	B1	7/2001	Stewart et al.	343/702
6,377,054	B1 *	4/2002	Beha	324/510
D464,653	S *	10/2002	Nagai et al.	D14/411

6,529,920	B1	3/2003	Arons et al.	715/268
6,621,697	B2	9/2003	O'Hara et al.	361/679.41
6,729,543	B1	5/2004	Arons et al.	235/462.13
6,806,868	B2	10/2004	Chuang	345/179
D500,799	S *	1/2005	Olson	D10/78

(Continued)

OTHER PUBLICATIONS

Photograph of Livescribe pen and charger, understood to be on sale before Dec. 30, 2007.

(Continued)

Primary Examiner—Cathron C Brooks

Assistant Examiner—Austin Murphy

(74) *Attorney, Agent, or Firm*—Marshall, Gerstein & Borun LLP

(57) **CLAIM**

The ornamental design for a stylus, as shown and described.

DESCRIPTION

FIG. 1 is a perspective view showing our new design for a stylus;

FIG. 2 is a front view of the stylus of FIG. 1;

FIG. 3 is a right side view of the stylus of FIG. 1; the opposite side view being a mirror image thereof;

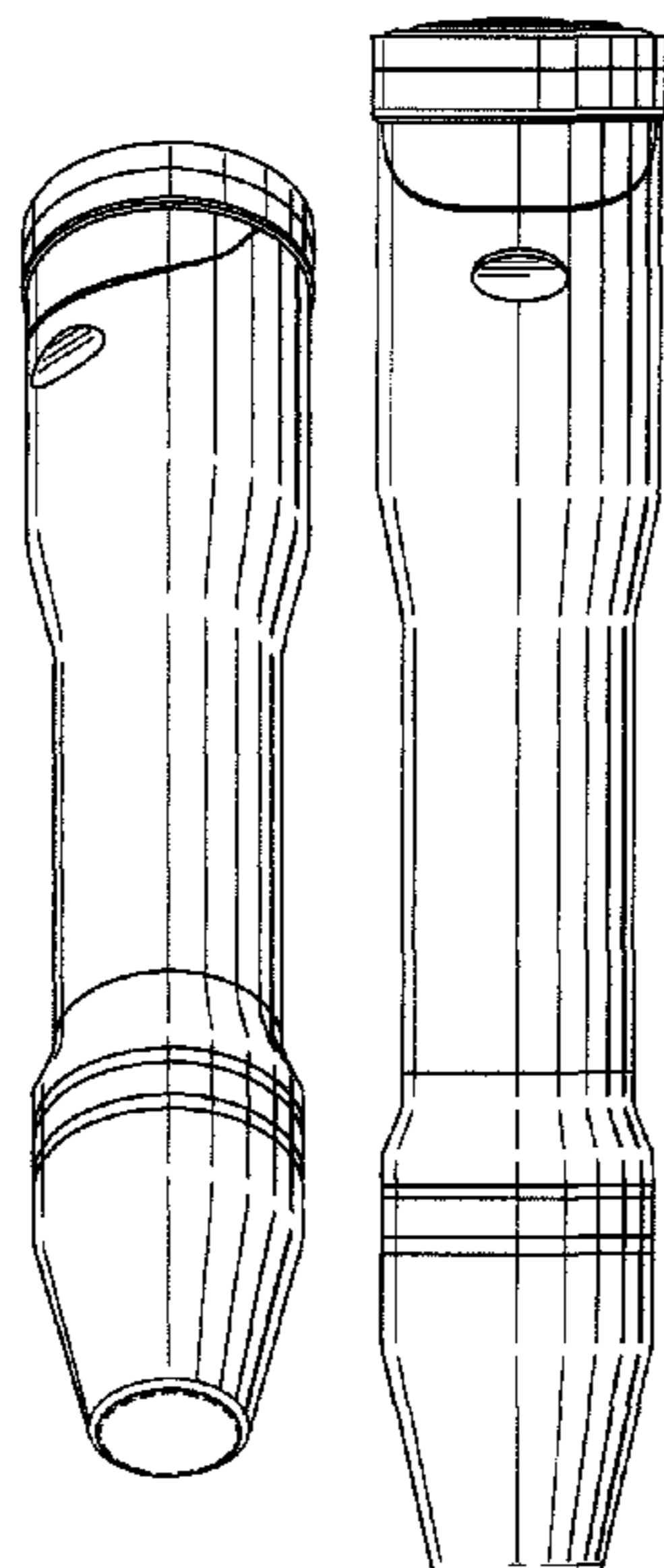
FIG. 4 is a rear view of the stylus of FIG. 1;

FIG. 5 is a top plan view of the stylus of FIG. 1; and,

FIG. 6 is a bottom plan view of the stylus of FIG. 1.

The dashed lines are for illustrative purposes only and form no part of the claimed design.

1 Claim, 2 Drawing Sheets



US D617,326 S

Page 2

U.S. PATENT DOCUMENTS

D508,077 S * 8/2005 Bhavnani D19/36
D508,528 S * 8/2005 Shimizu D19/48
6,966,495 B2 11/2005 Lynggaard 235/472.01
7,086,907 B2 8/2006 Bhavnani 439/638
7,109,979 B2 9/2006 Moyne et al. 345/179
7,143,134 B2 11/2006 Petrie et al. 709/204
7,180,509 B2 2/2007 Ferngard et al. 345/179
7,239,306 B2 7/2007 Fahraeus 345/179
7,249,716 B2 7/2007 Bryborn 235/494
D569,205 S * 5/2008 Lai D8/61
D593,387 S * 6/2009 Liao D8/68
D595,718 S * 7/2009 Richter et al. D14/411
2006/0220617 A1 10/2006 Yuen 320/137

2009/0160825 A1 6/2009 Payne 345/179

OTHER PUBLICATIONS

Photograph of Livescribe pen and charger, understood to be on sale before Dec. 30, 2007.

Photograph of Livescribe charger, understood to be on sale before Dec. 30, 2007.

Photograph of Livescribe pen and charger, understood to be on sale before Dec. 30, 2007.

Photograph of Livescribe charger, understood to be on sale before Dec. 30, 2007.

Photograph of Livescribe pen and charger, understood to be on sale before Dec. 30, 2007.

* cited by examiner

Fig. 1

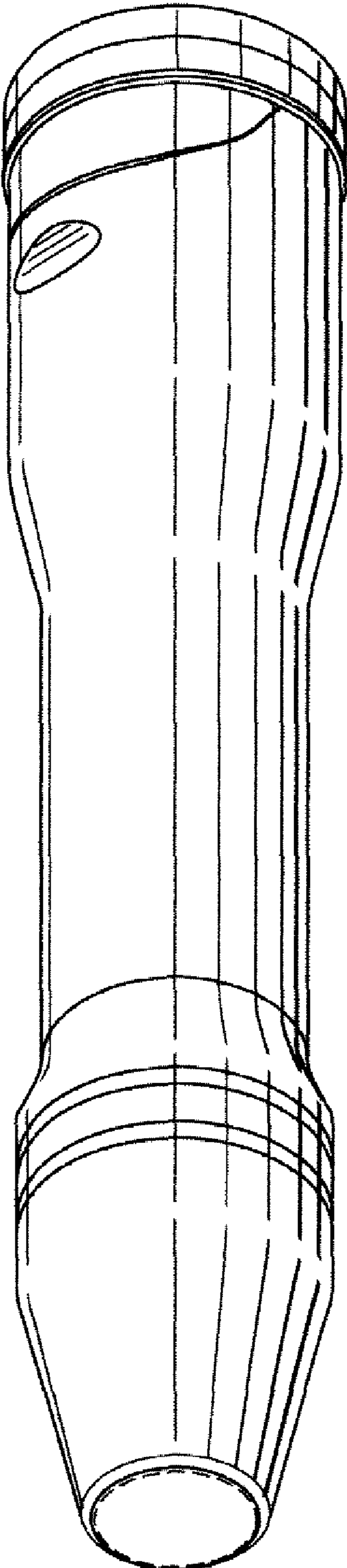


Fig. 2

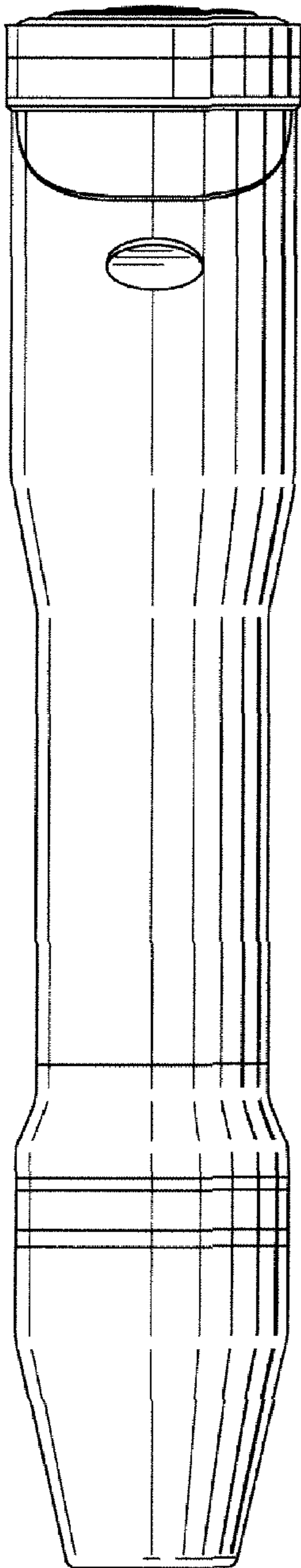


Fig. 3




Fig. 4

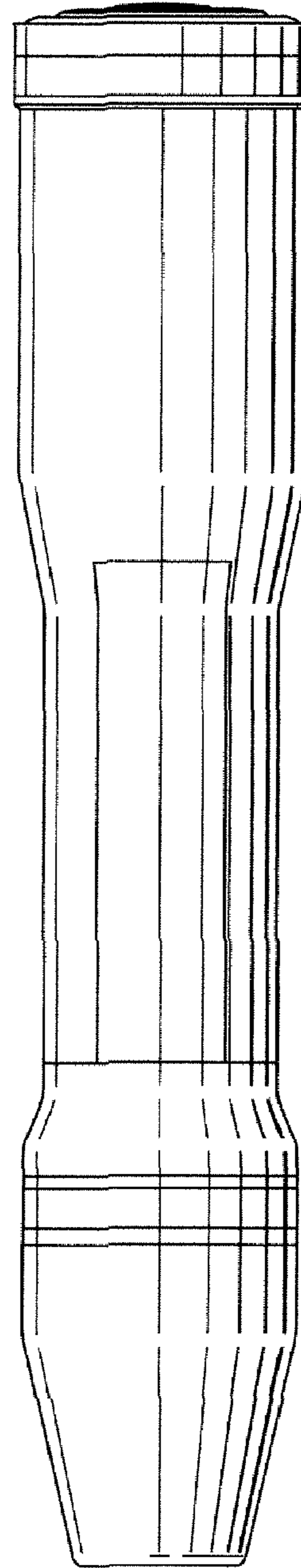


Fig. 5

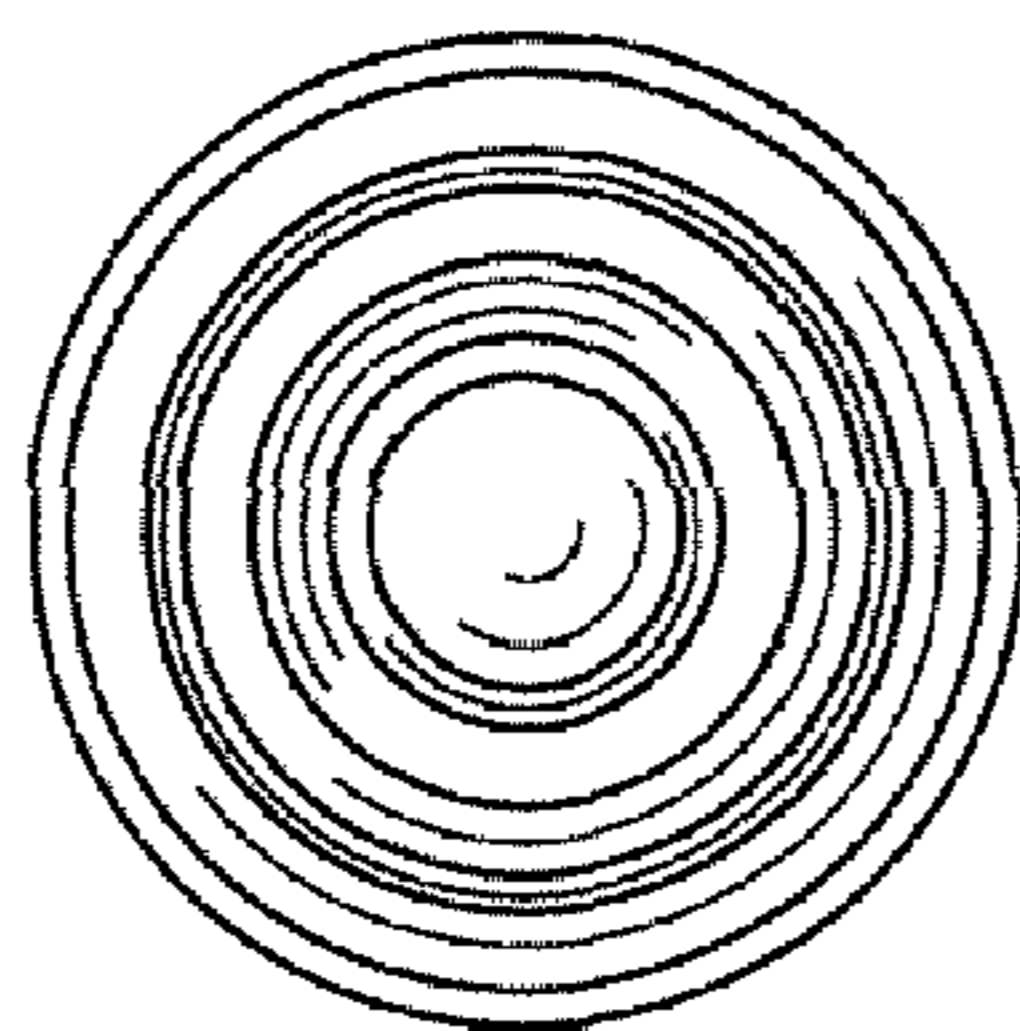


Fig. 6

