



US00D617305S

(12) **United States Design Patent**  
**Chen et al.**

(10) **Patent No.:** **US D617,305 S**  
(45) **Date of Patent:** **\*\* Jun. 8, 2010**

(54) **TUBULAR SPEAKER WITH CLOCK INTERFACE**

(75) Inventors: **Shu Ting Chen**, Shenzhen (CN);  
**Thomas A. Disco**, Acworth, GA (US)

(73) Assignee: **Rapha Products Group, LLC**,  
Acworth, GA (US)

(\*\*) Term: **14 Years**

(21) Appl. No.: **29/346,634**

(22) Filed: **Nov. 3, 2009**

(51) **LOC (9) Cl.** ..... **14-01**

(52) **U.S. Cl.** ..... **D14/172; D14/168**

(58) **Field of Classification Search** ..... D14/204,  
D14/210–216, 168, 170–172; 181/143–144,  
181/147–148, 150–153, 157, 198–199; 381/300–303,  
381/306, 332–333, 335–336, 345, 361–364,  
381/386–388; D15/2, 15  
See application file for complete search history.

(56) **References Cited**

**U.S. PATENT DOCUMENTS**

D223,580 S \* 5/1972 Richards ..... D14/215  
5,191,177 A \* 3/1993 Chi ..... 181/153  
D375,746 S \* 11/1996 Wu ..... D14/216

D501,841 S \* 2/2005 Hsu ..... D14/171  
D551,656 S \* 9/2007 Ritscher et al. .... D14/216  
D555,636 S \* 11/2007 Chen et al. .... D14/216  
D571,359 S \* 6/2008 Chang ..... D14/216  
D573,579 S \* 7/2008 Yamaguchi ..... D14/168  
D594,845 S \* 6/2009 Skurdal ..... D14/168

\* cited by examiner

*Primary Examiner*—Nanda Bondade

(74) *Attorney, Agent, or Firm*—Blakely, Sokoloff, Taylor &  
Zafman, LLP

(57) **CLAIM**

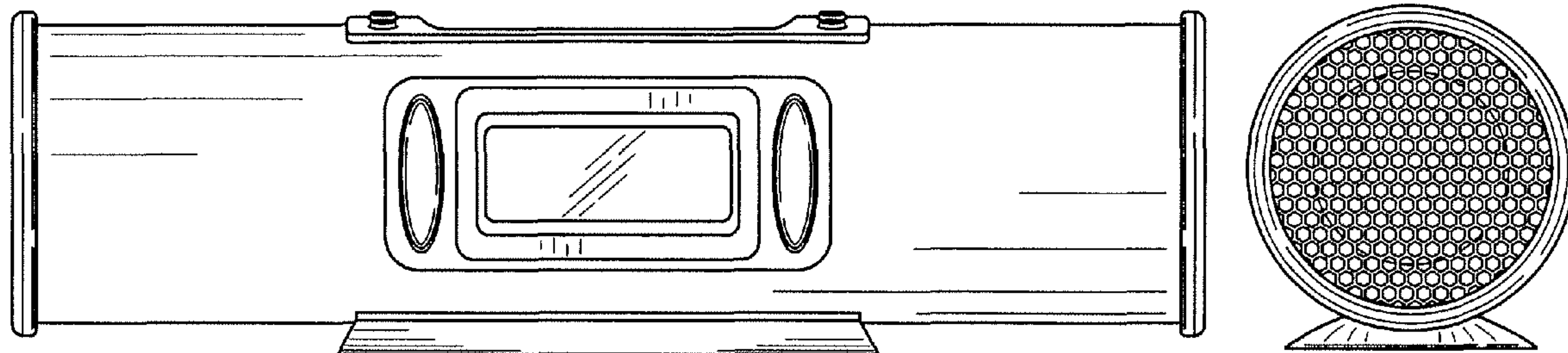
The ornamental design for tubular speaker with clock inter-  
face, as shown and described.

**DESCRIPTION**

FIG. 1 is a front view of a tubular speaker with clock interface;  
FIG. 2 is rear view thereof;  
FIG. 3 is a right view thereof;  
FIG. 4 is a left side view thereof;  
FIG. 5 is a top view thereof; and,  
FIG. 6 is a bottom view thereof.

The broken lines in the figures are for environmental purpose  
only and form no part of the claimed design.

**1 Claim, 2 Drawing Sheets**



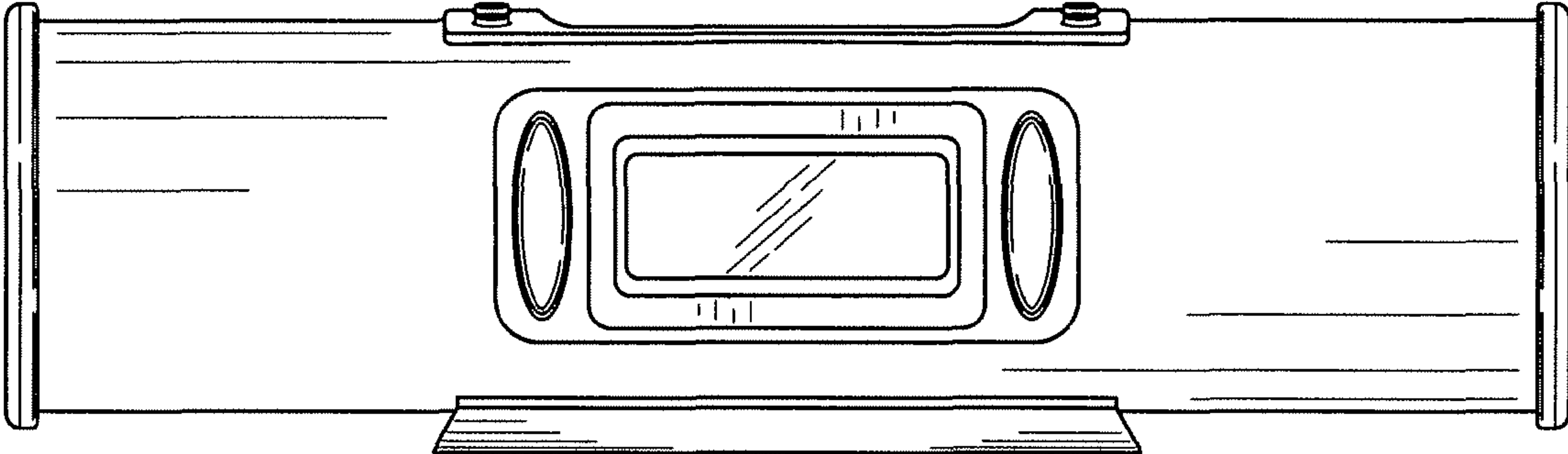


FIG. 1

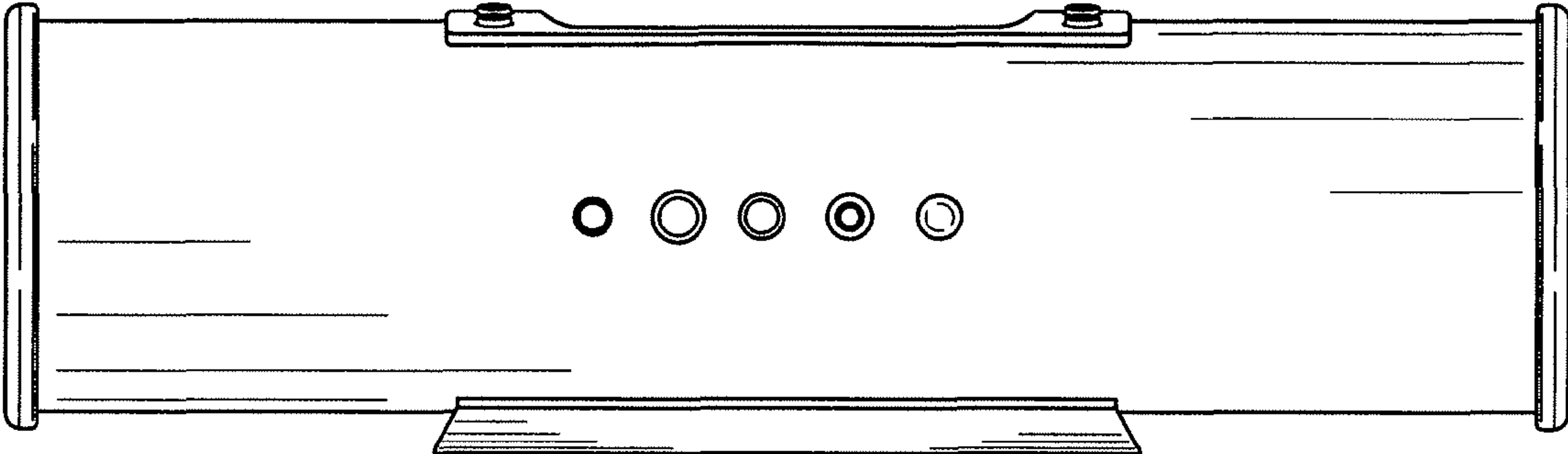


FIG. 2




FIG. 3




FIG. 4

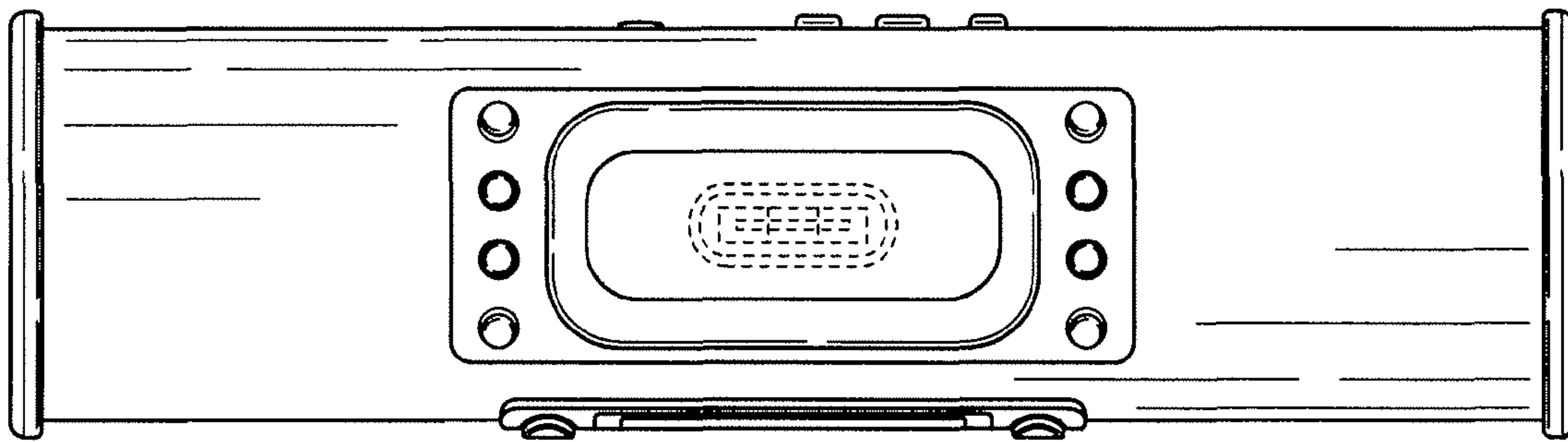


FIG. 5

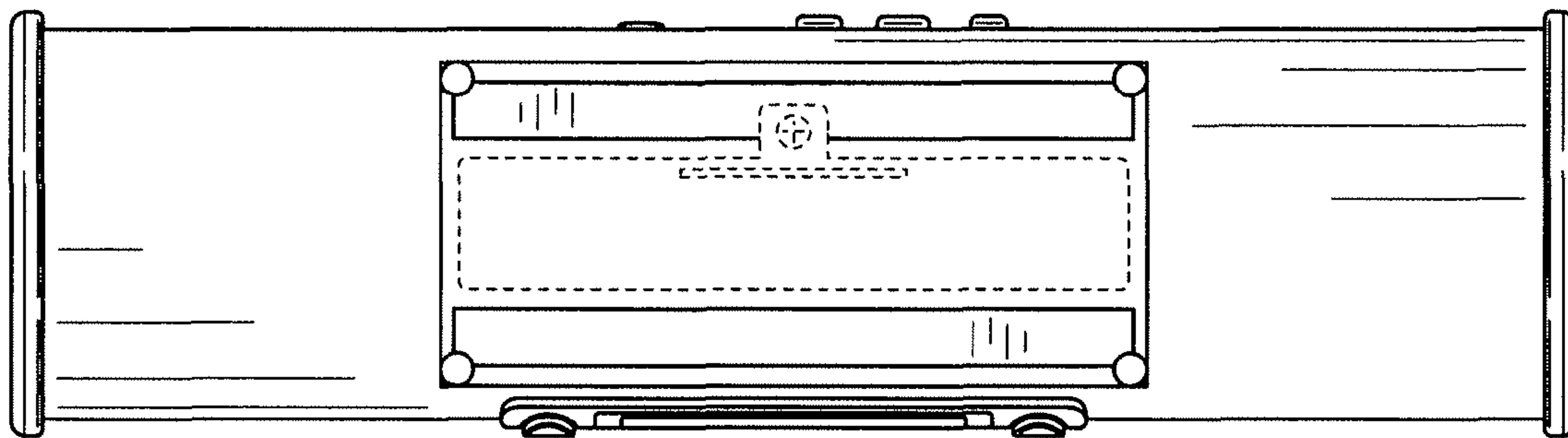


FIG. 6