



US00D617267S

(12) **United States Design Patent**
Li

(10) **Patent No.:** **US D617,267 S**
(45) **Date of Patent:** **** Jun. 8, 2010**

(54) **BATTERY CHARGER**

(75) Inventor: **Jacky Li**, Techworld Industries Limited,
701 7/F, Sunbeam Centre 27 Shing Yip
Street, Kwun Tong, Kowloon, Hong
Kong (CN)

(73) Assignee: **Jacky Li (CN)**

(**) Term: **14 Years**

(21) Appl. No.: **29/271,571**

(22) Filed: **Jan. 22, 2007**

(51) **LOC (9) Cl.** **13-02**

(52) **U.S. Cl.** **D13/107**

(58) **Field of Classification Search** D13/107-110,
D13/118-119, 184, 199; D14/251, 253,
D14/432, 434; 320/107-115

See application file for complete search history.

(56) **References Cited**

U.S. PATENT DOCUMENTS

5,019,767 A * 5/1991 Shirai et al. 320/112
D375,483 S * 11/1996 Tashiro D13/110
D375,936 S * 11/1996 Palatov D13/108
5,847,541 A * 12/1998 Hahn 320/111
D465,764 S * 11/2002 Salazar et al. D13/107

D537,410 S * 2/2007 Yuen D13/110
D548,693 S * 8/2007 Krieger et al. D13/110
D556,678 S * 12/2007 Weinstein et al. D13/103
D556,679 S * 12/2007 Weinstein et al. D13/103
D575,225 S * 8/2008 Ahlgren D13/107
D580,853 S * 11/2008 Ahlgren D13/107
D581,356 S * 11/2008 Ahlgren D13/107

* cited by examiner

Primary Examiner—Rosemary K Tarcza

(74) *Attorney, Agent, or Firm*—Holland & Knight LLP; Brian
J Colandreo, Esq.

(57) **CLAIM**

The ornamental design for a battery charger, as shown and
described.

DESCRIPTION

FIG. 1 is a front side perspective view of a battery charger
showing the design;

FIG. 2 is a bottom plan view thereof;

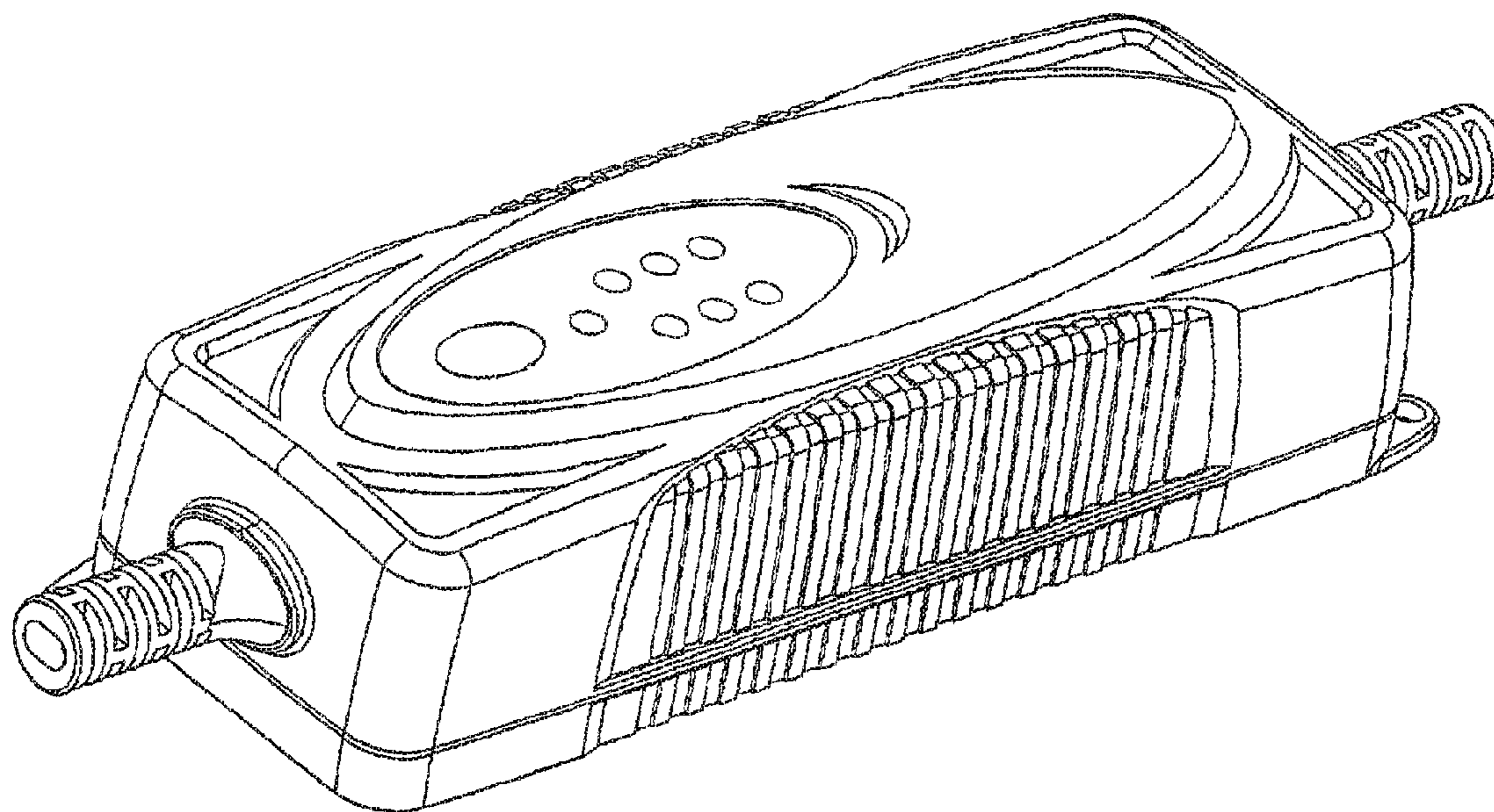
FIG. 3 is an end view thereof;

FIG. 4 is a top plan view thereof;

FIG. 5 is a side view thereof; and,

FIG. 6 is a top plan view of another embodiment thereof.

1 Claim, 6 Drawing Sheets



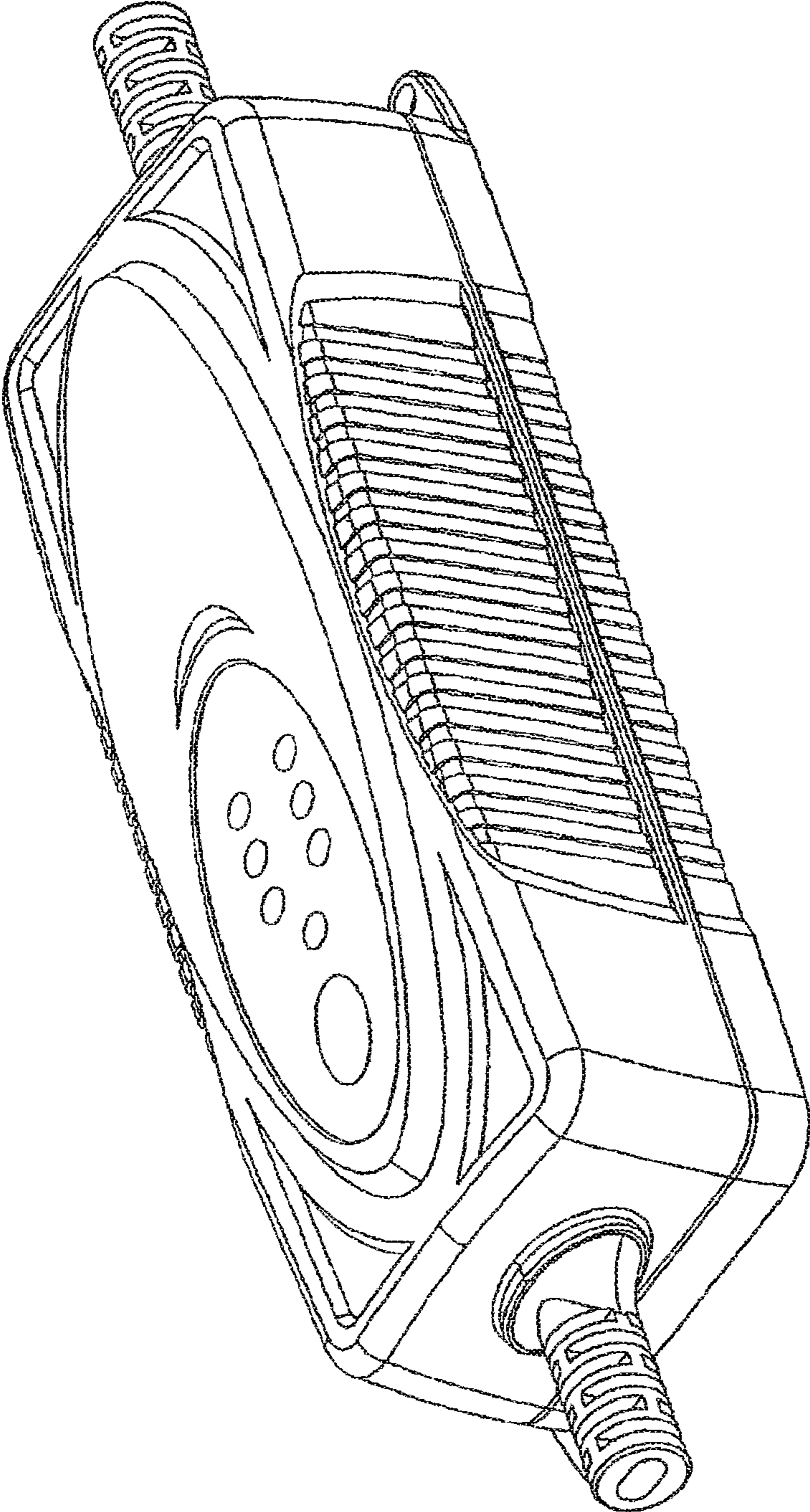


FIG. 1

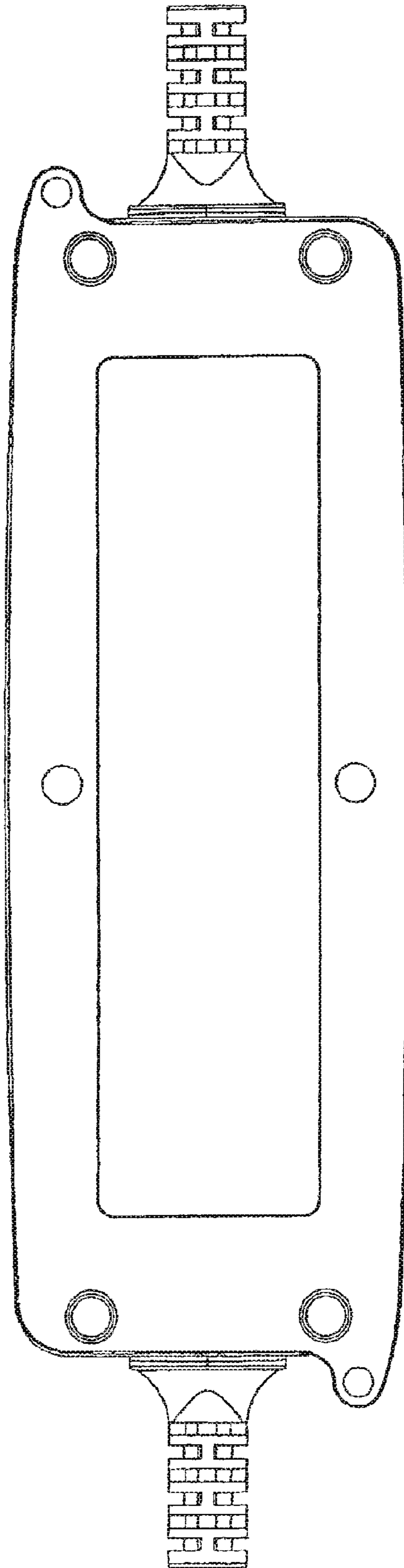


FIG. 2

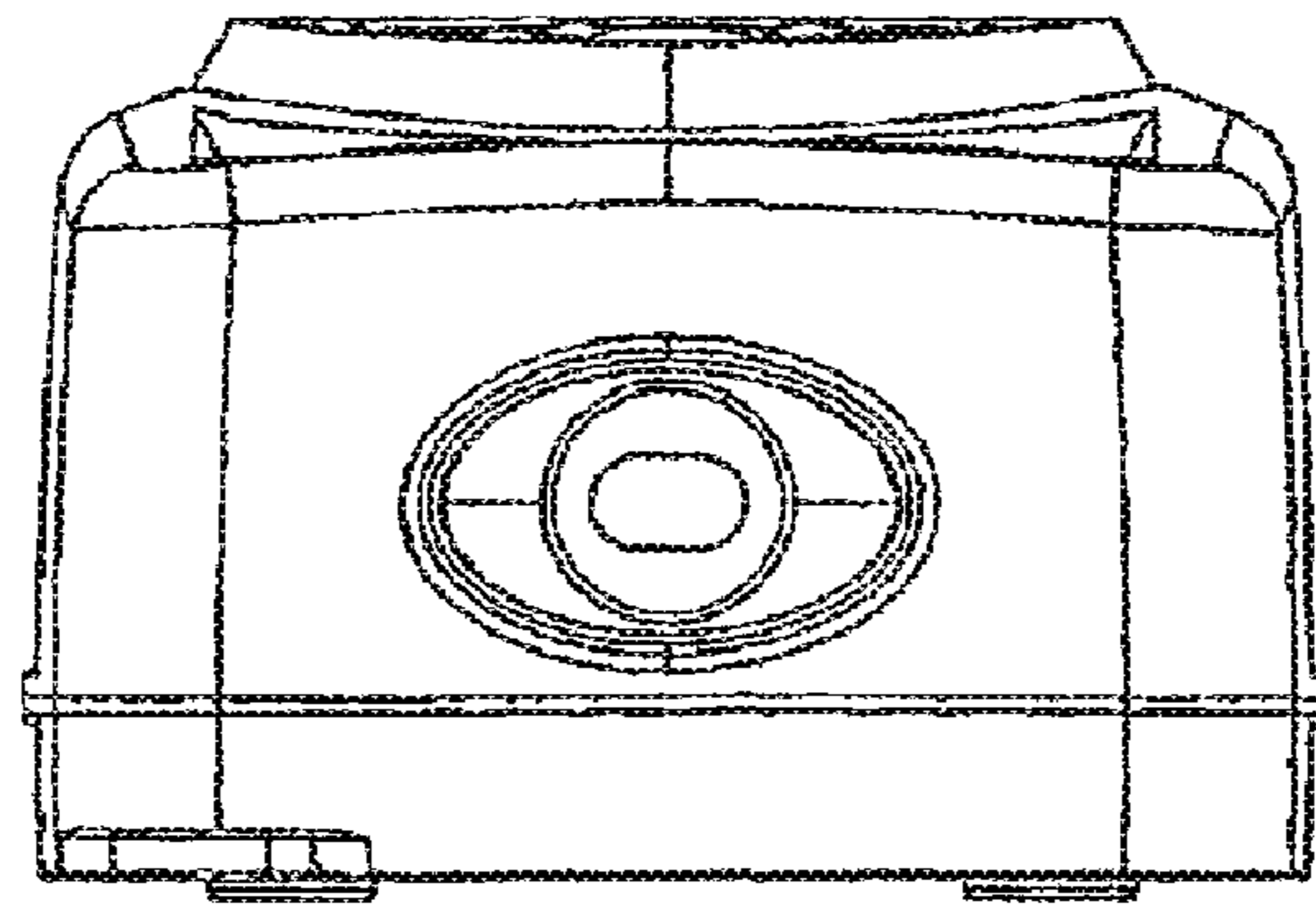


FIG. 3

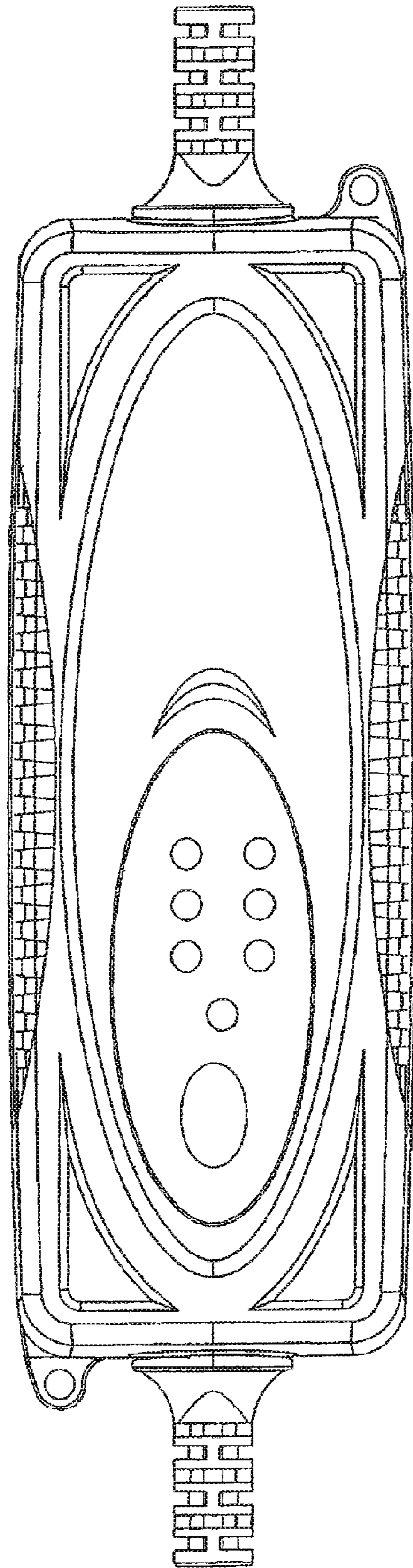


FIG. 4

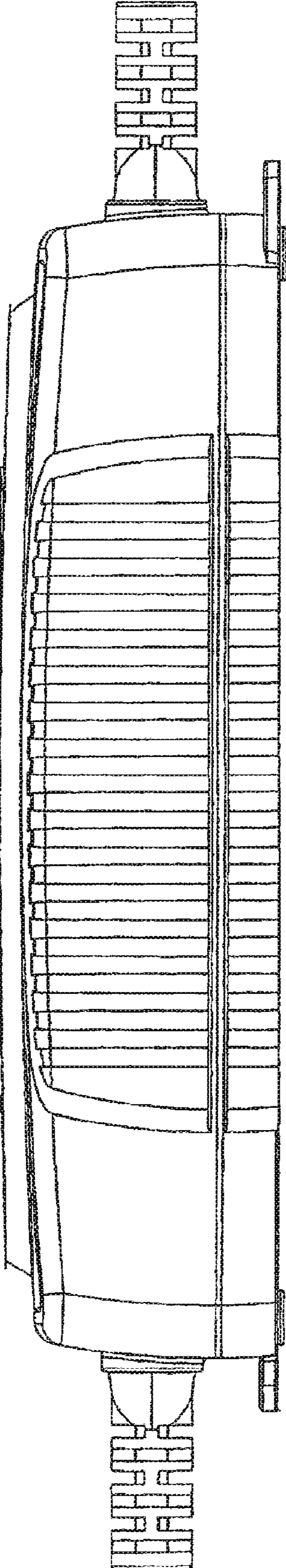


FIG. 5

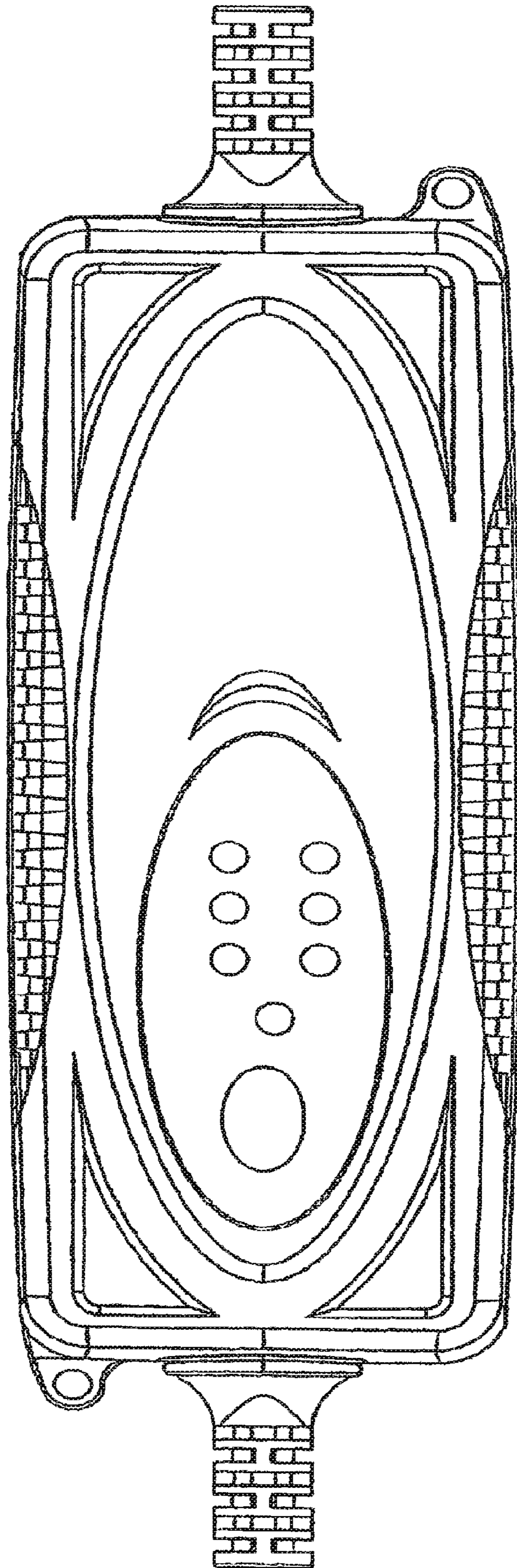


FIG. 6