



US00D617247S

(12) **United States Design Patent**
Gallert

(10) **Patent No.:** **US D617,247 S**
(45) **Date of Patent:** **** Jun. 8, 2010**

(54) **AUTOMOBILE WHEEL**

(75) Inventor: **Michael Gallert**, Stuttgart (DE)

(73) Assignee: **Dr. Ing. h.c. F. Porsche AG**, Stuttgart (DE)

(**) Term: **14 Years**

(21) Appl. No.: **29/352,659**

(22) Filed: **Dec. 23, 2009**

Related U.S. Application Data

(63) Continuation of application No. 29/338,727, filed on Jun. 17, 2009, now abandoned.

(30) **Foreign Application Priority Data**

Dec. 19, 2008 (DE) 40 2009 000 029

(51) **LOC (9) Cl.** **12-16**

(52) **U.S. Cl.** **D12/209**

(58) **Field of Classification Search** D12/204-213;
301/37.101, 64.101, 65, 64.201

See application file for complete search history.

(56) **References Cited**

U.S. PATENT DOCUMENTS

D401,205 S *	11/1998	Fischer	D12/209
D491,866 S *	6/2004	Warming	D12/209
D495,985 S *	9/2004	Lai	D12/209
D497,339 S *	10/2004	Heinrich	D12/209
D518,764 S *	4/2006	Looho	D12/209

D525,928 S *	8/2006	Pfeiffer	D12/209
D526,609 S *	8/2006	Hosoi	D12/209
D528,954 S *	9/2006	Laengerer	D12/209
D532,735 S *	11/2006	Looho	D12/209
D532,738 S *	11/2006	Ettensberger	D12/211
D554,034 S *	10/2007	Madden	D12/209
D576,533 S *	9/2008	Gallert	D12/209
D583,739 S *	12/2008	Gallert	D12/209
D599,267 S *	9/2009	Morgenstern et al.	D12/211
D604,683 S *	11/2009	Hosai	D12/209

* cited by examiner

Primary Examiner—Stacia Cadmus

(57) **CLAIM**

The ornamental design for an automobile wheel, as shown and described.

DESCRIPTION

FIG. 1 is a front elevational view of an automobile wheel, showing my new design;

FIG. 2 is a perspective view thereof;

FIG. 3 is a left-side view thereof;

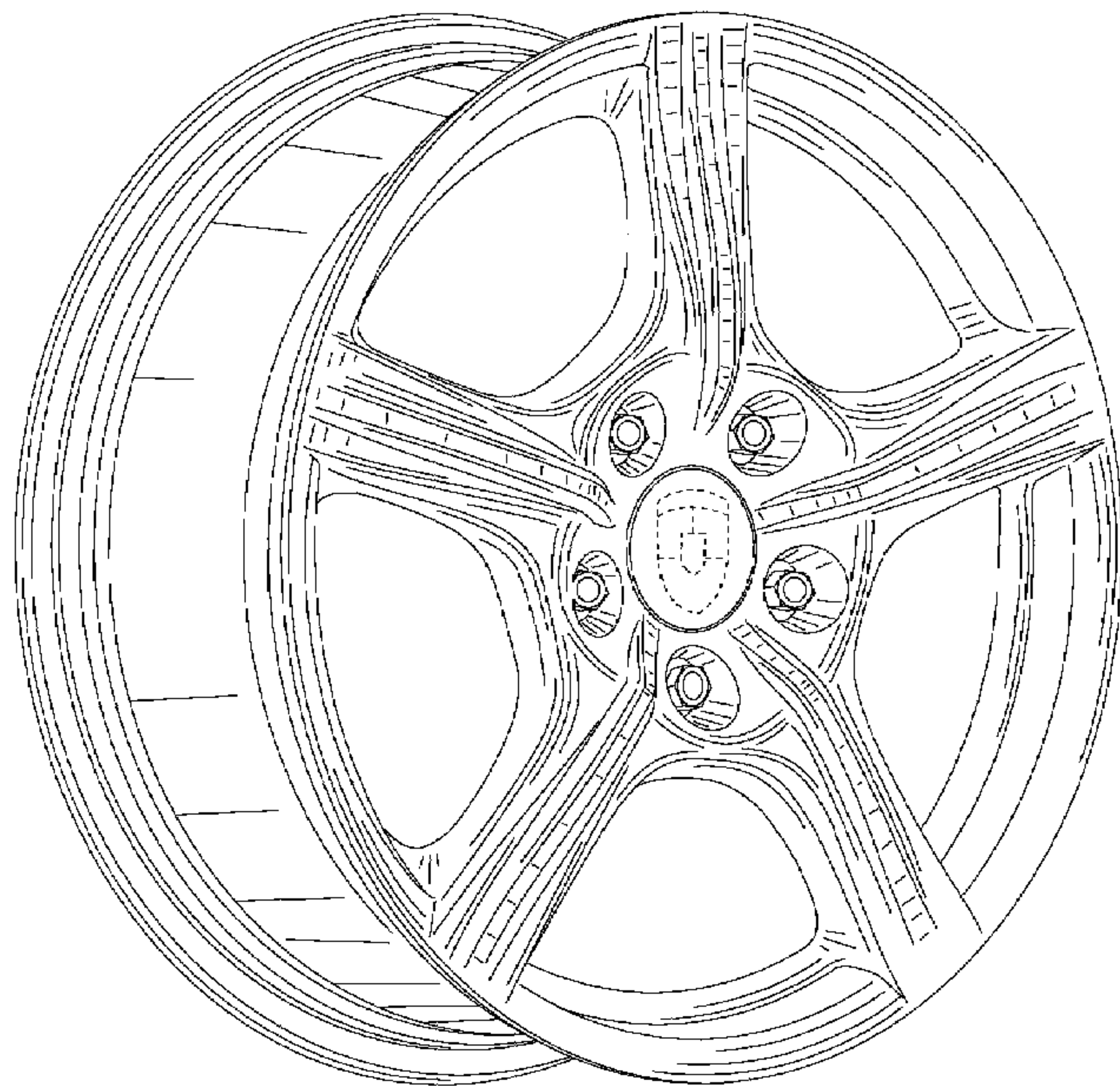
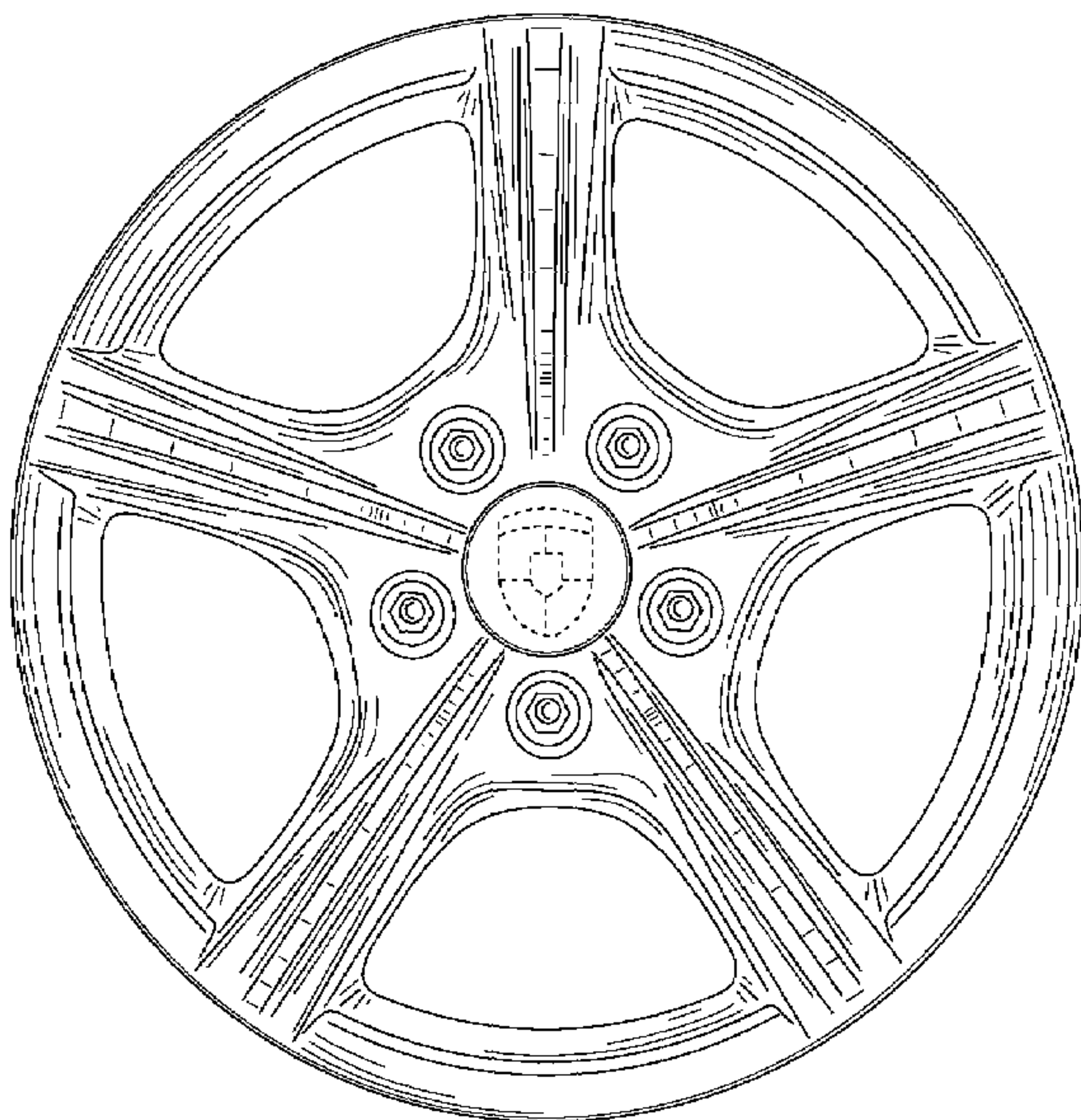
FIG. 4 is a right-side view thereof;

FIG. 5 is a bottom, plan view thereof; and,

FIG. 6 is top, plan view thereof.

The broken line showing of the emblem on the center cap is included for the purpose of illustrating environment and forms no part of the claimed design.

1 Claim, 4 Drawing Sheets






FIG. 1




FIG. 2




FIG. 3




FIG. 4




FIG. 5




FIG. 6