



US00D617241S

(12) **United States Design Patent**
Liu et al.

(10) **Patent No.:** **US D617,241 S**
(45) **Date of Patent:** **** Jun. 8, 2010**

(54) **BRAKE FRICTION PAD**

(75) Inventors: **Weiming Liu**, Windsor (CA); **Rodney G. Silvey**, Cookeville, TN (US); **Jason Heath Mahan**, Lafayette, TN (US)

(73) Assignee: **Federal-Mogul World Wide, Inc.**, Southfield, MI (US)

(**) Term: **14 Years**

(21) Appl. No.: **29/343,977**

(22) Filed: **Sep. 22, 2009**

Related U.S. Application Data

(62) Division of application No. 29/336,256, filed on Apr. 30, 2009, now Pat. No. Des. 604,214, which is a division of application No. 29/332,349, filed on Feb. 13, 2009, now Pat. No. Des. 597,901, which is a division of application No. 29/282,922, filed on Aug. 1, 2007, now Pat. No. Des. 588,973.

(51) **LOC (9) Cl.** **12-16**

(52) **U.S. Cl.** **D12/180**

(58) **Field of Classification Search** D12/180, D12/174, 400; D15/138-140; 72/339; 188/73.31-73.39, 188/73.43, 73.45, 218 XL, 73.1, 250 B, 250 E, 188/250 R, 251 R; 192/107 M, 107 R; 428/443; 488/1.11 W, 1.11 R

See application file for complete search history.

(56) **References Cited**

U.S. PATENT DOCUMENTS

1,506,578	A *	8/1924	Grandahl	72/477
1,950,262	A *	3/1934	Norton	428/443
4,056,174	A *	11/1977	Wienand et al.	188/73.36
D254,258	S *	2/1980	Soltis et al.	D12/180
D255,232	S *	6/1980	Rinker et al.	D12/180
D255,675	S *	7/1980	Weiser et al.	D12/180
D260,014	S *	7/1981	Sheill	D12/180
D260,015	S *	7/1981	Sheill	D12/180
4,290,508	A *	9/1981	Baum	188/73.38
4,428,463	A *	1/1984	Burgdorf et al.	188/73.38

D277,093	S *	1/1985	Caplygin	D12/180
D277,175	S *	1/1985	Caplygin	D12/180
4,527,669	A *	7/1985	Meyer et al.	188/73.38
4,823,920	A *	4/1989	Evans	188/73.34
4,926,978	A *	5/1990	Shibata et al.	188/73.1
D357,444	S *	4/1995	Steinke et al.	D12/180
D359,020	S *	6/1995	Steinke et al.	D12/180
D368,461	S *	4/1996	Steinke et al.	D12/180
5,799,754	A *	9/1998	Kazuro et al.	188/1.11 W
5,875,873	A *	3/1999	Kay et al.	188/73.38
D417,642	S *	12/1999	Ashley, Sr.	D12/180
6,142,263	A *	11/2000	Lotfipour	188/73.37
D507,217	S *	7/2005	Goldenberg et al.	D12/180
7,111,709	B2 *	9/2006	Baba	188/73.37
7,222,701	B2 *	5/2007	Pham	188/250 G
D576,089	S *	9/2008	Jones	D12/180
D588,968	S *	3/2009	Liu et al.	D12/180
D588,969	S *	3/2009	Liu et al.	D12/180

(Continued)

Primary Examiner—Robert M Spear

Assistant Examiner—Cynthia Underwood

(74) *Attorney, Agent, or Firm*—Robert L. Stearns; Dickinson Wright, PLLC

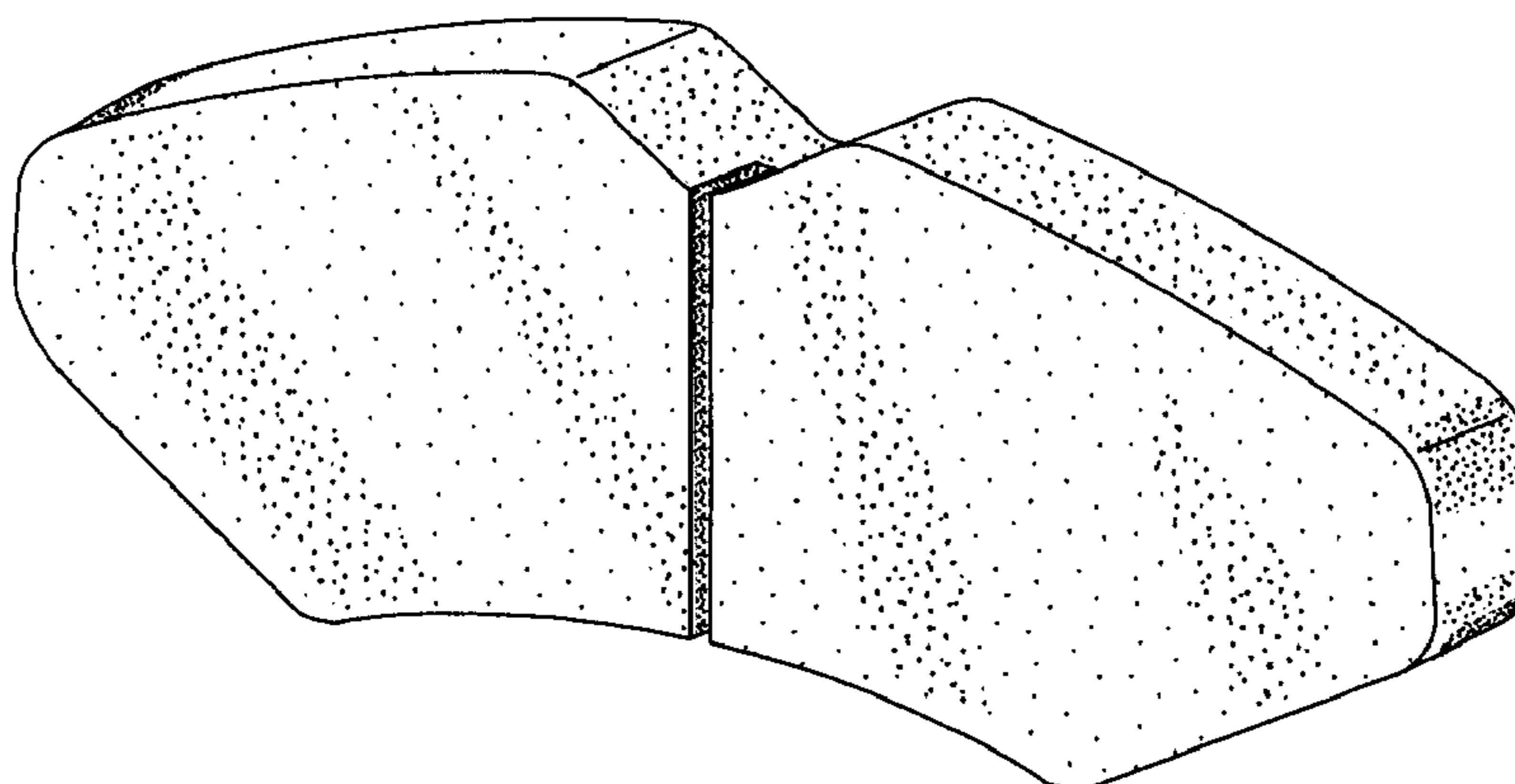
(57) **CLAIM**

The ornamental design for an brake friction pad, as shown and described.

DESCRIPTION

FIG. 1 is a perspective view of an brake friction pad;
FIG. 2 is a front view thereof;
FIG. 3 is a top view thereof;
FIG. 4 is a bottom view thereof; and,
FIG. 5 is a right side elevational view thereof, the left side elevational view being a mirror image of the right side elevational view.

1 Claim, 2 Drawing Sheets



US D617,241 S

Page 2

U.S. PATENT DOCUMENTS

D588,970 S *	3/2009	Liu et al.	D12/180	D599,723 S *	9/2009	Liu et al.	D12/180
D588,971 S *	3/2009	Liu et al.	D12/180	D602,825 S *	10/2009	Liu et al.	D12/180
D588,972 S *	3/2009	Liu et al.	D12/180	D602,827 S *	10/2009	Liu et al.	D12/180
D588,974 S *	3/2009	Liu et al.	D12/180	D603,768 S *	11/2009	Liu et al.	D12/180
D589,419 S *	3/2009	Liu et al.	D12/180	D603,769 S *	11/2009	Liu et al.	D12/180
D590,310 S *	4/2009	Liu et al.	D12/180	2004/0154885 A1 *	8/2004	Gotti et al.	188/250 B
D597,905 S *	8/2009	Liu et al.	D12/180	2008/0011562 A1 *	1/2008	Hilbrandt	188/250 B

* cited by examiner

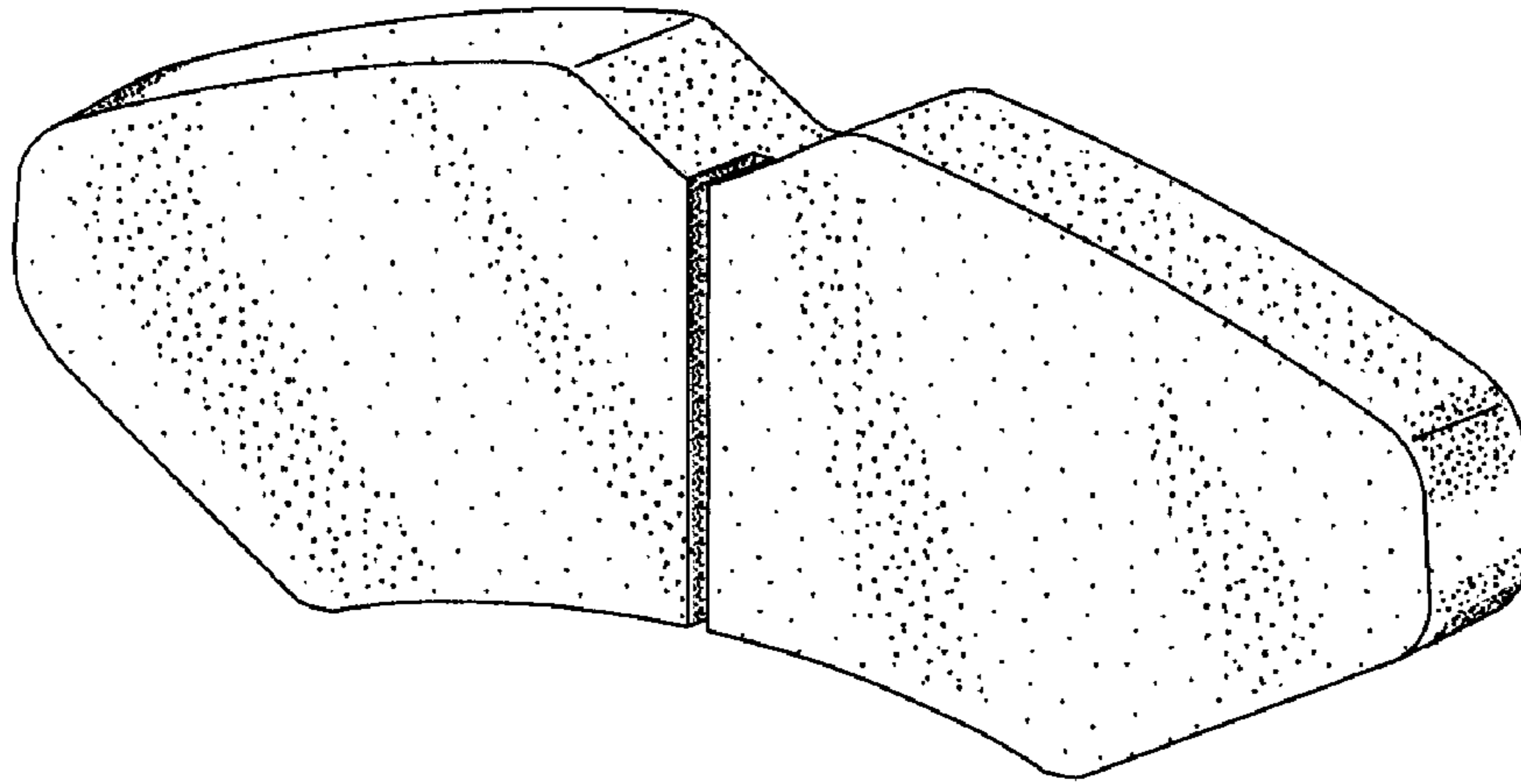


Fig. 1

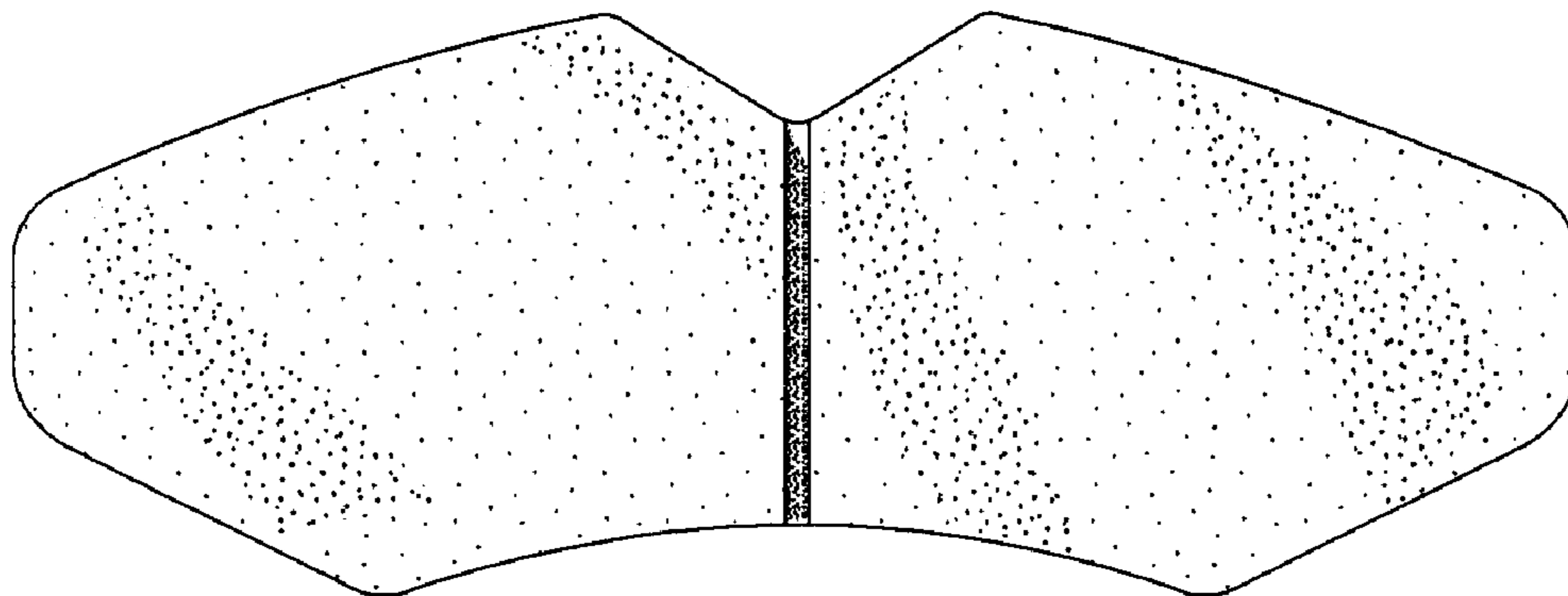


Fig. 2

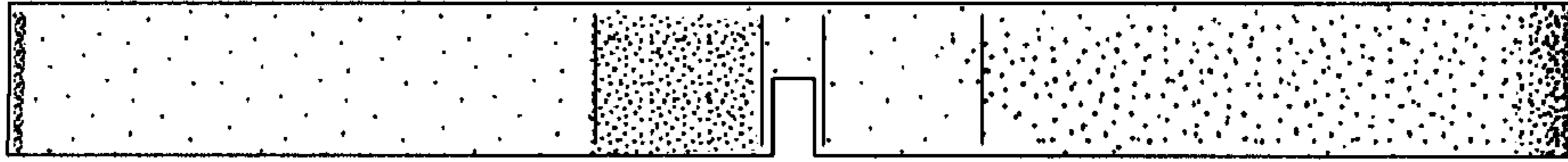


Fig. 3

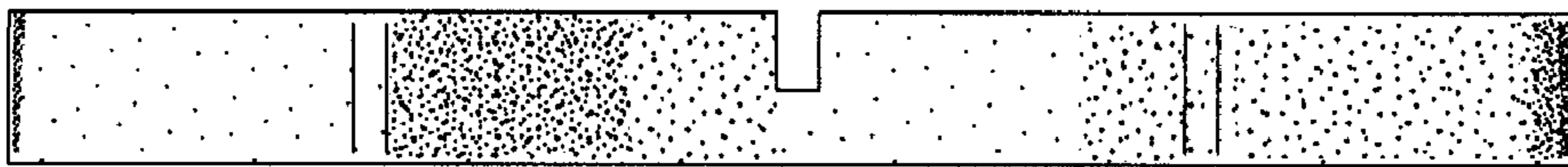


Fig. 4

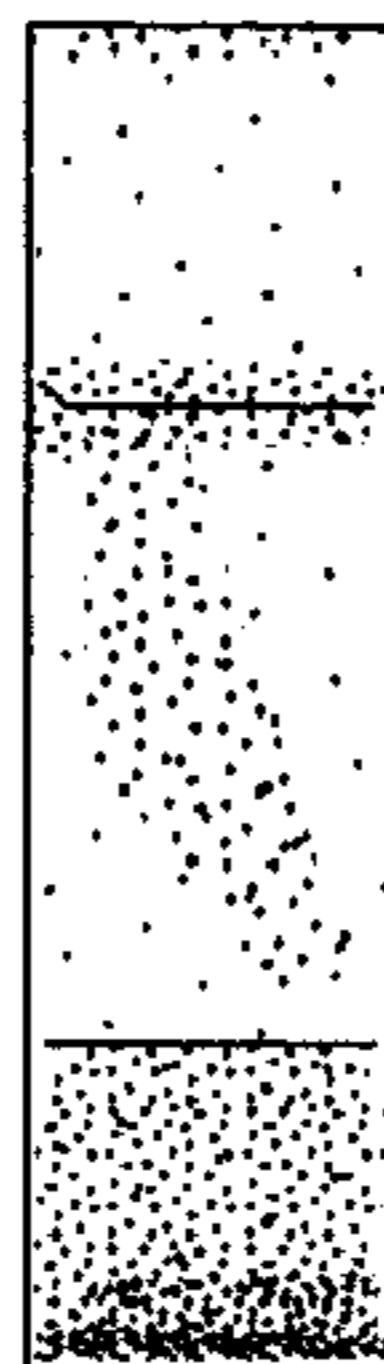


Fig. 5