



US00D617234S

(12) **United States Design Patent**  
**Chan**

(10) **Patent No.:** **US D617,234 S**  
(45) **Date of Patent:** **\*\* Jun. 8, 2010**

(54) **SIDE RELEASE BUCKLE**  
(75) Inventor: **Man Chan**, Hong Kong (CN)

D471,130 S \* 3/2003 Lai ..... D11/216  
D527,308 S \* 8/2006 Buscart ..... D11/216  
D567,710 S \* 4/2008 Kolasa et al. .... D11/216

(73) Assignee: **Nifco (HK) Ltd.** (JP)

\* cited by examiner

(\*\*) Term: **14 Years**

*Primary Examiner*—Ralf Seifert  
(74) *Attorney, Agent, or Firm*—SAIDMAN DesignLaw Group

(21) Appl. No.: **29/352,711**

(22) Filed: **Dec. 23, 2009**

(57) **CLAIM**

(30) **Foreign Application Priority Data**  
Jul. 2, 2009 (CN) ..... 2009 3 0188246

The ornamental design for a side release buckle, as shown and described.

(51) **LOC (9) Cl.** ..... **02-07**  
(52) **U.S. Cl.** ..... **D11/216**  
(58) **Field of Classification Search** ..... D11/1-2,  
D11/200-201, 203-206, 210, 212, 214-219,  
D11/222, 224, 226; 24/163 R, 169-171,  
24/173, 177-179, 191, 194-195, 197, 200  
See application file for complete search history.

**DESCRIPTION**


FIG. 1 is a front view of a side release buckle showing my new design;  
FIG. 2 is a rear view thereof;  
FIG. 3 is a top view thereof;  
FIG. 4 is a bottom view thereof;  
FIG. 5 is a left-side view thereof;  
FIG. 6 is a right-side view thereof; and,  
FIG. 7 is a perspective view thereof.

(56) **References Cited**

**U.S. PATENT DOCUMENTS**

D402,589 S \* 12/1998 Lundstedt ..... D11/216  
5,926,928 A \* 7/1999 Lundstedt ..... 24/625

**1 Claim, 3 Drawing Sheets**






Fig 1




Fig 2




Fig 3




Fig 4




Fig 5




Fig 6



Fig 7