



US00D617230S

(12) **United States Design Patent**
Johnson

(10) **Patent No.:** **US D617,230 S**
(45) **Date of Patent:** **** Jun. 8, 2010**

(54) **DECORATIVE NECKLACE**

(76) **Inventor:** **Martha Aurora Johnson**, 2404
Foxglove Dr., Monterey Park, CA (US)
91755

(**) **Term:** **14 Years**

(21) **Appl. No.:** **29/350,785**

(22) **Filed:** **Nov. 23, 2009**

(51) **LOC (9) Cl.** **11-01**

(52) **U.S. Cl.** **D11/3**

(58) **Field of Classification Search** D11/1-26,
D11/29, 43-45; D99/25-27; 63/3, 3.1, 3.2,
63/15, 4, 4.1, 4.2

See application file for complete search history.

(56) **References Cited**

U.S. PATENT DOCUMENTS

D177,813 S *	5/1956	Jermyn	D11/83
D203,059 S *	11/1965	Maroun	D11/7
D307,501 S *	4/1990	Abel	D99/26
D459,856 S *	7/2002	Ghirelli	D99/26
D507,689 S *	7/2005	Schmitt	D99/26
D517,443 S *	3/2006	Dennis	D11/14

D580,811 S *	11/2008	Bulgari	D11/16
7,594,330 B2 *	9/2009	Momjian	63/4
2002/0095952 A1 *	7/2002	Kelly	63/3

* cited by examiner

Primary Examiner—Cathron C Brooks

Assistant Examiner—Melanie Levy

(74) *Attorney, Agent, or Firm*—Kelly Lowry & Kelley, LLP

(57) **CLAIM**

The ornamental design for a decorative necklace, as shown.

DESCRIPTION

FIG. 1 is a top, front, and left-side perspective view of a decorative necklace embodying my new design;

FIG. 2 is a top plan thereof;

FIG. 3 is a bottom plan view thereof;

FIG. 4 is a left-side elevational view thereof;

FIG. 5 is a right-side elevational view thereof;

FIG. 6 is a front elevational view thereof; and,

FIG. 7 is a rear elevational view thereof.

1 Claim, 2 Drawing Sheets

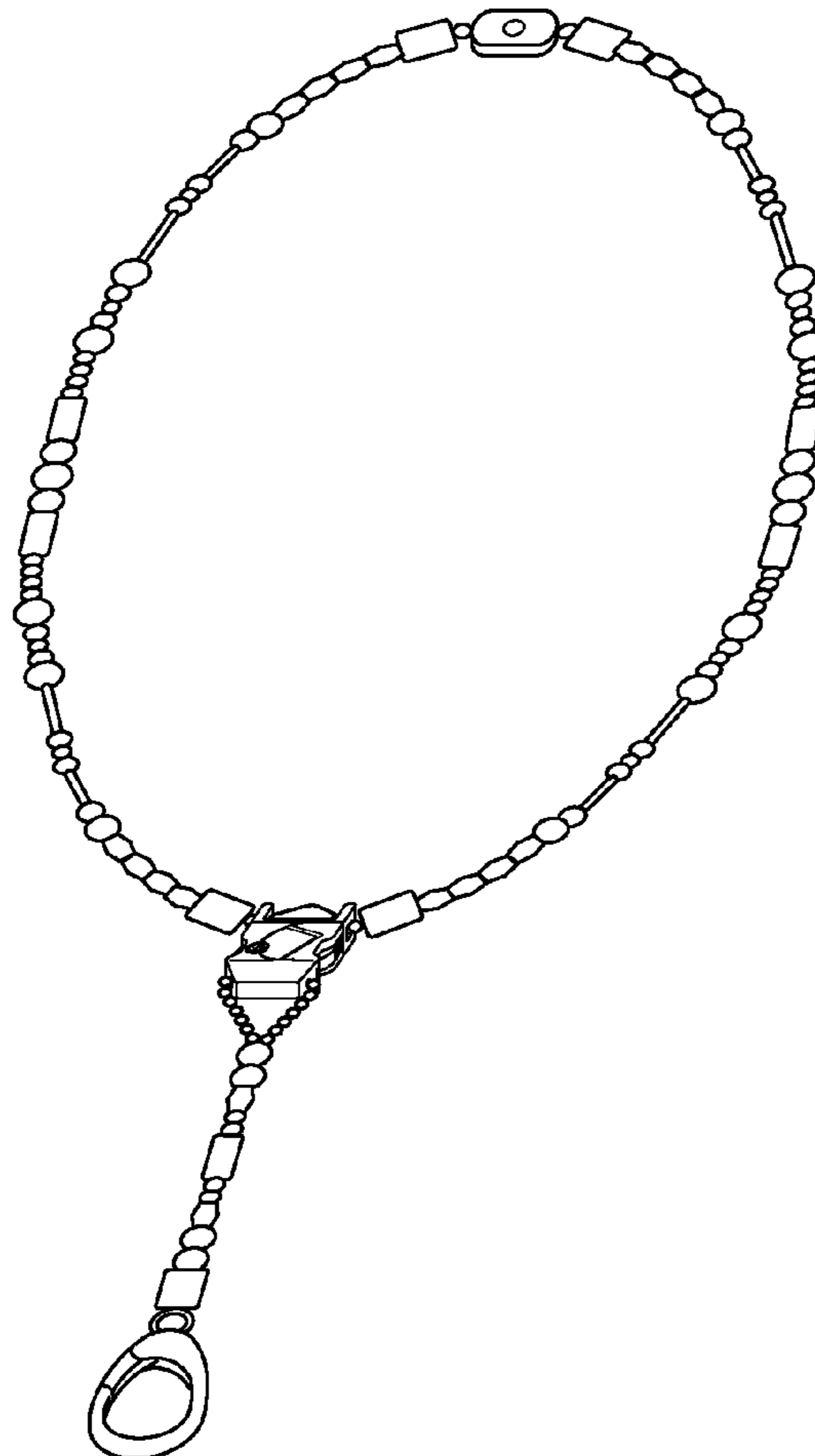




FIG. 1



FIG. 2

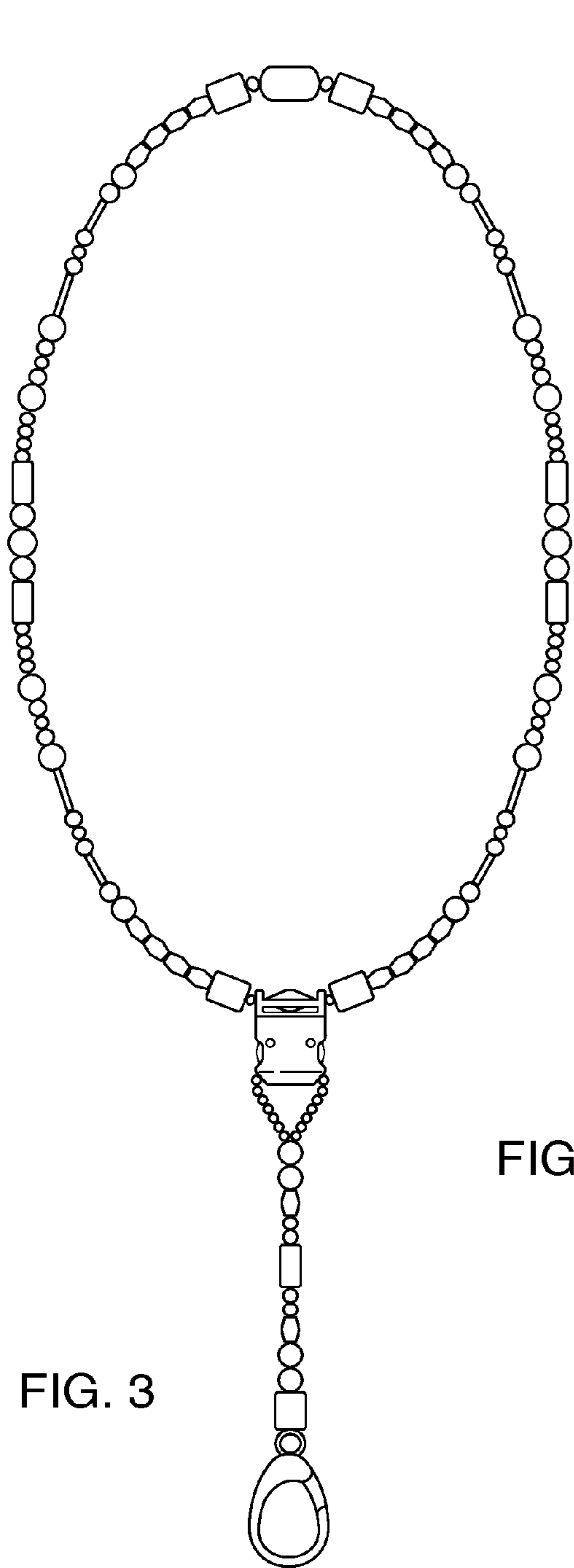


FIG. 3

FIG. 4



FIG. 5

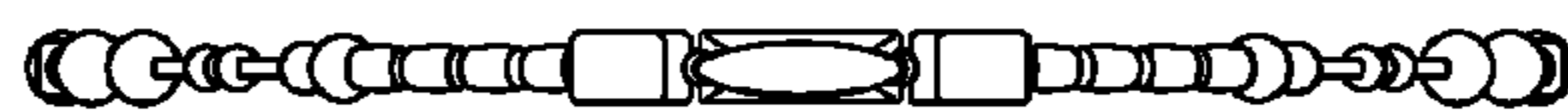


FIG. 6




FIG. 7