



US00D617215S

(12) **United States Design Patent**  
**Arnold**

(10) **Patent No.:** **US D617,215 S**

(45) **Date of Patent:** **\*\* Jun. 8, 2010**

(54) **CRIB BOARD**

(76) **Inventor:** **Raymond Arnold**, 434-1909 Salton Rd.,  
Abbotsford, BC (CA) V2S 5B6

(\*\*) **Term:** **14 Years**

(21) **Appl. No.:** **29/347,043**

(22) **Filed:** **Sep. 2, 2009**

(51) **LOC (9) Cl.** ..... **21-01**

(52) **U.S. Cl.** ..... **D10/46.1**

(58) **Field of Classification Search** ..... D10/46,  
D10/46.1; 116/222-225, 325; 235/90, 1 B,  
235/1 C, 1 D; 273/236, 459, 148 R  
See application file for complete search history.

(56) **References Cited**

**U.S. PATENT DOCUMENTS**

2,017,479	A *	10/1935	Terkelsen	.....	273/282.1
D136,008	S *	7/1943	Brooks	.....	D10/46.1
2,391,262	A *	12/1945	Monks	.....	244/142
2,416,073	A *	2/1947	Smely	.....	210/370
D251,078	S *	2/1979	Eriksen	.....	D10/46.1
D263,061	S *	2/1982	Lease	.....	D10/46.1

D291,418	S *	8/1987	Cormier	.....	D10/46.1
D311,870	S *	11/1990	Voorhees	.....	D10/46.1
D376,324	S *	12/1996	McMann et al.	.....	D10/46.1
5,590,883	A *	1/1997	Brewer	.....	273/249
D416,500	S *	11/1999	Church	.....	D10/46.1
D521,397	S *	5/2006	Willmarth	.....	D10/46.1

\* cited by examiner

*Primary Examiner*—Prabhakar Deshmukh

(57) **CLAIM**

The ornamental design for a crib board, as shown.

**DESCRIPTION**

FIG. 1 is a front elevational view of a crib board showing my design;

FIG. 2 is a right side elevational view thereof;

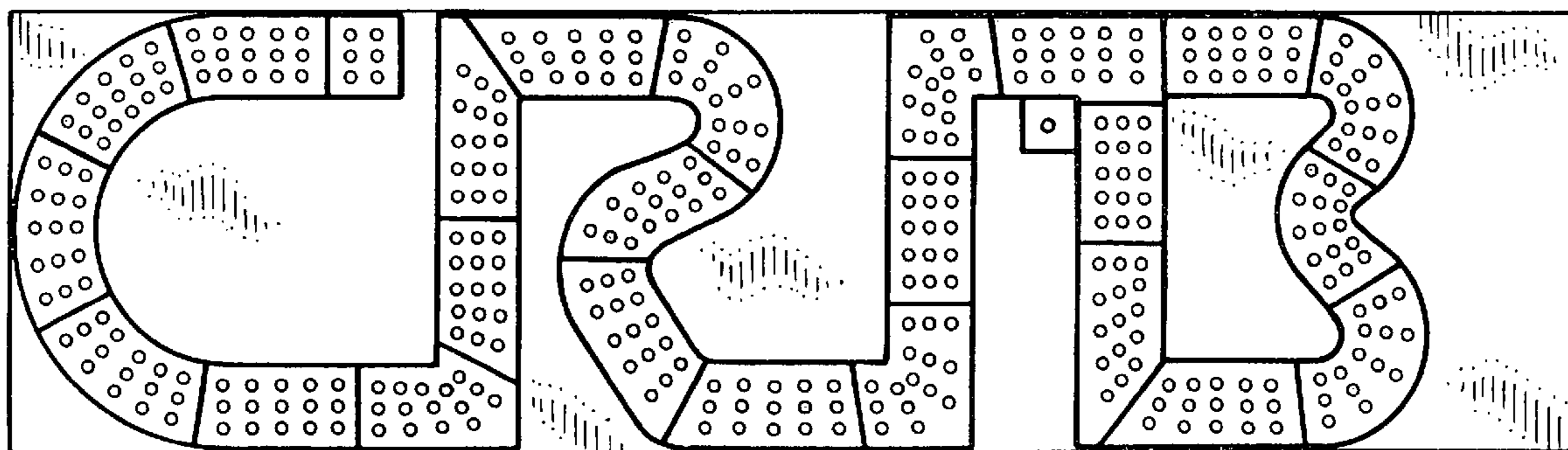
FIG. 3 is a rear elevational view thereof;

FIG. 4 is a left side elevational view thereof;

FIG. 5 is a left side elevational view thereof; and,

FIG. 6 is a right side elevational view thereof.

**1 Claim, 2 Drawing Sheets**



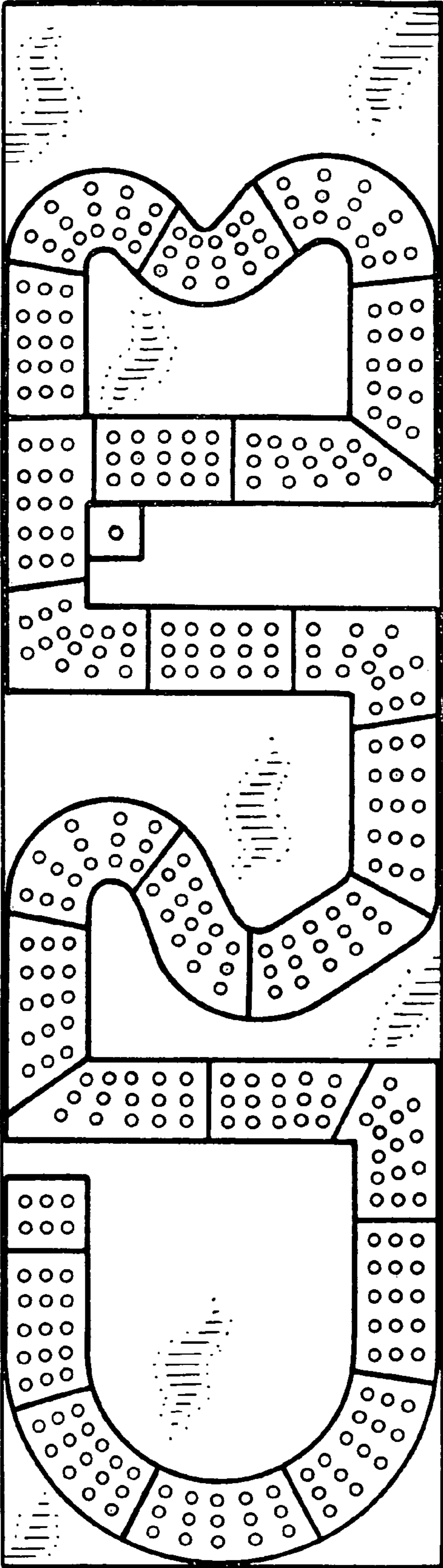


FIG. 1




FIG. 2




FIG. 3

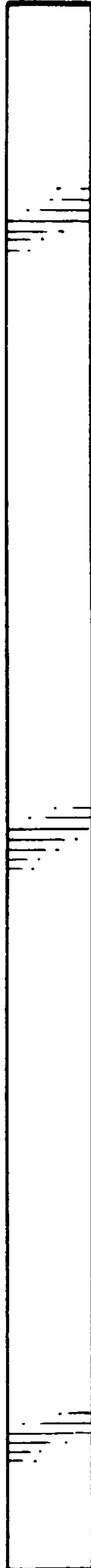


FIG. 4



FIG. 5

FIG. 6