



US00D617205S

(12) **United States Design Patent**
Hernandez

(10) **Patent No.:** **US D617,205 S**
(45) **Date of Patent:** **** Jun. 8, 2010**

(54) **PACKAGING ARRANGEMENT FOR ARTICLE OF CLOTHING**

(75) Inventor: **Rachelle L Hernandez**, Kansas City, MO (US)

(73) Assignee: **Simply Fabowlous, LLC**, Kansas City, MO (US)

(**) Term: **14 Years**

(21) Appl. No.: **29/305,645**

(22) Filed: **Mar. 25, 2008**

(51) **LOC (9) Cl.** **09-03**

(52) **U.S. Cl.** **D9/661; D9/715; D9/499; D2/999; D11/117; D11/184**

(58) **Field of Classification Search** D9/631, D9/635, 655-664, 670, 702-706, 711, 713, D9/715-722, 434, 414, 415, 418, 419, 436, D9/439, 441, 444, 445, 451, 499; D2/730, D2/762-769, 784, 785, 787, 789, 790, 792, D2/795, 810, 813, 818, 819, 821, 865, 895, D2/896-900, 921, 941, 946, 976, 980, 605, D2/606, 608, 609, 999; D4/127, 137, 131; D11/117, 120, 125, 130, 142, 164, 184; D21/400; D28/5, 6, 8, 39-43, 63, 79, 84, D28/90, 91; D32/40, 42, 45, 50-52; 206/581, 206/278-299, 423, 457, 458, 775, 779, 494, 206/823; 428/4, 5, 7, 17, 23-27; 229/116.1, 229/116.5, 87.03, 87.06, 87.08, 87.15-87.19, 229/904.1, 922; 132/273, 275
See application file for complete search history.

(56) **References Cited**

U.S. PATENT DOCUMENTS

875,398	A *	12/1907	Willis	383/22
2,257,154	A *	9/1941	Bleyer	428/4
D205,056	S *	6/1966	Emmet et al.	D2/865
3,336,618	A *	8/1967	Day	15/229.11
3,515,332	A *	6/1970	Smith	229/149
3,575,774	A *	4/1971	Vest	428/23
3,908,822	A *	9/1975	Giberstein	206/278

D294,009	S *	2/1988	Lazar	D9/715
4,919,980	A *	4/1990	Pirkey	428/4
D342,693	S *	12/1993	Kozma	D11/117
D355,868	S *	2/1995	Brooks	D11/117
5,529,395	A *	6/1996	French	383/75
5,560,070	A *	10/1996	Reaume	15/210.1

(Continued)

Primary Examiner—Catherine Tuttle

(74) *Attorney, Agent, or Firm*—Shook, Hardy & Bacon, L.L.P.

(57) **CLAIM**

The ornamental design for a packaging arrangement for article of clothing, as shown and described.

DESCRIPTION

FIG. 1 is a perspective view of a packaging arrangement for article of clothing showing my new design;

FIG. 2 is a front view of the packaging arrangement shown in FIG. 1;

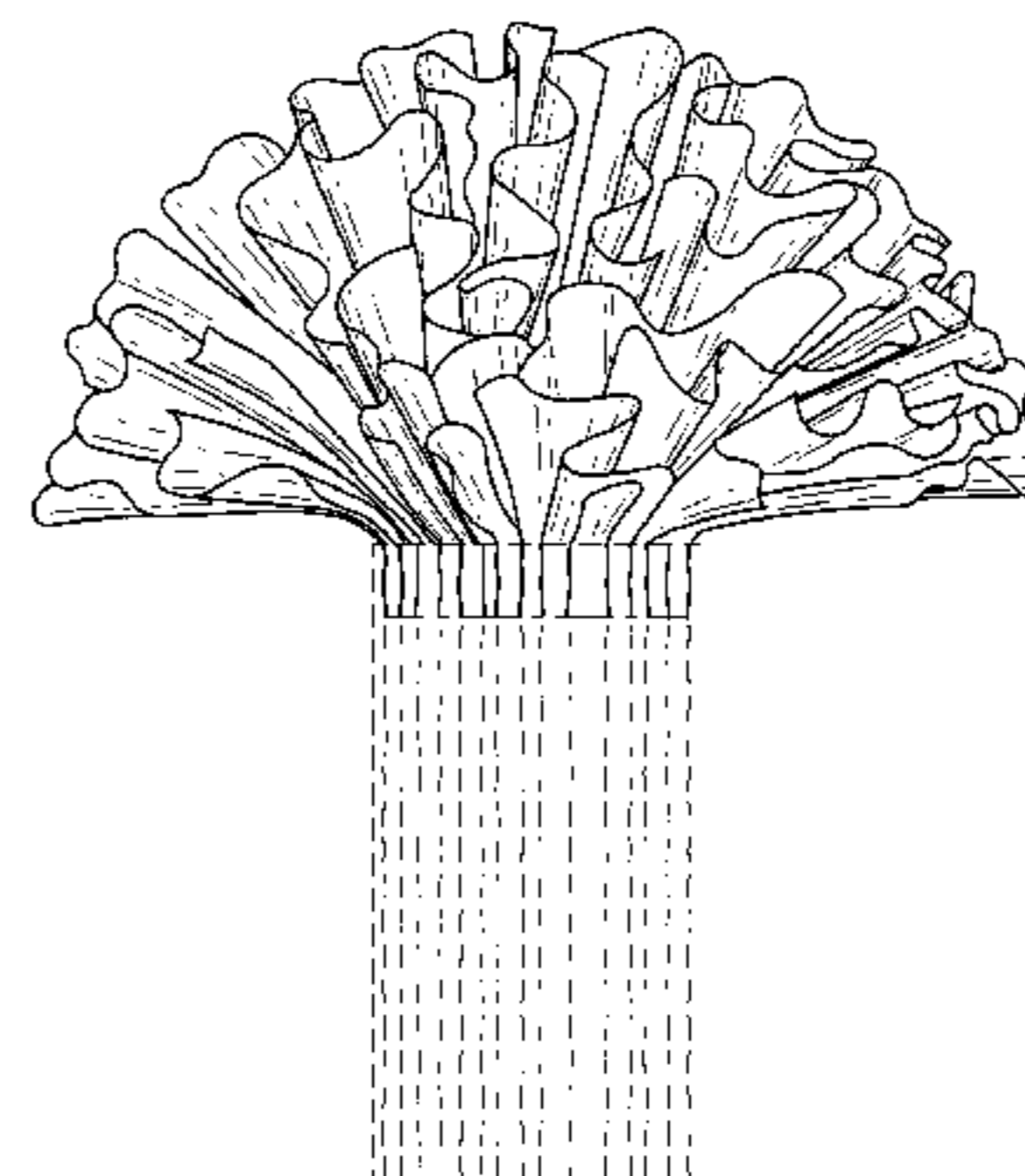
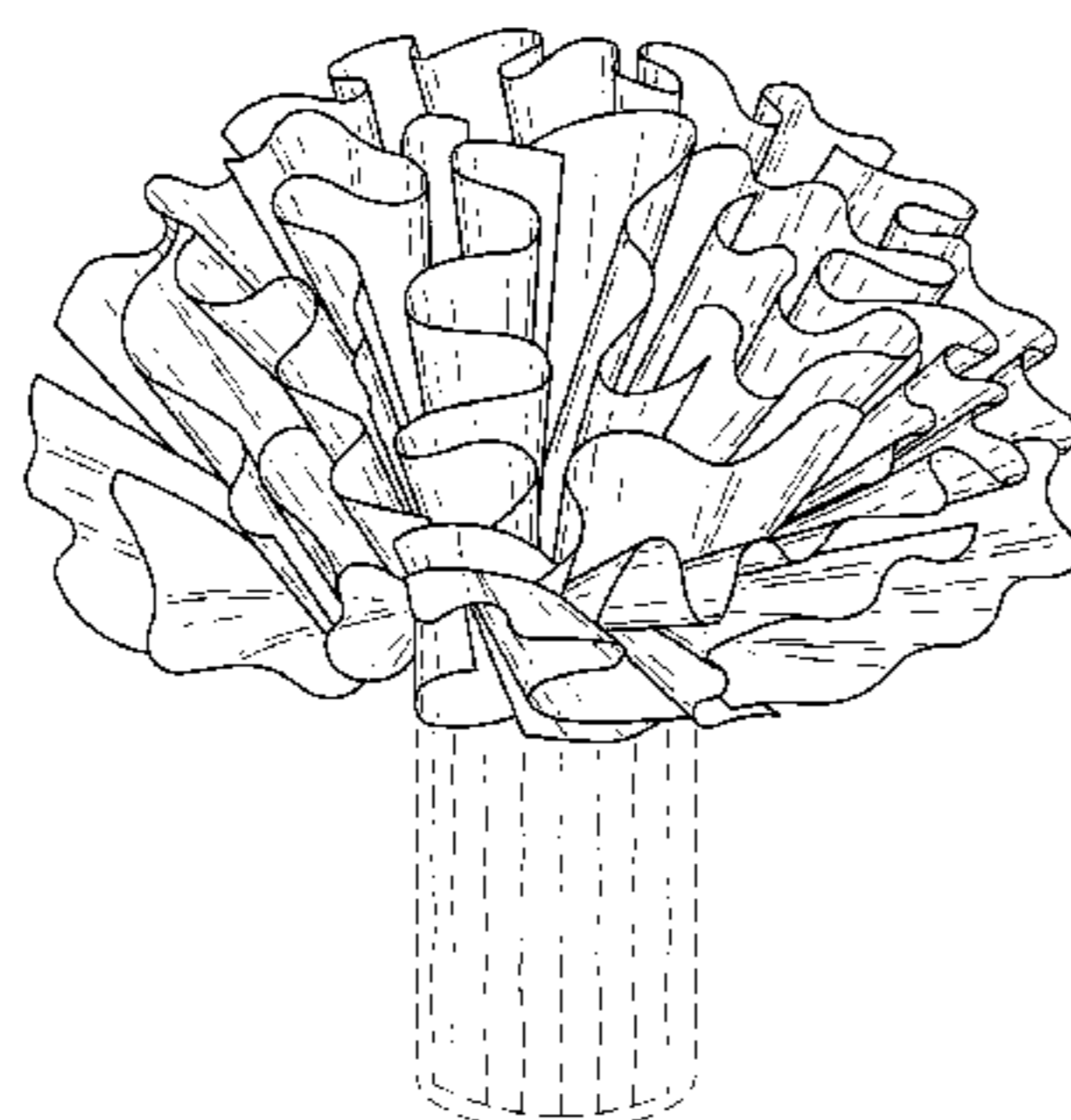
FIG. 3. is a bottom view of the packaging arrangement shown in FIG. 1;

FIG. 4. is a top view of the packaging arrangement shown in FIG. 1; and,

FIG. 5 is a front elevation of the packaging arrangement shown in FIG. 1 with an additional item shown in broken lines to illustrate how the design might be used in the context of a simulated bouquet.

The broken lines shown in the drawings are included for the purpose of illustrating portions of the packaging arrangement and an exemplary environmental item that form no part of the claimed design.

1 Claim, 3 Drawing Sheets



US D617,205 S

Page 2

U.S. PATENT DOCUMENTS

5,683,769 A *	11/1997	Cheng	428/35.2	6,957,924 B1 *	10/2005	McMeekin et al.	401/201
D416,790 S *	11/1999	Bertozzi et al.	D9/706	2007/0039849 A1 *	2/2007	Rodriguez	206/457
6,074,712 A *	6/2000	Ramirez	428/4	* cited by examiner				

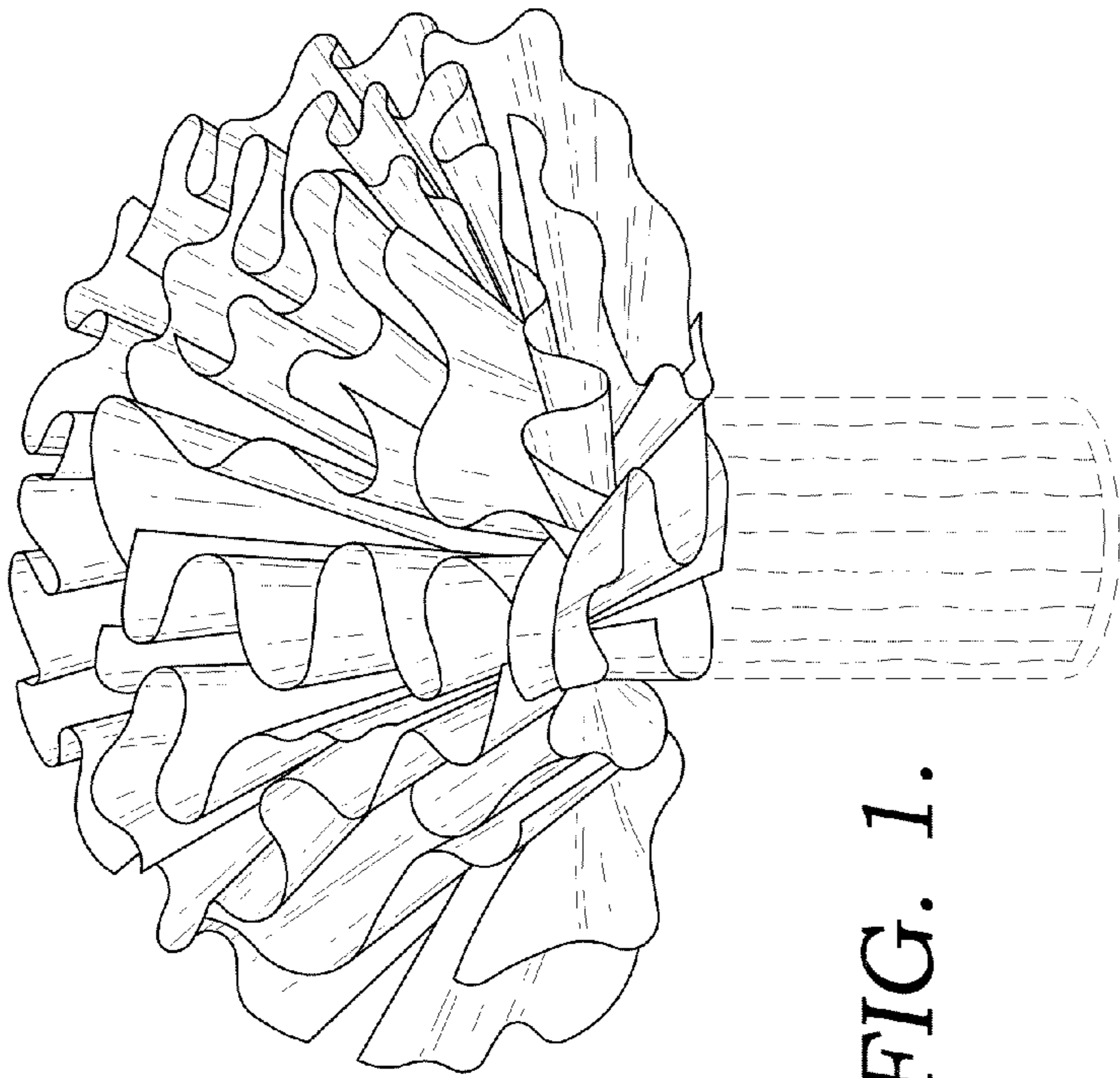


FIG. 1.

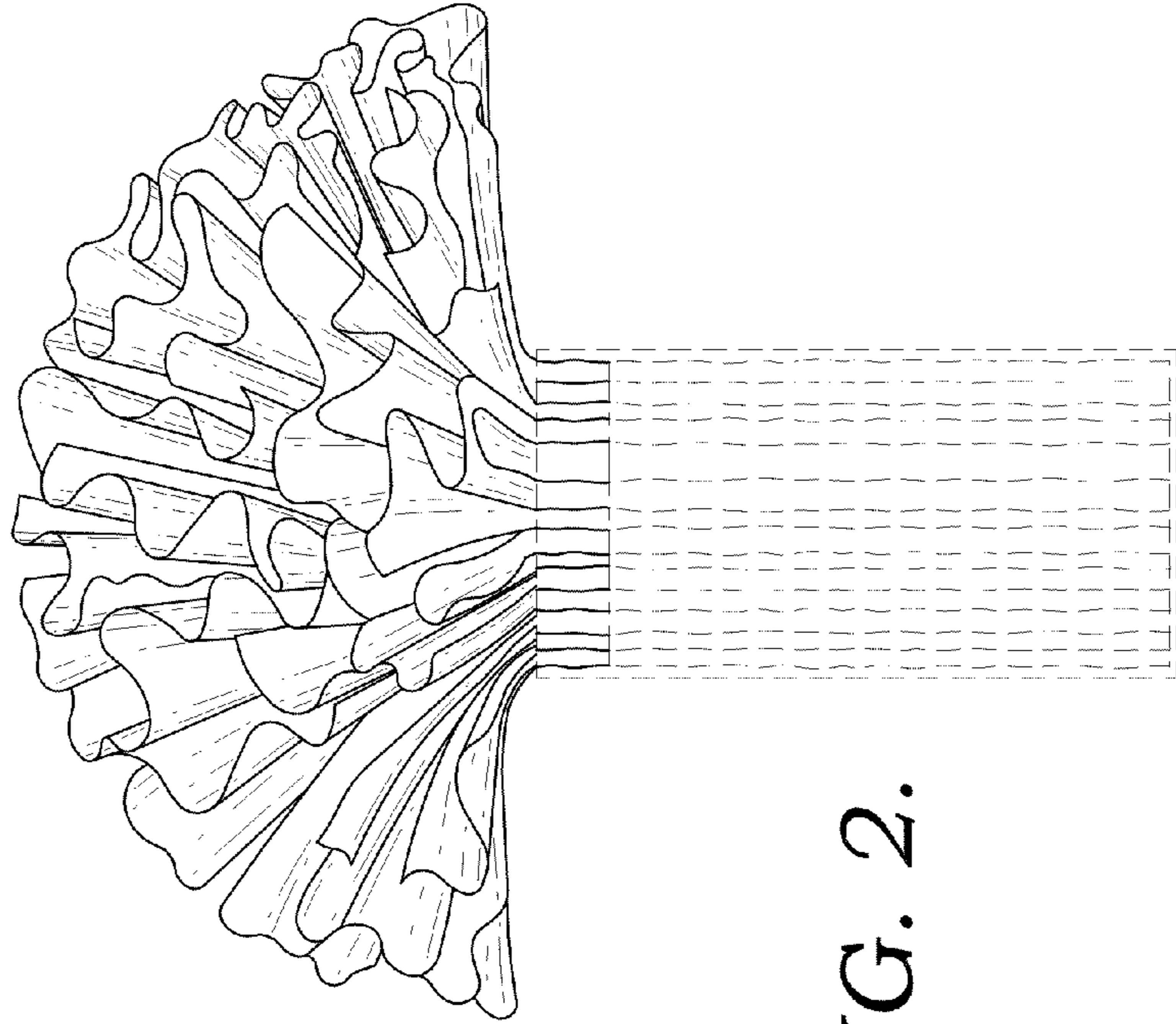


FIG. 2.




FIG. 3.

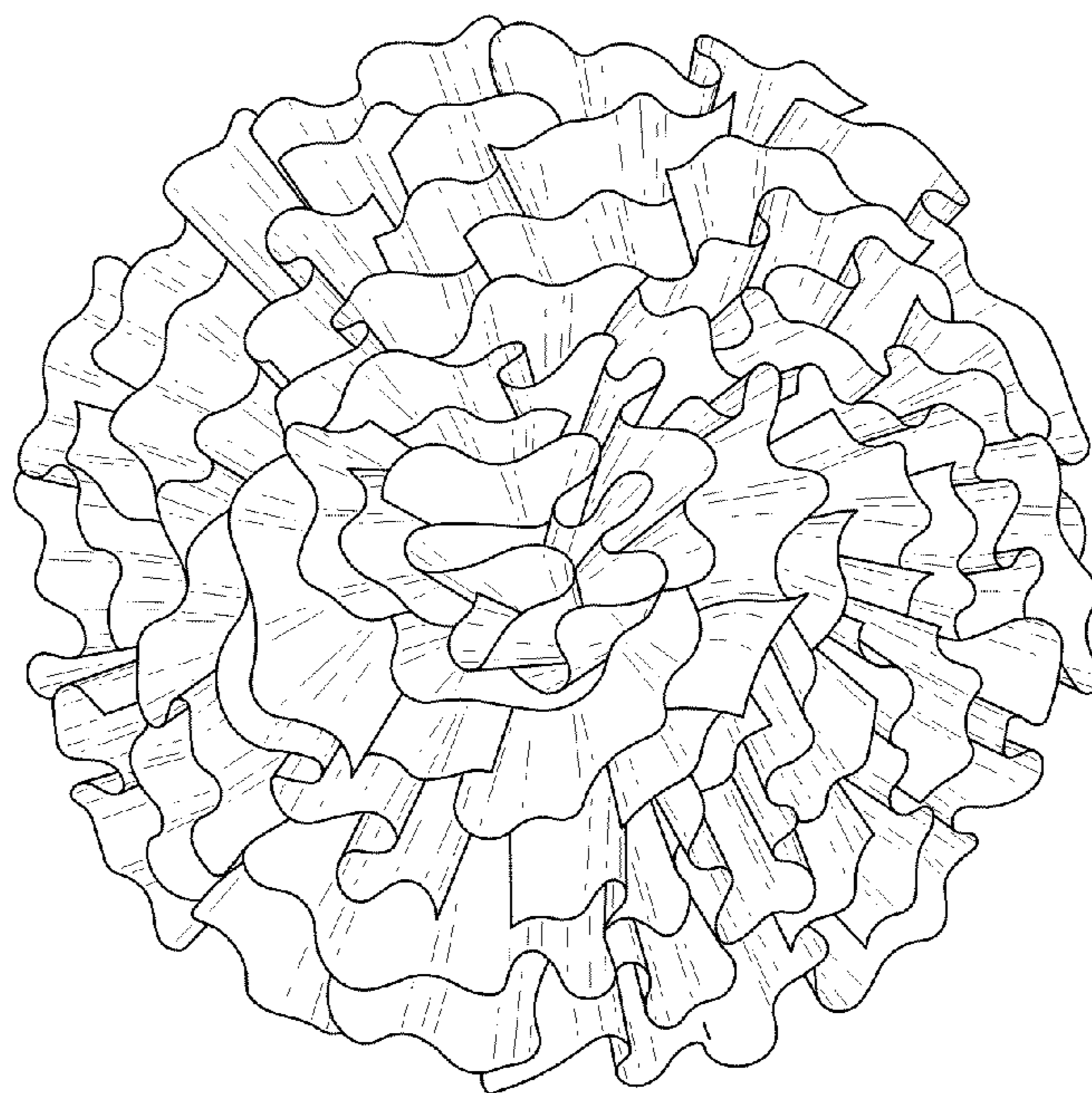


FIG. 4.

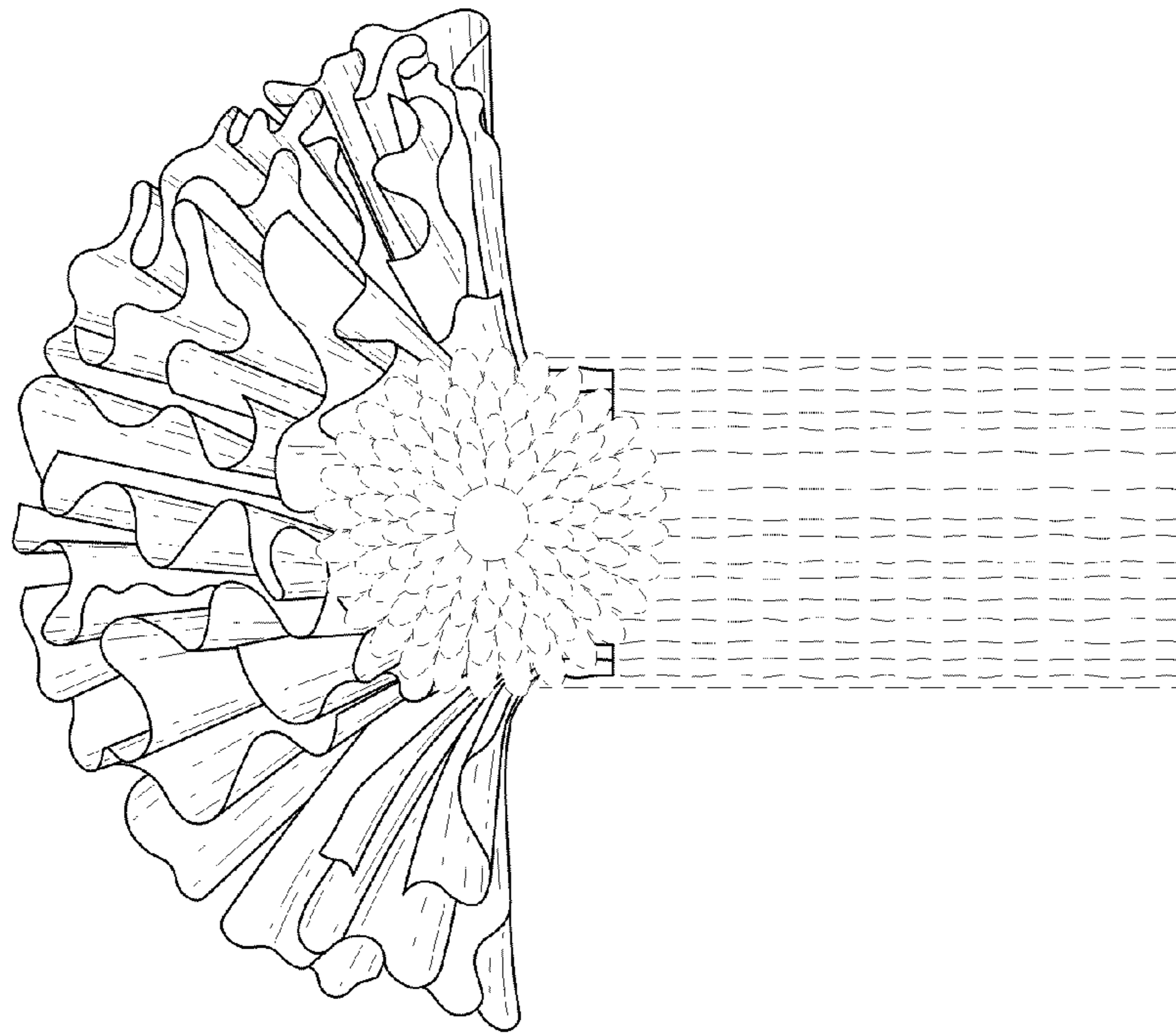


FIG. 5.