



US00D617200S

(12) **United States Design Patent**
Goldburt

(10) **Patent No.:** **US D617,200 S**
(45) **Date of Patent:** **** Jun. 8, 2010**

(54) **CONTAINER FOR BEVERAGES**

(76) **Inventor:** **Tim Goldburt**, 440 Saw Mill River Rd.,
Ardsley, NY (US) 10502

(**) **Term:** **14 Years**

(21) **Appl. No.:** **29/316,573**

(22) **Filed:** **Oct. 13, 2009**

(51) **LOC (9) Cl.** **09-01**

(52) **U.S. Cl.** **D9/540**

(58) **Field of Classification Search** D9/516,
D9/530, 537, 540, 545, 549; 215/383-384
See application file for complete search history.

(56) **References Cited**

U.S. PATENT DOCUMENTS

D20,656	S	*	3/1891	Dawes	D9/545
D23,100	S	*	3/1894	Fay et al.	D9/522
D79,958	S	*	11/1929	De Wagner	D9/540
1,770,093	A	*	7/1930	West	215/383 X
D85,487	S	*	11/1931	Meyer	D9/540
4,607,756	A	*	8/1986	Courtman	215/6
D285,903	S	*	9/1986	Courtman	D9/540
D317,123	S	*	5/1991	Colani	D9/540
D318,224	S	*	7/1991	Altobelli	D9/549 X
D436,852	S	*	1/2001	Chan	D9/549 X
D470,770	S	*	2/2003	Machado et al.	D9/548 X
D473,469	S	*	4/2003	Claessen	D9/537
6,945,418	B2	*	9/2005	Guido et al.	215/377

D521,388	S	*	5/2006	Andoh	D9/542
D521,389	S	*	5/2006	Andoh	D9/542
D522,865	S	*	6/2006	Andoh	D9/503
D523,346	S	*	6/2006	Andoh	D9/543
D574,249	S	*	8/2008	Seum et al.	D9/548 X
D596,037	S	*	7/2009	Slubski	D9/537
2004/0026357	A1	*	2/2004	Beck et al.	215/384

* cited by examiner

Primary Examiner—Carol Rademaker

(57) **CLAIM**

The ornamental design for a container for beverages, as shown and described.

DESCRIPTION

FIG. 1 is a top, rear, and right side perspective view of a container for beverages showing my new design;

FIG. 2 is a top plan view thereof;

FIG. 3 is a rear elevational view thereof;

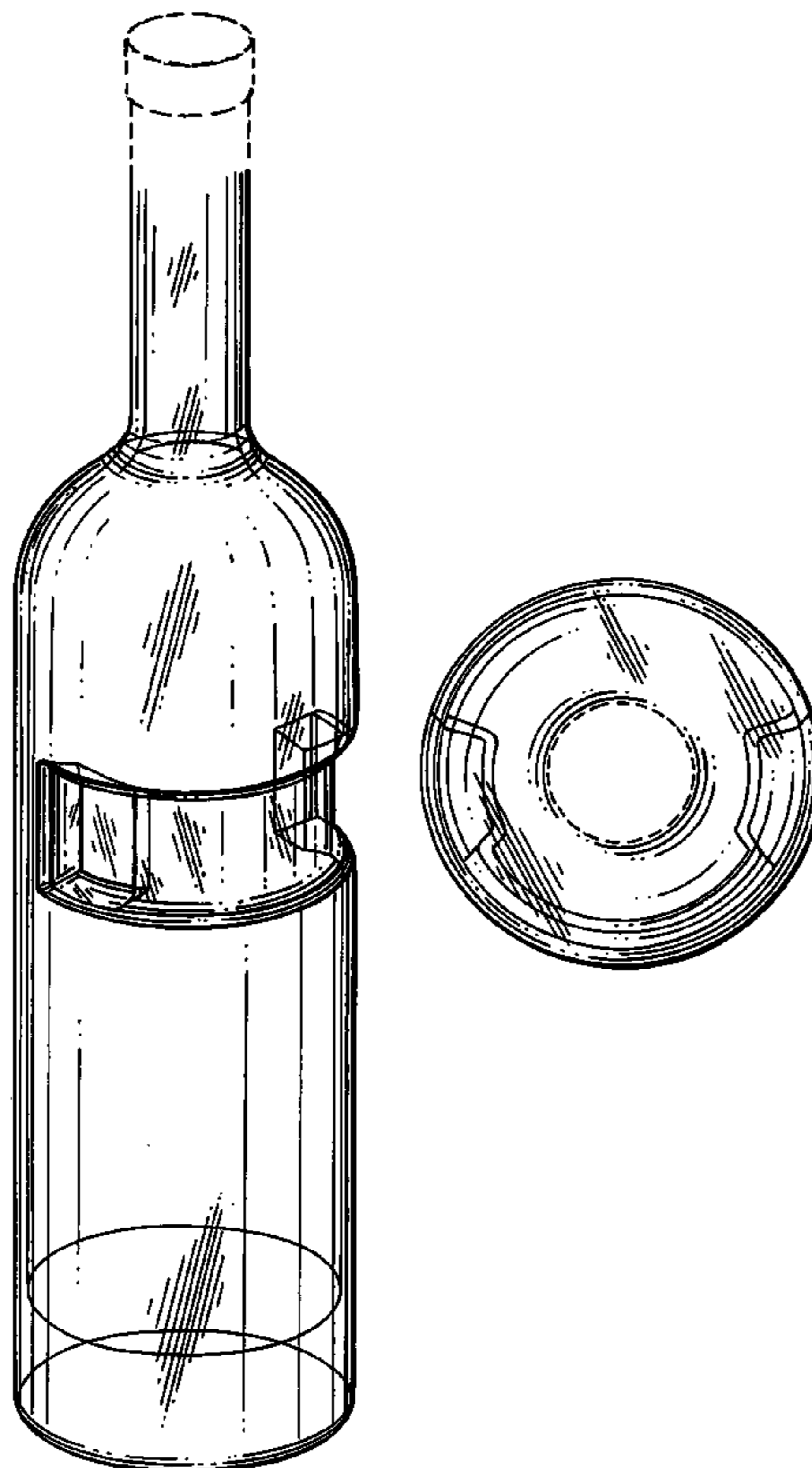
FIG. 4 is a left side elevational view thereof, the right side elevational view being a mirror image;

FIG. 5 is a front elevational view thereof; and,

FIG. 6 is a bottom plan view thereof.

The broken lines shown in the drawing views are included for the purpose of showing environmental structure that forms no part of the claimed design.

1 Claim, 3 Drawing Sheets






FIG. 1

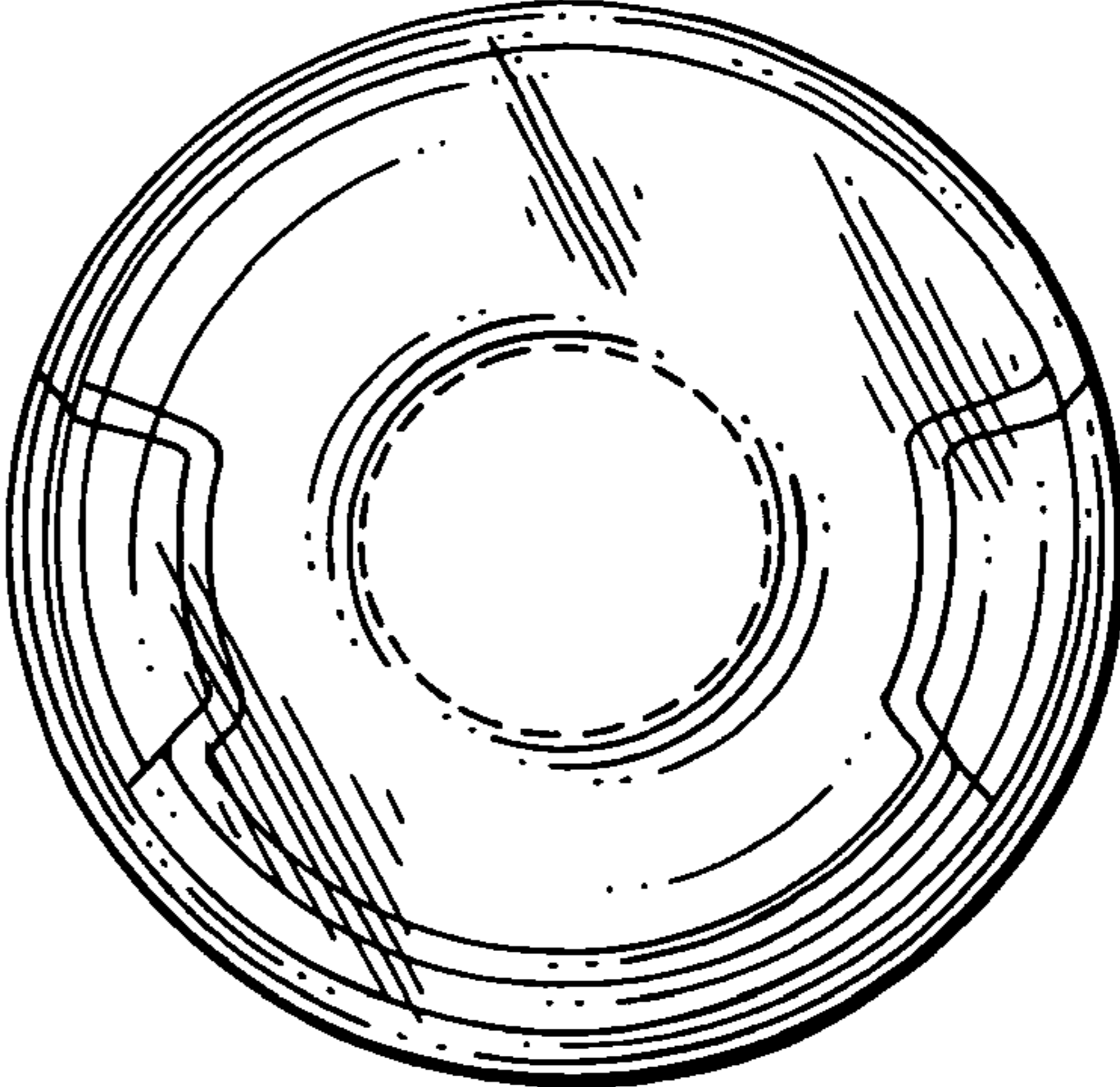


FIG. 2

FIG. 3





FIG. 4



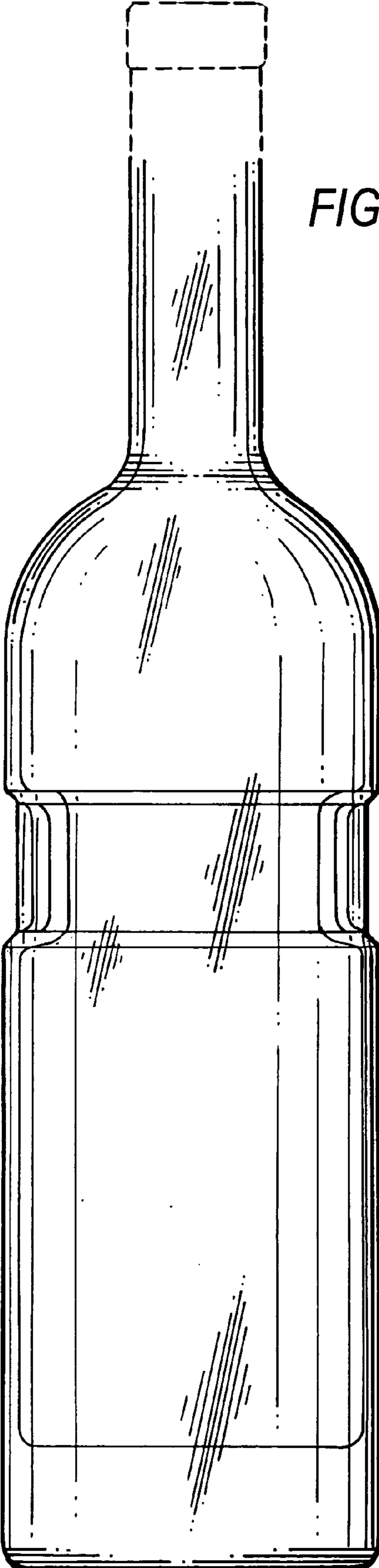


FIG. 5

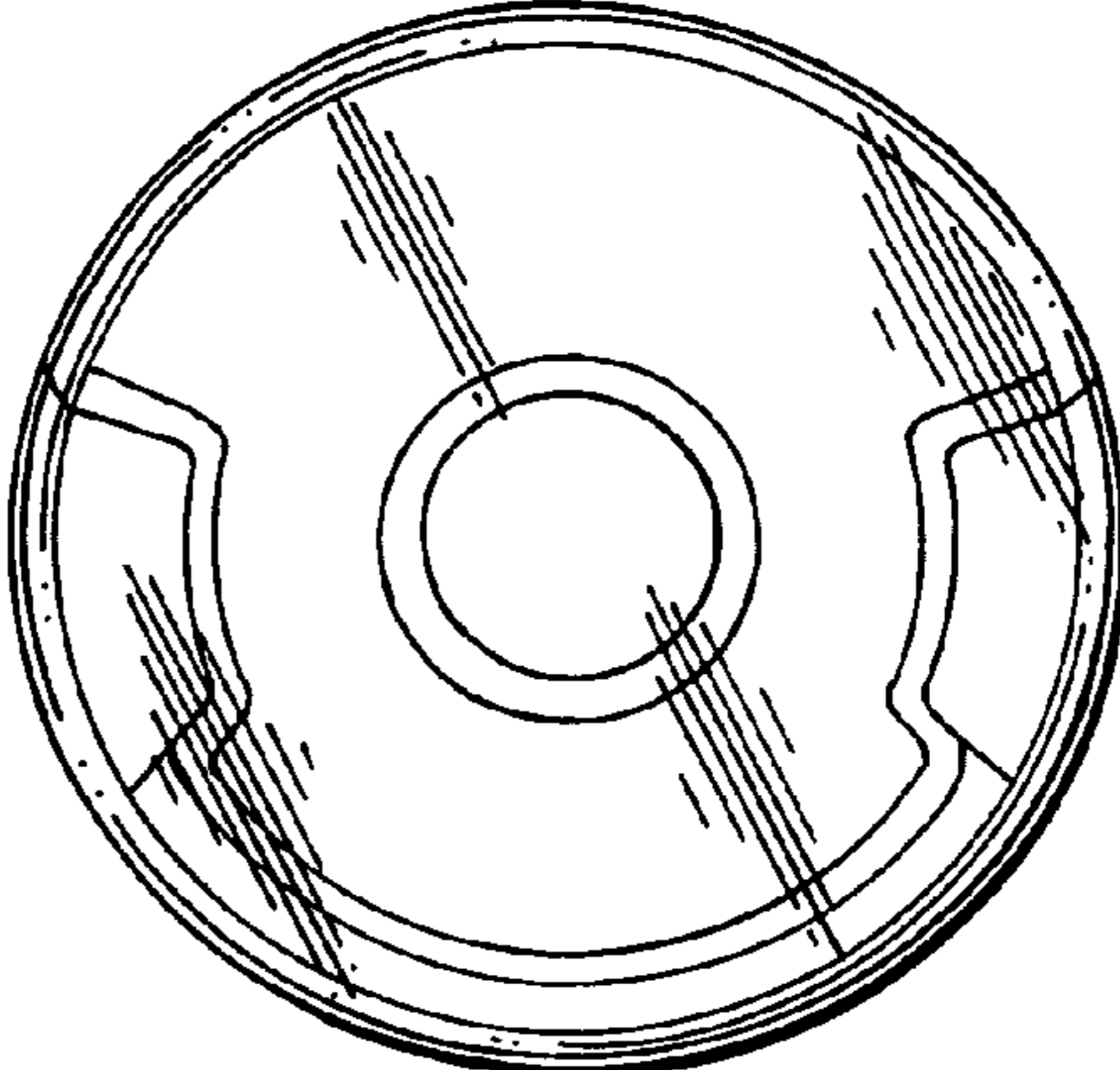


FIG. 6