



US00D617192S

(12) **United States Design Patent**
Casey et al.

(10) **Patent No.:** **US D617,192 S**
(45) **Date of Patent:** **** Jun. 8, 2010**

(54) **CAP FOR A CONTAINER**
(75) Inventors: **Elaine Casey**, New York, NY (US);
Bruce Cummings, New York, NY (US);
Corinne Elstow, Marlborough (GB);
Sam Lucking, Cheltenham (GB); **John Lamb**, Pewsey (GB); **Jeffrey Mayers**,
Ridgefield Park, NJ (US)

D508,202 S 8/2005 Dobson et al.
D554,995 S 11/2007 Saint-Ignan et al.
D581,787 S 12/2008 Davis et al.
D582,767 S * 12/2008 Batton et al. D9/447
2003/0029890 A1 * 2/2003 Olechowski et al. 222/525

(73) Assignee: **Colgate-Palmolive Company**, New York, NY (US)

(**) Term: **14 Years**

(21) Appl. No.: **29/341,147**

(22) Filed: **Jul. 31, 2009**

(51) **LOC (9) Cl.** **09-07**

(52) **U.S. Cl.** **D9/453; D9/454**

(58) **Field of Classification Search** D9/708,
D9/709, 705, 629, 454, 453, 452, 451, 447,
D9/445, 443, 439, 438, 435; D7/571, 567,
D7/354; D24/224, 197; 222/566, 525; 220/288;
215/329, 328, 256, 252, 238, 222; 116/308

See application file for complete search history.

(56) **References Cited**

U.S. PATENT DOCUMENTS

D181,629 S * 12/1957 Cochran D9/453
D183,622 S * 9/1958 Libert D9/447
D192,456 S * 3/1962 Newport D9/453
D198,598 S * 7/1964 Milenkevich D9/447
D205,425 S * 8/1966 Porter D9/447
D214,263 S * 5/1969 McConnell D9/450
D267,397 S * 12/1982 Mitchell D9/444
D268,567 S 4/1983 Kojima
D289,379 S * 4/1987 DeVaughn D9/452
D293,213 S * 12/1987 Crapser D9/418
D296,672 S * 7/1988 Bouthillier D9/436
H803 H * 8/1990 Sherrington D9/435
D396,638 S * 8/1998 Demarest D9/448
D453,472 S * 2/2002 Kwong D9/447
D495,599 S * 9/2004 Biesecker D9/435
D503,886 S 4/2005 Biesecker

FOREIGN PATENT DOCUMENTS

EM 000249677-0001 A1 1/2005
EM 000249677-0002 A1 1/2005
EM 000249677-0003 A1 1/2005
EM 000249677-0004 A1 1/2005
EM 000249677-0005 A1 1/2005
EM 000249677-0006 A1 1/2005
EM 000249677-0007 A1 1/2005

(Continued)

Primary Examiner—Susan Bennett Hattan
(74) *Attorney, Agent, or Firm*—Amy M. Fernandez

(57) **CLAIM**

The ornamental design for a cap for a container, as shown and described.

DESCRIPTION

FIG. 1 is a top perspective view of a cap for a container according to the new design:

FIG. 2 is a front view thereof, the rear view being identical to the front view:

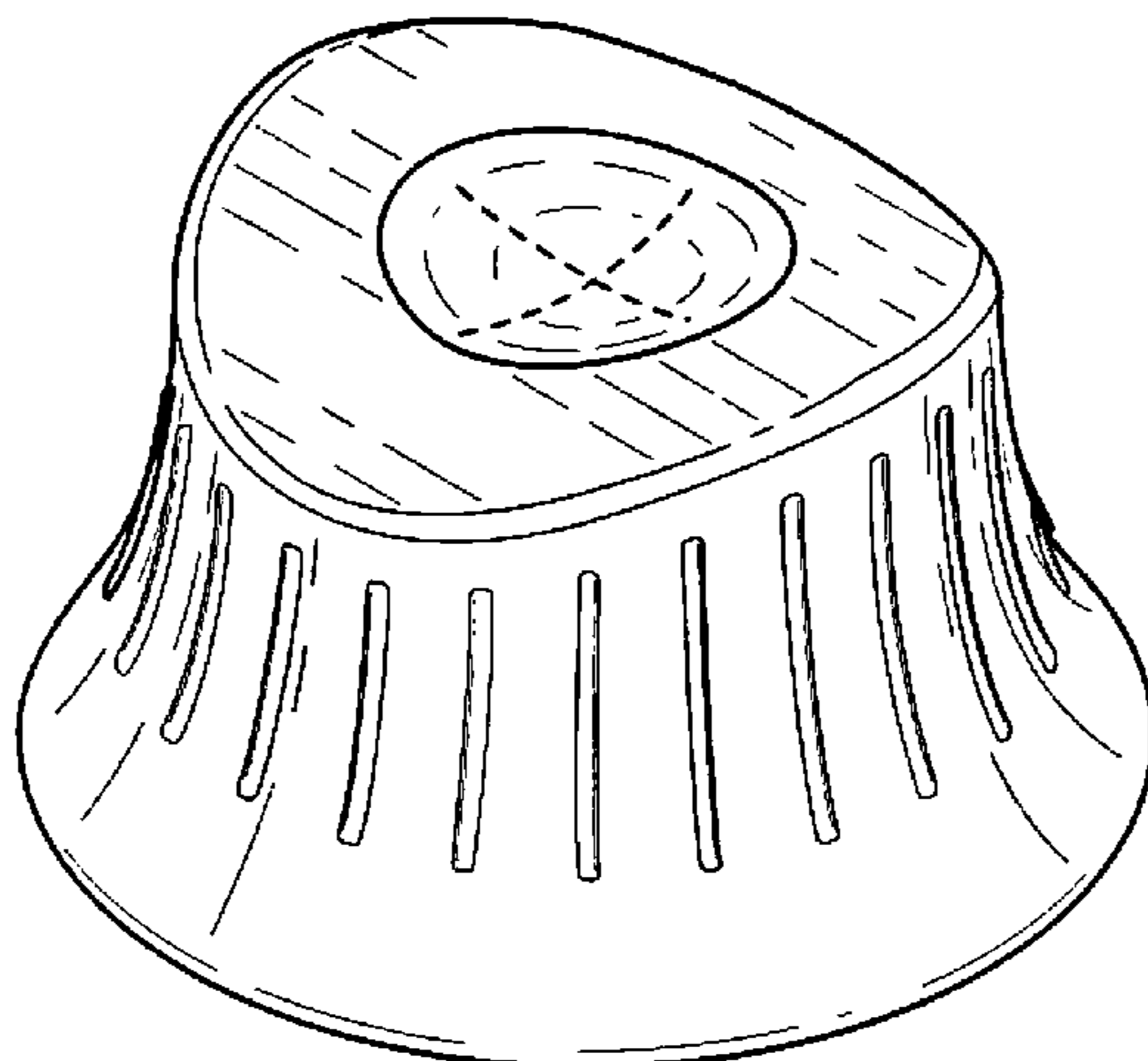
FIG. 3 is a right side view thereof, the left side view being identical to the right side view;

FIG. 4 is a top view thereof; and,

FIG. 5 is a bottom view thereof.

All broken lines shown in the drawings are for environmental purposes only and form no part of the claimed design.

1 Claim, 3 Drawing Sheets



US D617,192 S

Page 2

FOREIGN PATENT DOCUMENTS

EM	000249677-0008	A1	1/2005	EM	000979802-0001	A1	8/2008
EM	000641055-0001	A1	1/2007	EM	000979802-0002	A1	8/2008
EM	000641055-0002	A1	1/2007	EM	000979802-0003	A1	8/2008
EM	000751920-0001	A1	7/2007	EM	001065536-0001	A1	2/2009
EM	000751920-0002	A1	7/2007	EM	001065536-0002	A1	2/2009
EM	000975370-0001	A1	8/2008	EM	001103899-0001	A1	4/2009
EM	000975370-0002	A1	8/2008	EM	001103899-0002	A1	4/2009
EM	000975370-0003	A1	8/2008	EM	001103899-0003	A1	4/2009
EM	000975370-0004	A1	8/2008	EM	001103899-0004	A1	4/2009

* cited by examiner

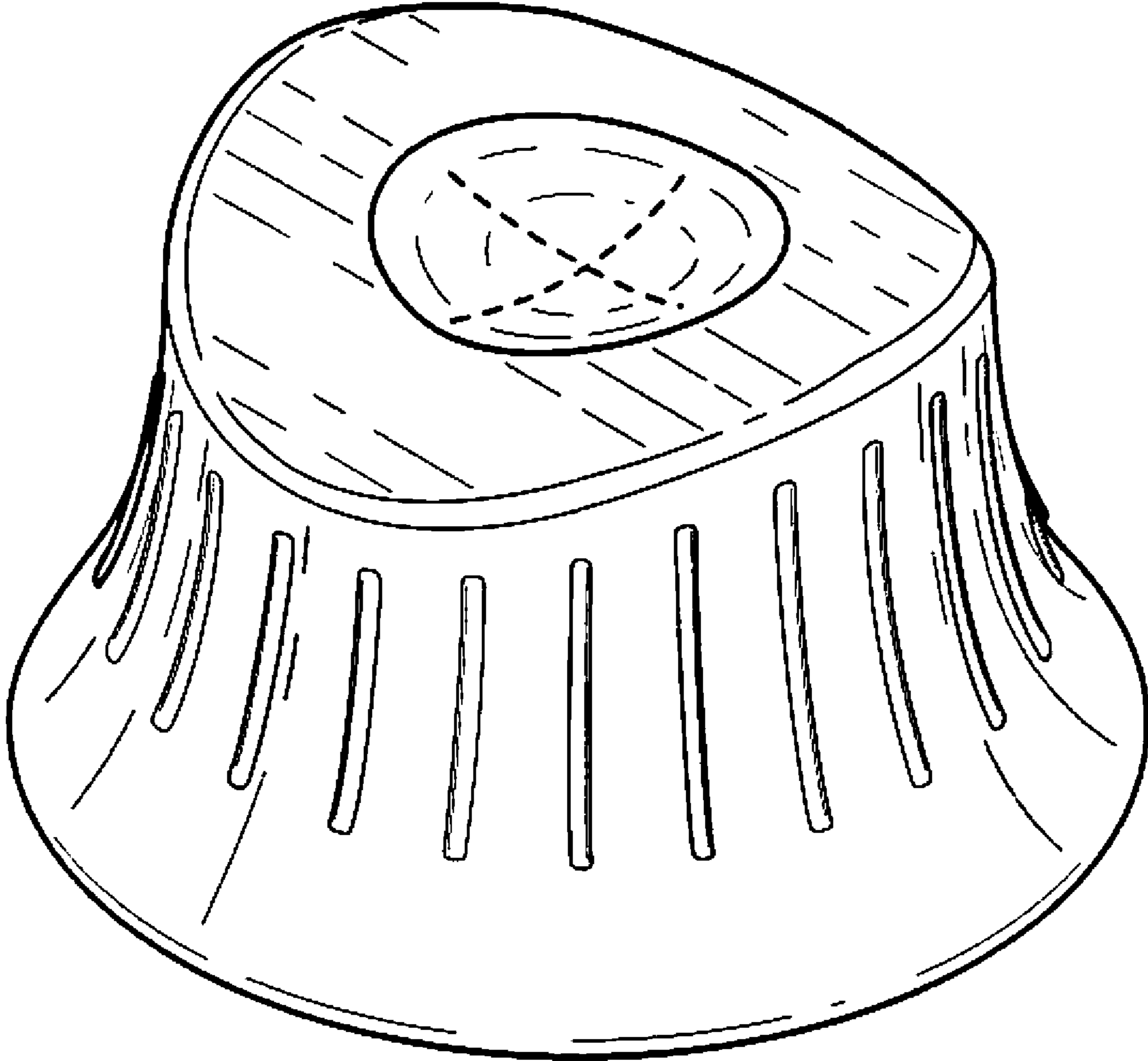


FIG. 1

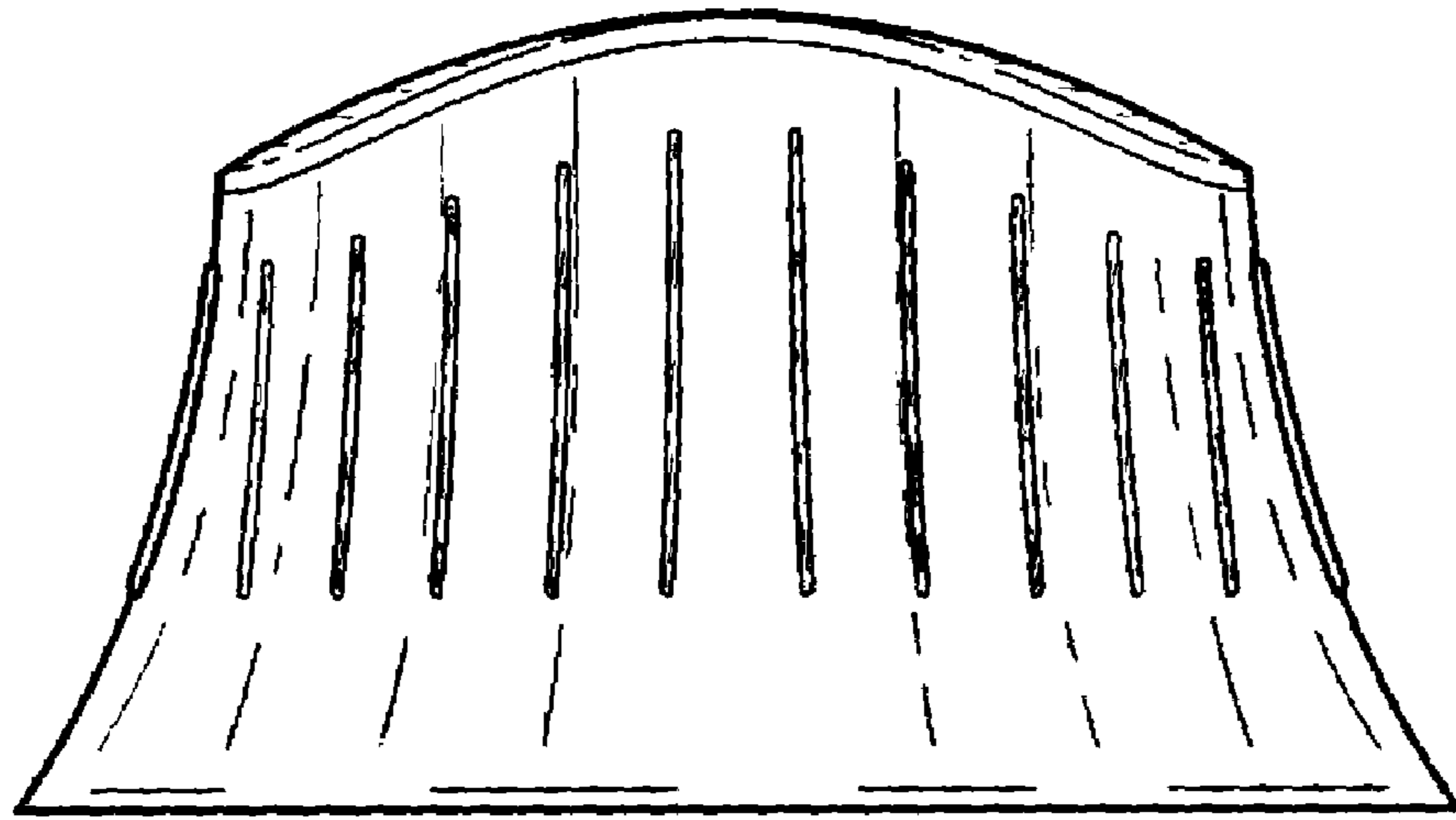


FIG. 2

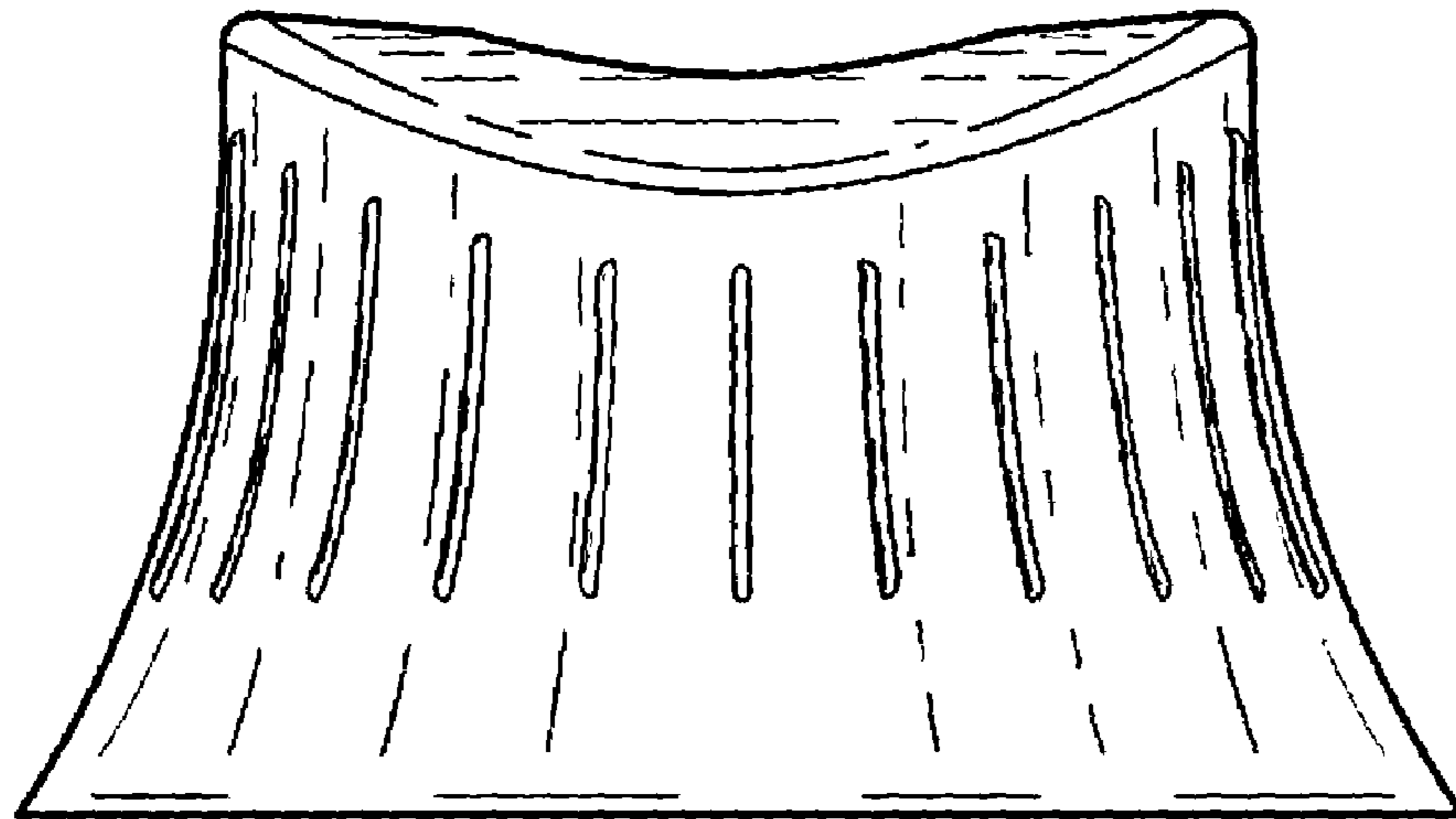


FIG. 3

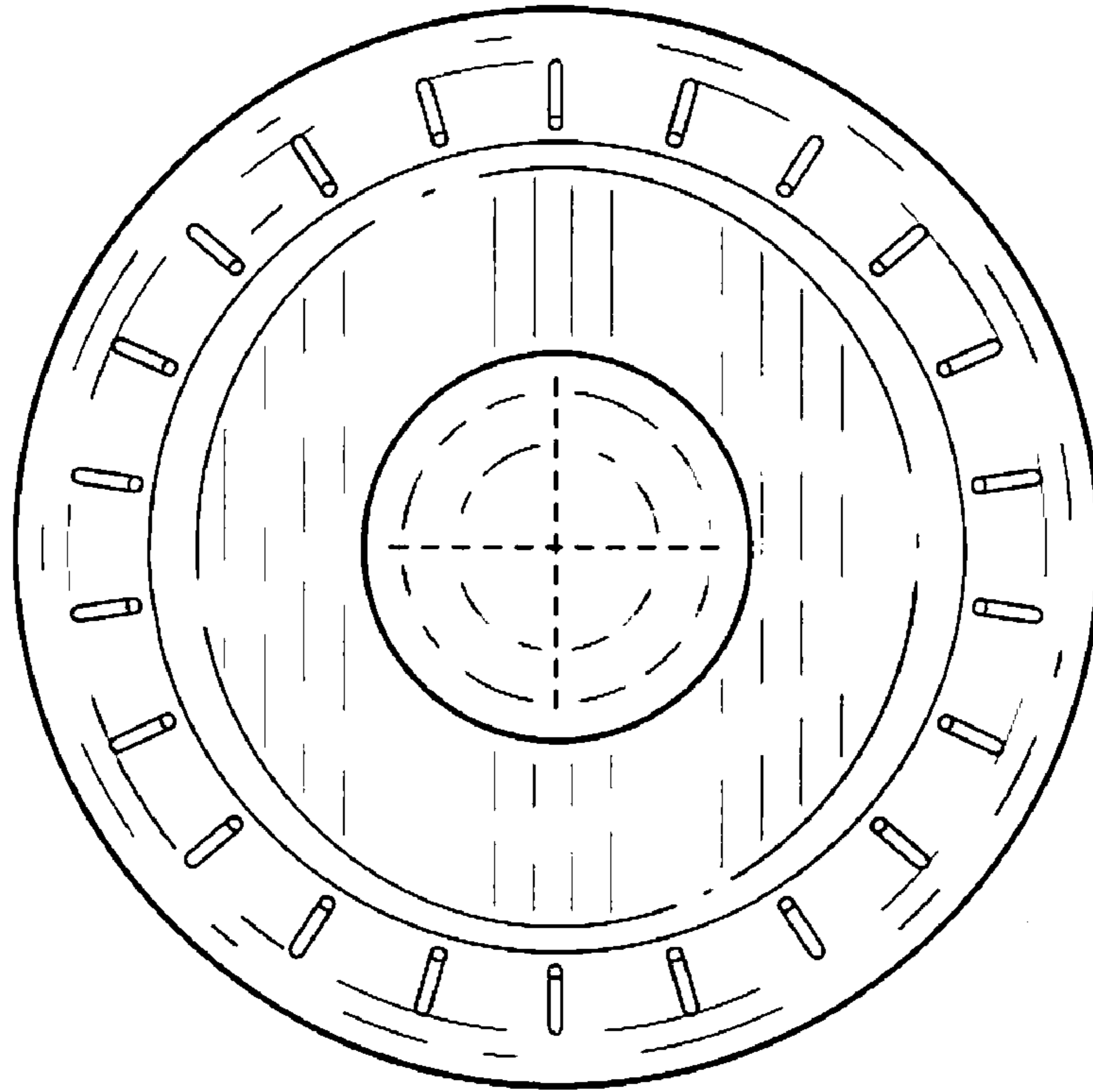


FIG. 4

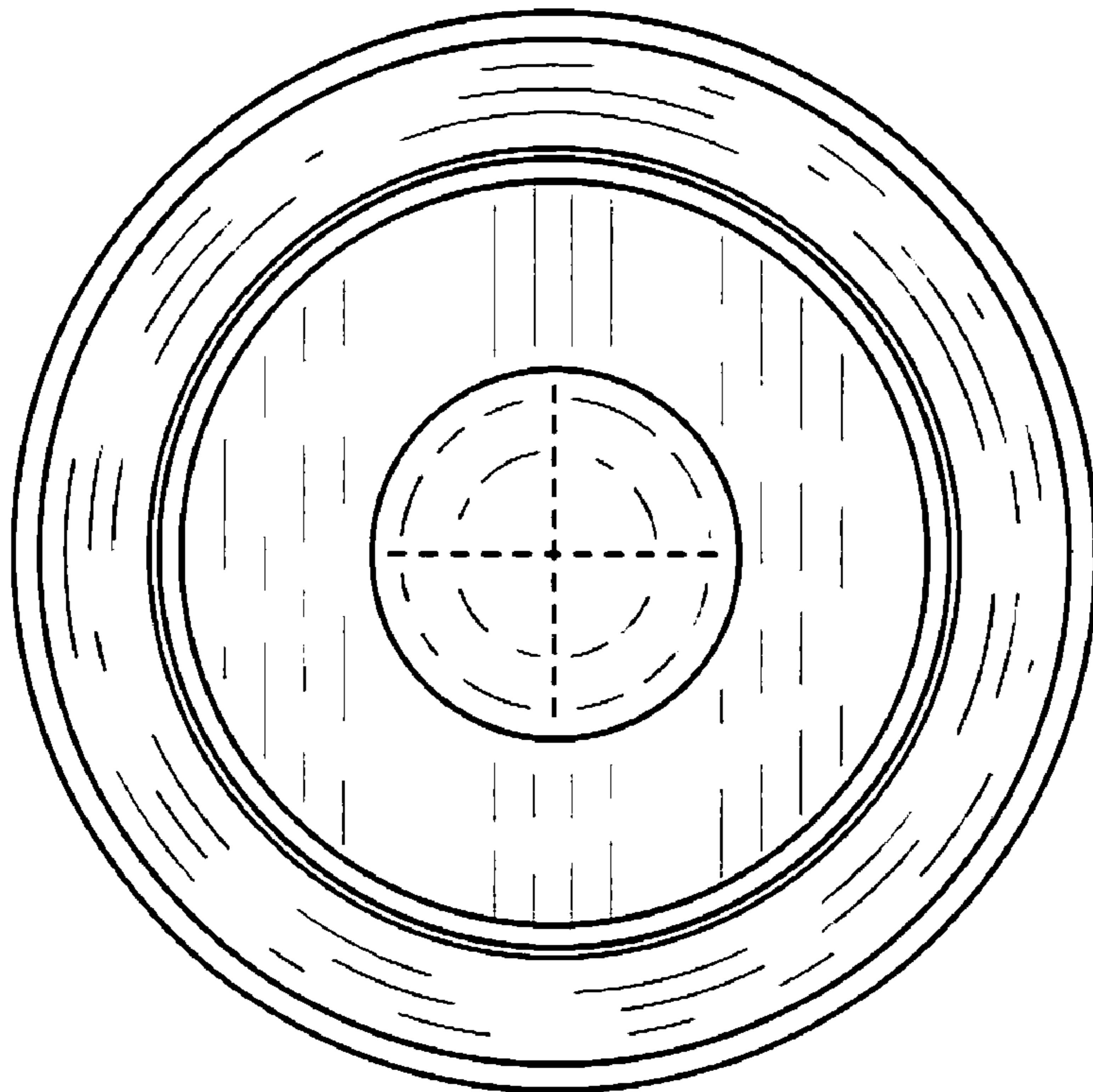


FIG. 5