



US00D617186S

(12) **United States Design Patent**
Bone

(10) **Patent No.:** **US D617,186 S**
(45) **Date of Patent:** **** Jun. 8, 2010**

(54) **PACKAGE WITH SURFACE INDICIA**

EM 454954-0001 * 12/2005
EM 820337-0003 * 11/2007
EM 896857-0001 * 3/2008

(75) Inventor: **Elizabeth Ann Bone**, Covington, KY
(US)

(73) Assignee: **The Procter & Gamble Company**,
Cincinnati, OH (US)

* cited by examiner

Primary Examiner—Robert M Spear
Assistant Examiner—Karen Acker

(**) Term: **14 Years**

(74) *Attorney, Agent, or Firm*—Jason J. Camp

(21) Appl. No.: **29/346,349**

(57) **CLAIM**

(22) Filed: **Oct. 30, 2009**

The ornamental design for a package with surface indicia, as shown and described.

(51) **LOC (9) Cl.** **09-03**

(52) **U.S. Cl.** **D9/432**

(58) **Field of Classification Search** D9/430–433,
D9/414, 418, 420–423; D3/272; 206/278,
206/297, 299, 457, 770, 737, 822; 229/100,
229/101, 101.3, 106, 108, 108.1, 116.1, 116.3,
229/116.5, 121, 122, 201, 213, 221, 222,
229/227, 922, 939, 942, 87.08, 101.2, 193,
229/195, 197; D5/32

See application file for complete search history.

DESCRIPTION

FIG. 1 is a perspective view of a package with surface indicia showing my new design;

FIG. 2 is a front side view of the package with surface indicia as shown in FIG. 1;

FIG. 3 is a back side view of the package with surface indicia as shown in FIG. 1;

FIG. 4 is a right side view of the package with surface indicia as shown in FIG. 1;

FIG. 5 is a left side view of the package with surface indicia as shown in FIG. 1;

FIG. 6 is a top view of the package with surface indicia as shown in FIG. 1; and,

FIG. 7 is a bottom view of the package with surface indicia as shown in FIG. 1.

The broken lines on the front side in FIGS. 1 and 2 represent the boundaries of the claimed part of the design and indicate that a specific length and width forms no part of the claimed design. The broken line structure elsewhere in the figures is included for the purpose of showing the package with surface indicia in a position of use and forms no part of the claimed design.

(56) **References Cited**

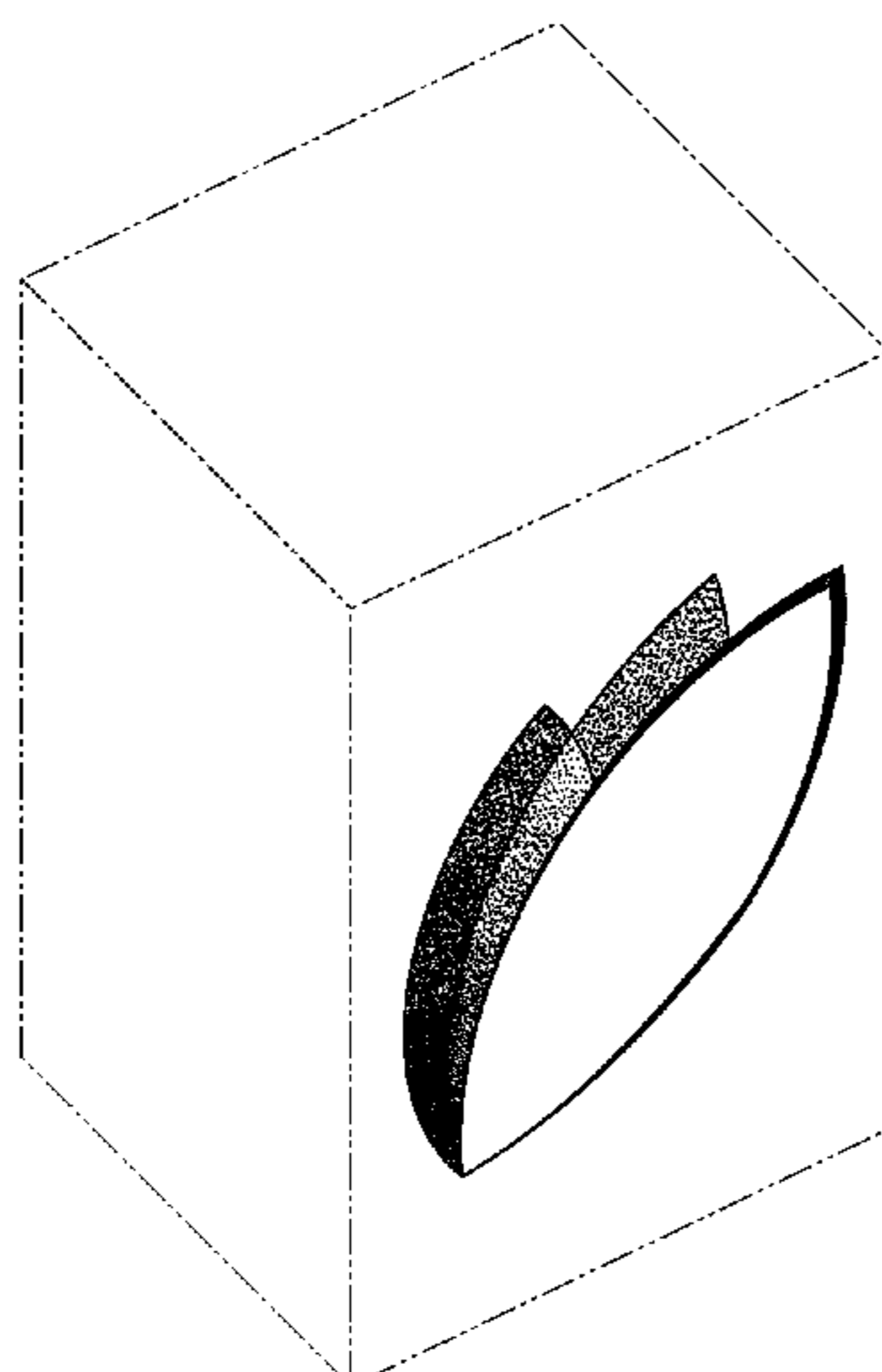
U.S. PATENT DOCUMENTS

D117,974 S	*	12/1939	Kaplan	D5/52
D131,789 S	*	3/1942	Boutemy	D5/32
4,865,900 A	*	9/1989	Shannon et al.	428/195.1
D366,671 S	*	1/1996	Kitzmler	D19/53
D411,740 S	*	6/1999	Kim	D9/658
6,062,391 A	*	5/2000	Nahum-Albright	206/581
D428,335 S	*	7/2000	Toyota et al.	D9/432
D476,817 S	*	7/2003	Wessblad et al.	D5/32
D510,788 S	*	10/2005	Barre	D1/199
D529,394 S	*	10/2006	Nagata	D9/658
D543,461 S	*	5/2007	Mongeon et al.	D9/516
D590,252 S	*	4/2009	Seol et al.	D9/432
D591,516 S	*	5/2009	Enderby et al.	D5/32
D594,741 S	*	6/2009	Bracey	D9/418

FOREIGN PATENT DOCUMENTS

EM 156963-0001 * 3/2004

1 Claim, 4 Drawing Sheets



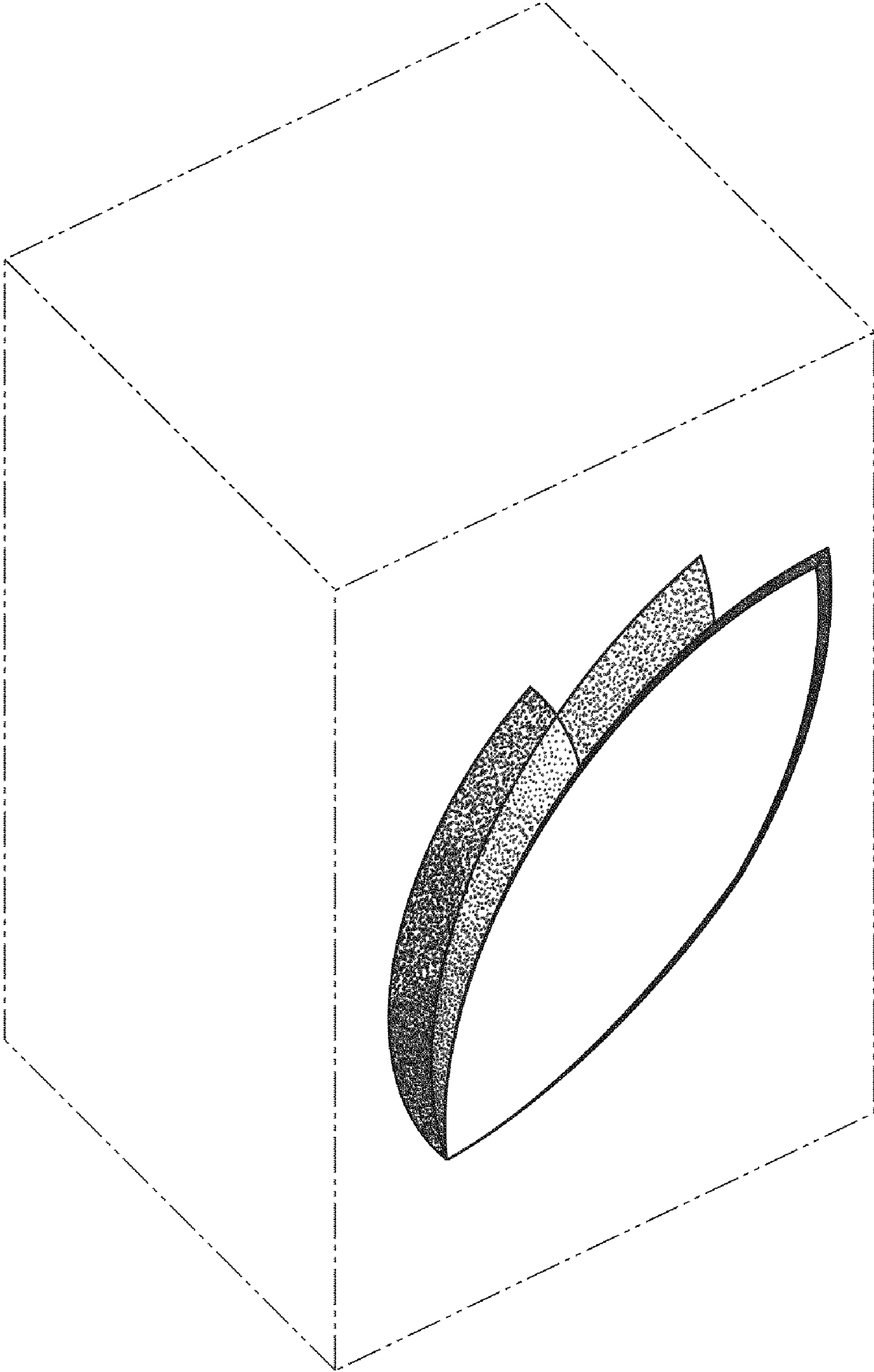


Fig. 1



Fig. 3

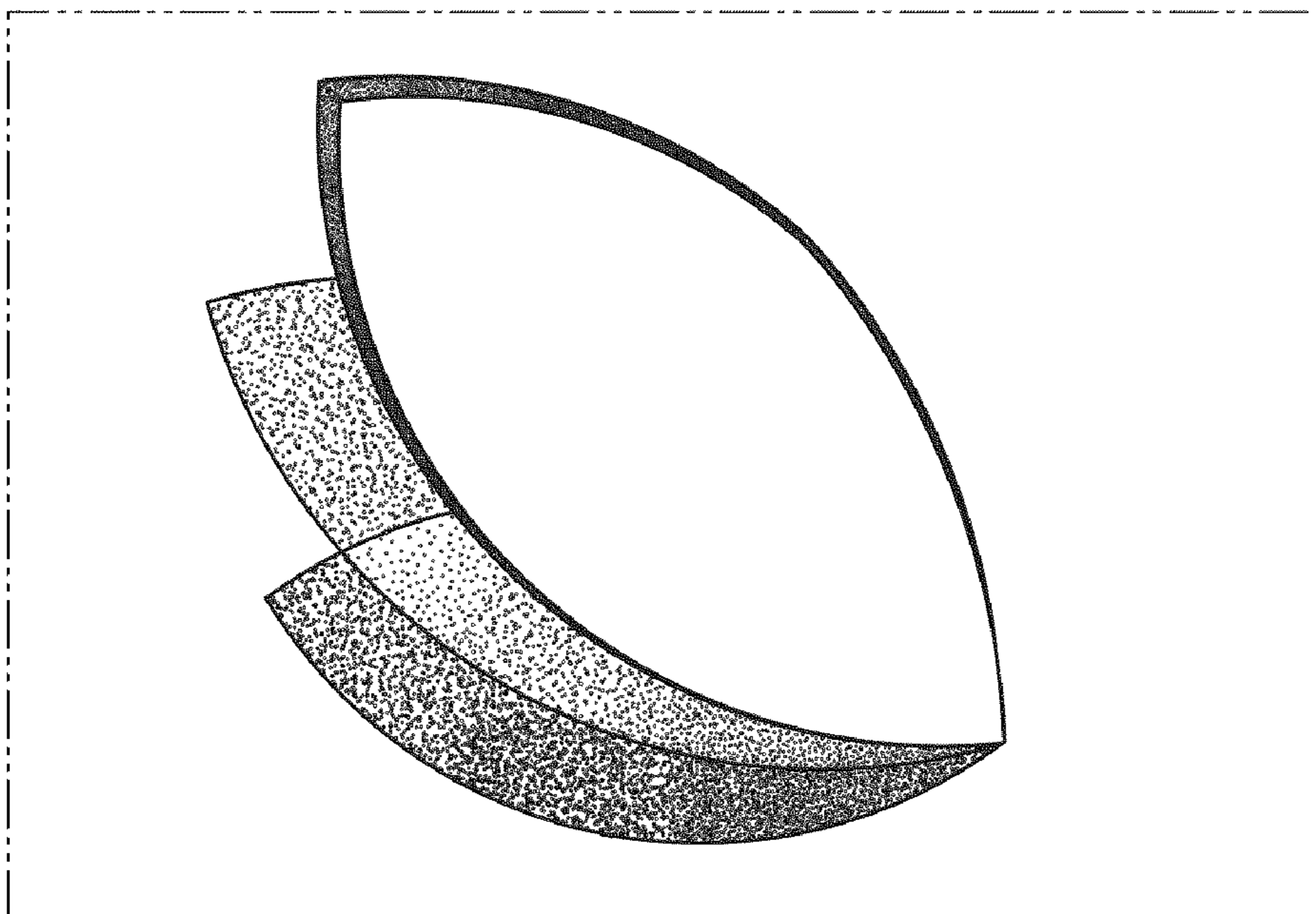


Fig. 2



Fig. 5



Fig. 4




Fig. 7



Fig. 6

UNITED STATES PATENT AND TRADEMARK OFFICE
CERTIFICATE OF CORRECTION

PATENT NO. : D617,186 S
APPLICATION NO. : 29/346349
DATED : June 8, 2010
INVENTOR(S) : Bone

Page 1 of 1

It is certified that error appears in the above-identified patent and that said Letters Patent is hereby corrected as shown below:

The cross-reference is missing. Before the first paragraph, please add the following title and paragraph:

“CROSS REFERENCE TO RELATED APPLICATION

This application is a divisional of US Patent Application No. 29/297,196, filed November 6, 2007.”

Signed and Sealed this
Eighteenth Day of January, 2011



David J. Kappos
Director of the United States Patent and Trademark Office