



US00D617160S

(12) **United States Design Patent**
Spiller

(10) **Patent No.:** **US D617,160 S**

(45) **Date of Patent:** **** Jun. 8, 2010**

(54) **LEVERAGE BAR**

(76) Inventor: **David Spiller**, 3615 Hongridge Ave.,
Sherman Oaks, CA (US) 91423

(**) Term: **14 Years**

(21) Appl. No.: **29/327,640**

(22) Filed: **Nov. 10, 2008**

(51) **LOC (9) Cl.** **08-05**

(52) **U.S. Cl.** **D8/14; D8/107**

(58) **Field of Classification Search** D8/14,
D8/107, 88, 89; 16/427, 429, 426; 81/177.1,
81/177.2

See application file for complete search history.

(56) **References Cited**

U.S. PATENT DOCUMENTS

2,986,054	A *	5/1961	Lurie	81/177.2
4,653,142	A *	3/1987	Upton	16/429
4,691,599	A *	9/1987	Schultz	81/177.2
5,220,707	A *	6/1993	Newman et al.	16/429
D377,745	S *	2/1997	Laun	D8/107
D422,193	S *	4/2000	Walker	D8/107

D432,890	S *	10/2000	Webb	D8/107
D510,694	S *	10/2005	Giles et al.	D8/107
D535,864	S *	1/2007	Suzuki	D8/107

* cited by examiner

Primary Examiner—Philip S Hyder

Assistant Examiner—Roselyne Cody

(74) *Attorney, Agent, or Firm*—Michael N. Cohen; Cohen IP
Law Group, PC

(57) **CLAIM**

I claim the ornamental design for a leverage bar, as shown and described.

DESCRIPTION

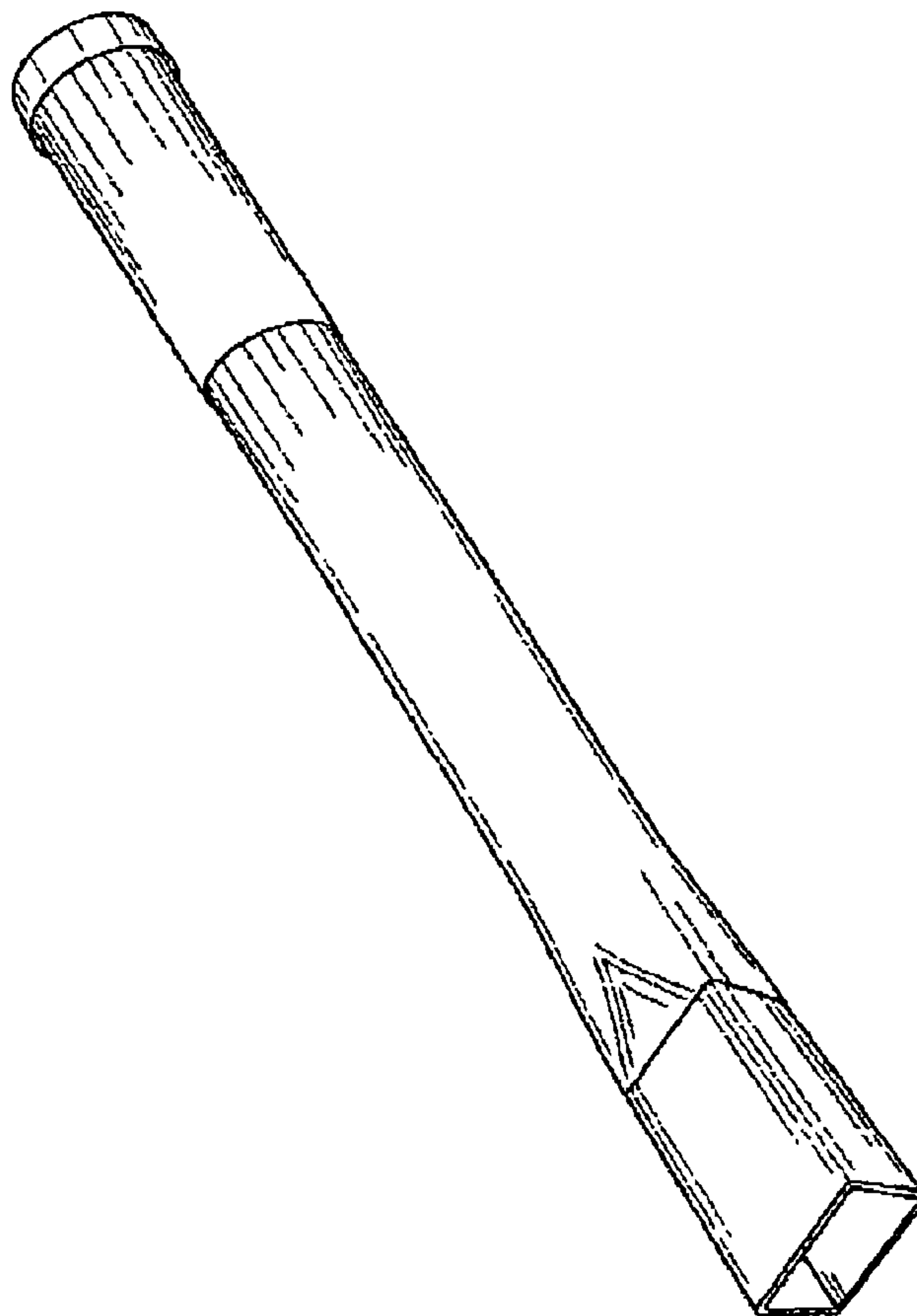
FIG. 1 is a perspective view of a leverage bar showing my new design;

FIG. 2 is a perspective view thereof show slightly rotated from FIG. 1;

FIG. 3 is a front elevation view thereof; and,

FIG. 4 is a side elevation view thereof.

1 Claim, 3 Drawing Sheets



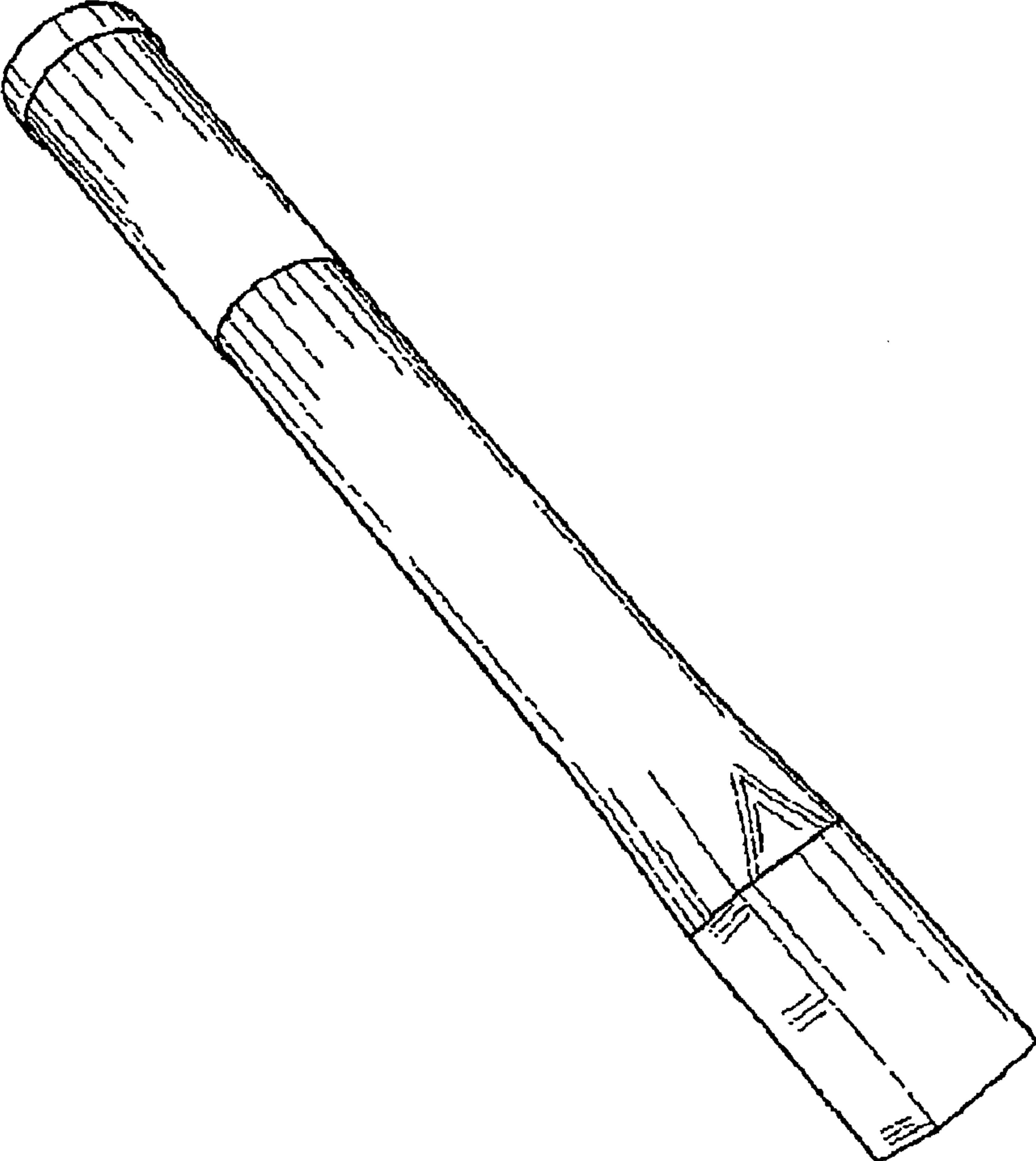


FIG. 1

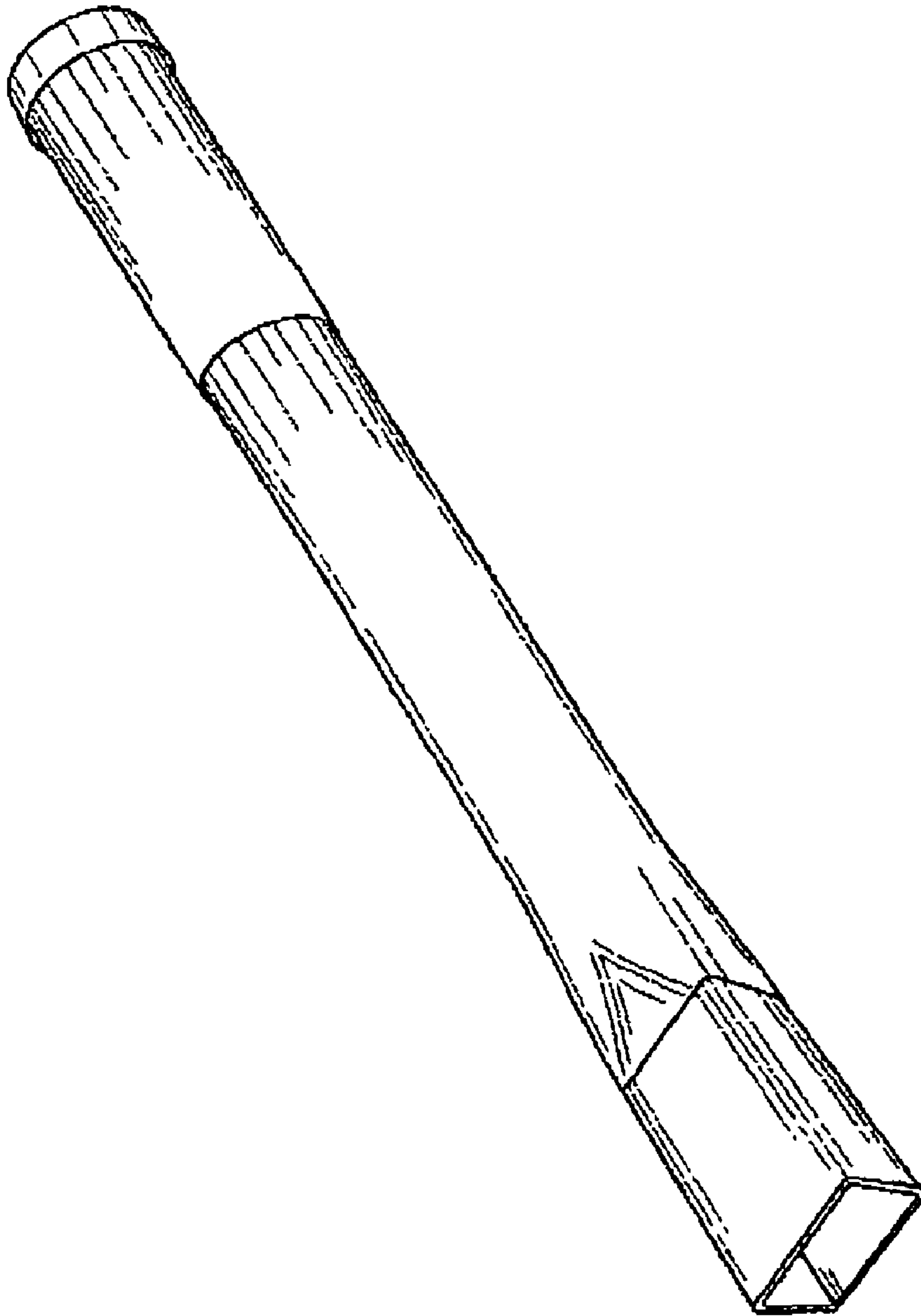


FIG. 2




FIG. 3




FIG. 4