



US00D617156S

(12) **United States Design Patent**  
**Griffith**

(10) **Patent No.:** **US D617,156 S**  
(45) **Date of Patent:** **\*\* \*Jun. 8, 2010**

- (54) **KITCHEN UTENSIL**
- (75) Inventor: **Jonah S. Griffith**, Seattle, WA (US)
- (73) Assignee: **Chef'n Corporation**, Seattle, WA (US)
- (\*\*) Term: **14 Years**
- (21) Appl. No.: **29/345,076**
- (22) Filed: **Oct. 8, 2009**

**Related U.S. Application Data**

- (62) Division of application No. 29/323,148, filed on Aug. 19, 2008, now Pat. No. Des. 604,125.

- (51) **LOC (9) Cl.** ..... **07-02**
- (52) **U.S. Cl.** ..... **D7/688**
- (58) **Field of Classification Search** ..... D7/669,  
D7/368, 680-696; D32/46, 48, 49; 416/231 A,  
416/231 R; 15/236.01, 236.07, 245.1; 294/1.1,  
294/7, 8; 366/129

See application file for complete search history.

(56) **References Cited**

**U.S. PATENT DOCUMENTS**

D53,588 S	7/1919	Grasberger	
D77,900 S	3/1929	Lawson	
D174,607 S	5/1955	Anderson	D44/1
3,795,062 A	3/1974	Lamb	35/29 E
D254,935 S	5/1980	Staudinger	D28/7
D269,060 S	5/1983	Creamer	D8/13
4,425,711 A	1/1984	Wood et al.	30/324
D272,661 S	2/1984	Cutler	D28/7
D278,201 S	4/1985	Koepke	D8/17
D283,668 S	5/1986	Dilot	D7/149
D288,893 S	3/1987	Epstein	D8/17
D298,721 S	11/1988	Rea, Sr.	D7/140
D300,000 S	2/1989	Reinhardt	D8/17
D307,331 S	4/1990	Pflieger	D28/7
4,969,268 A	11/1990	Kelly, III	30/322
5,014,434 A	5/1991	Skерker et al.	30/345
D331,686 S	12/1992	Persson	D7/649
D342,872 S	1/1994	Kanerva	D7/691
D363,004 S	10/1995	Popek	D7/644

5,491,869 A	2/1996	Sullivan et al.	15/245
D375,353 S	11/1996	Wolff	D24/116
D376,049 S	12/1996	Harris et al.	D4/120
D387,629 S	12/1997	Thierry	D7/688
D395,789 S	7/1998	Dodane	D7/395
D396,613 S	8/1998	Cousins	D7/688
D409,880 S *	5/1999	Bergkvist et al.	D7/653
D413,772 S *	9/1999	Durbin	D7/688
D422,858 S	4/2000	Moore	D8/17
D423,712 S	4/2000	Aoki et al.	D28/4
D429,123 S *	8/2000	Liu	D7/653
D447,912 S	9/2001	Veltri et al.	D7/401.2
D458,090 S	6/2002	Veltri et al.	D7/688
D464,536 S	10/2002	Veltri et al.	D7/688

(Continued)

**OTHER PUBLICATIONS**

U.S. Appl. No. 29/276,319, filed Jan. 22, 2007.

*Primary Examiner*—Terry A Wallace

(74) *Attorney, Agent, or Firm*—Seed IP Law Group PLLC

(57) **CLAIM**

The ornamental design for a kitchen utensil, as shown and described.

**DESCRIPTION**

FIG. 1 is an isometric view of a kitchen utensil showing my new design.

FIG. 2 is a rear elevation view thereof.

FIG. 3 is a front elevation view thereof.

FIG. 4 is a right side elevation view thereof.

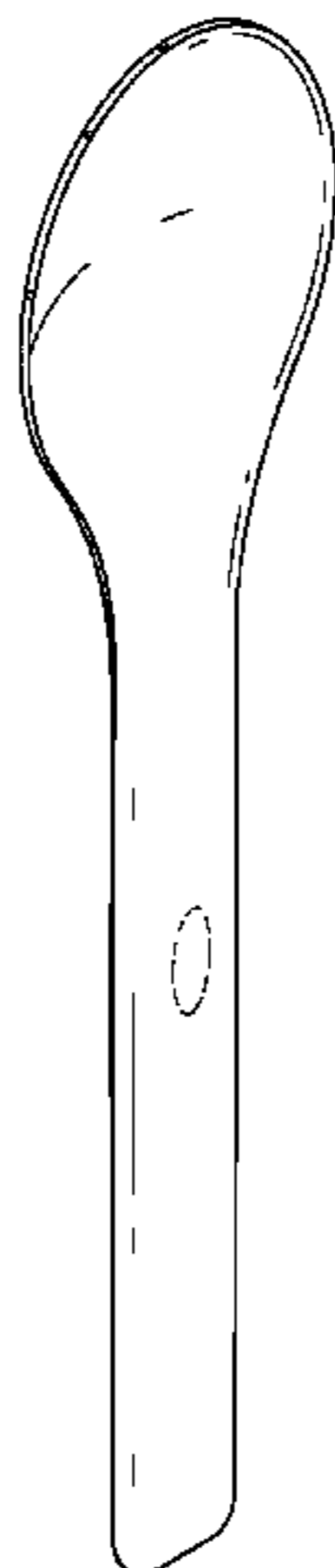
FIG. 5 is a left side elevation view thereof.

FIG. 6 is a bottom plan view thereof; and,

FIG. 7 is a top plan view thereof.

The broken lines in the figures are for illustrative purposes only and form no part of the claimed design.

**1 Claim, 4 Drawing Sheets**



# US D617,156 S

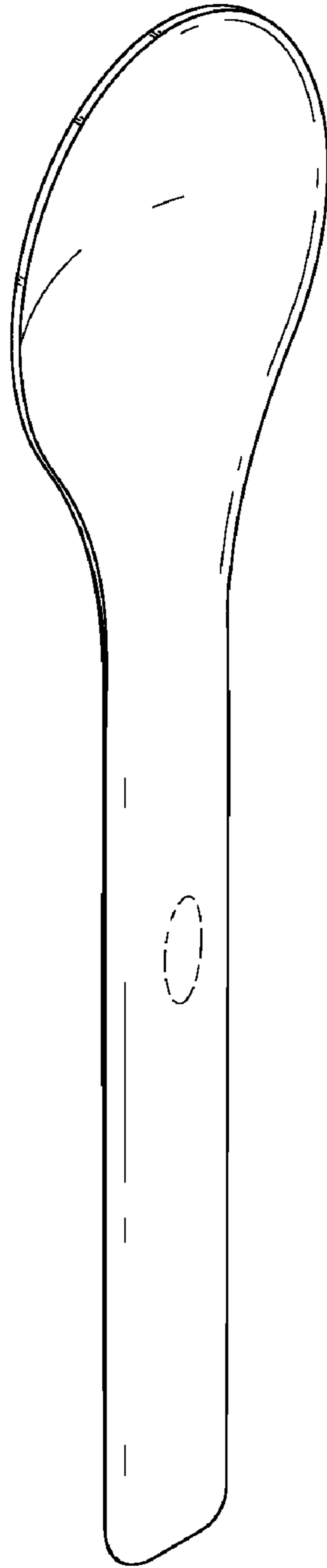
Page 2

---

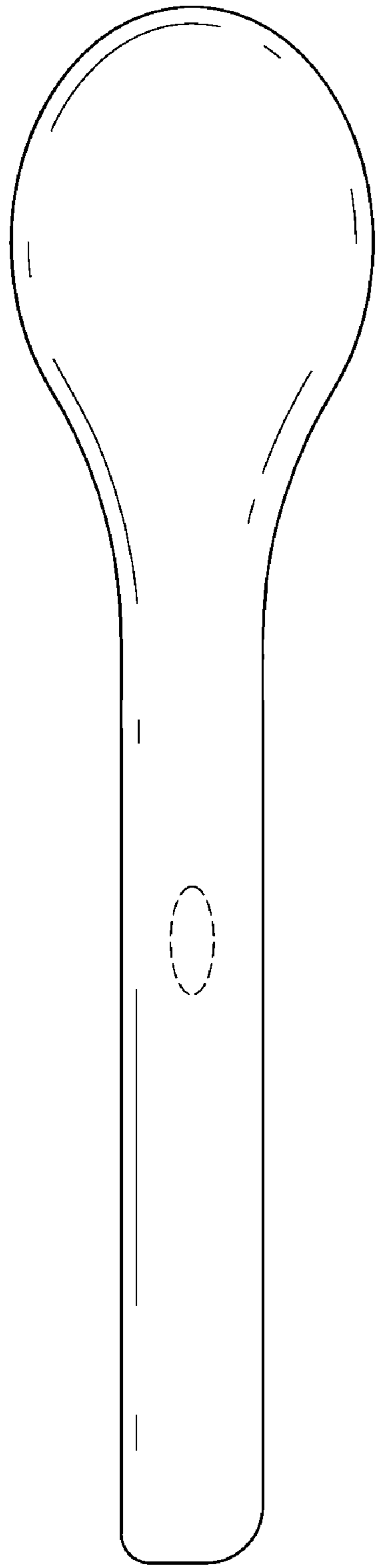
## U.S. PATENT DOCUMENTS

D469,322 S	1/2003	Jorgensen	.....	D7/653	D496,231 S	9/2004	Germany	.....	D7/688
D481,912 S	11/2003	Jorgensen	.....	D7/644	D498,989 S	11/2004	White et al.	.....	D7/688
D484,424 S	12/2003	Jorgensen	.....	D10/46.3	6,938,523 B1	9/2005	Farrey	.....	81/124.4
D487,942 S	3/2004	Hiroi	.....	D28/4	D514,403 S	2/2006	Wolf	.....	D8/21
D488,394 S	4/2004	Overthun et al.	.....	D10/46.2	D516,392 S *	3/2006	de Vries	.....	D7/688
D491,419 S *	6/2004	White et al.	.....	D7/653	D521,244 S	5/2006	Germany	.....	D4/119
D496,230 S	9/2004	Germany	.....	D7/688	D541,599 S	5/2007	Quattromani	.....	D7/688
					D575,101 S	8/2008	Germany	.....	D7/395

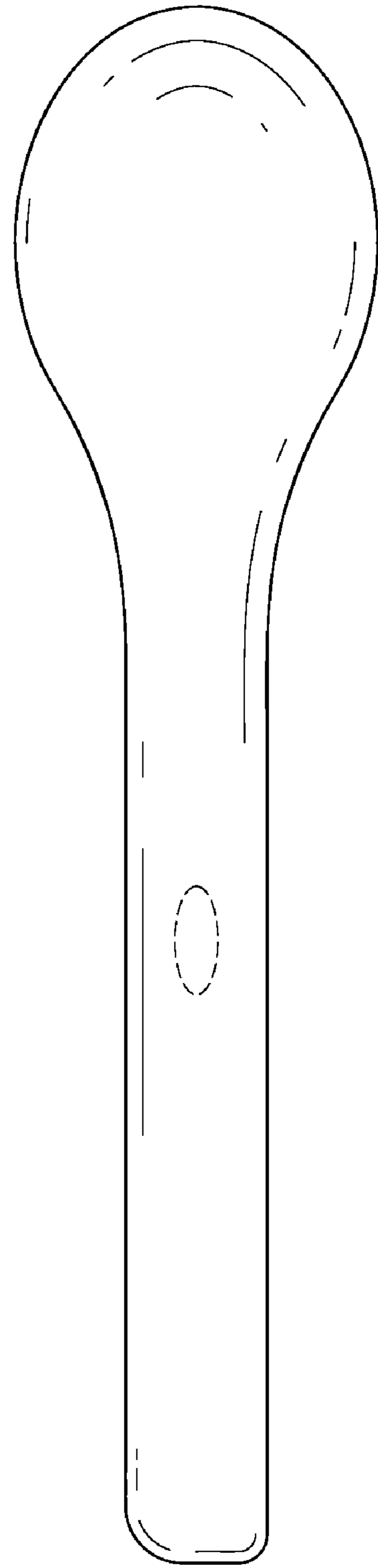
\* cited by examiner



*FIG. 1*



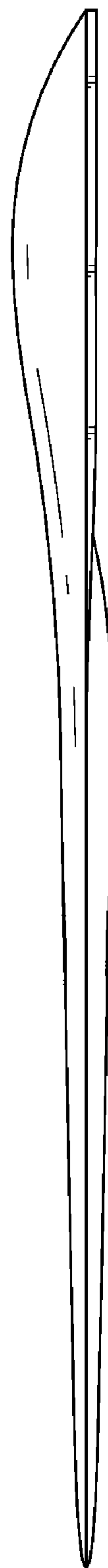
*FIG. 2*



*FIG. 3*



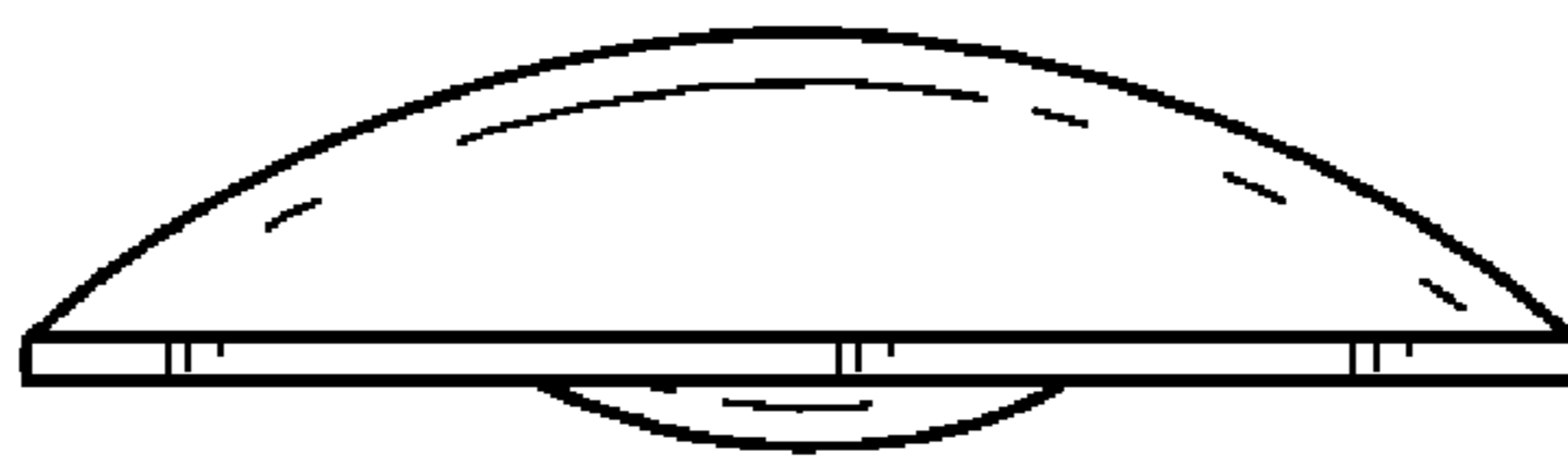
*FIG. 4*



*FIG. 5*



*FIG. 6*



*FIG. 7*