



US00D617142S

(12) **United States Design Patent**  
**Pantaleo**

(10) **Patent No.:** **US D617,142 S**  
(45) **Date of Patent:** **\*\* Jun. 8, 2010**

(54) **COOKWARE HANDLE**

(75) Inventor: **Sarah Pantaleo**, Sandy Springs, GA  
(US)

(73) Assignee: **Calphalon Corporation**, Atlanta, GA  
(US)

(\*\*) Term: **14 Years**

(21) Appl. No.: **29/353,715**

(22) Filed: **Jan. 18, 2010**

**Related U.S. Application Data**

(62) Division of application No. 29/340,977, filed on Jul. 29, 2009, now Pat. No. Des. 610,401.

(51) **LOC (9) Cl.** ..... **07-02**

(52) **U.S. Cl.** ..... **D7/395; D7/393**

(58) **Field of Classification Search** ..... D7/354–361,  
D7/393–395, 401.2, 664; D8/107, 300, 303,  
D8/307, 313, 321; D4/138, 129; 16/421,  
16/430, 431, 110.1, 407; 220/573.1–573.5,  
220/752, 753, 755, 756, 759, 760, 762, 767,  
220/771, 772, 774–776, 912  
See application file for complete search history.

(56) **References Cited**

**U.S. PATENT DOCUMENTS**

- D371,933 S \* 7/1996 Ito ..... D7/361
- D426,107 S \* 6/2000 Cheng ..... D7/393
- D482,567 S 11/2003 Demers
- D497,767 S \* 11/2004 Cacace ..... D7/361
- D497,771 S \* 11/2004 Thomkins ..... D7/395
- D555,421 S \* 11/2007 Thurlow et al. .... D7/393
- D555,425 S 11/2007 Rae
- D560,426 S 1/2008 Prakasa
- D560,429 S 1/2008 Prakasa
- D561,526 S \* 2/2008 Bunting et al. .... D7/395

- D565,347 S \* 4/2008 Rae ..... D7/395
- D567,579 S \* 4/2008 Rae ..... D7/393
- D569,682 S \* 5/2008 Prakasa ..... D7/393
- D578,345 S \* 10/2008 Rae ..... D7/393
- D579,265 S 10/2008 Munari
- D579,714 S \* 11/2008 Cheng et al. .... D7/360
- D587,519 S \* 3/2009 Cheng et al. .... D7/360
- D592,452 S \* 5/2009 Tetreault ..... D7/395
- D599,165 S \* 9/2009 Rae ..... D7/395

\* cited by examiner

*Primary Examiner*—Cynthia M Chin

(74) *Attorney, Agent, or Firm*—Gardner Groff Greenwald & Villanueva, PC

(57) **CLAIM**

The ornamental design for a cookware handle, as shown and described.

**DESCRIPTION**

FIG. 1 is a top perspective view of a cookware handle according to the present invention.

FIG. 2 is a bottom perspective view of the cookware handle of FIG. 1.

FIG. 3 is a left side view of the cookware handle of FIG. 1, the right side view being a mirror image thereof.

FIG. 4 is a top view of the cookware handle of FIG. 1.

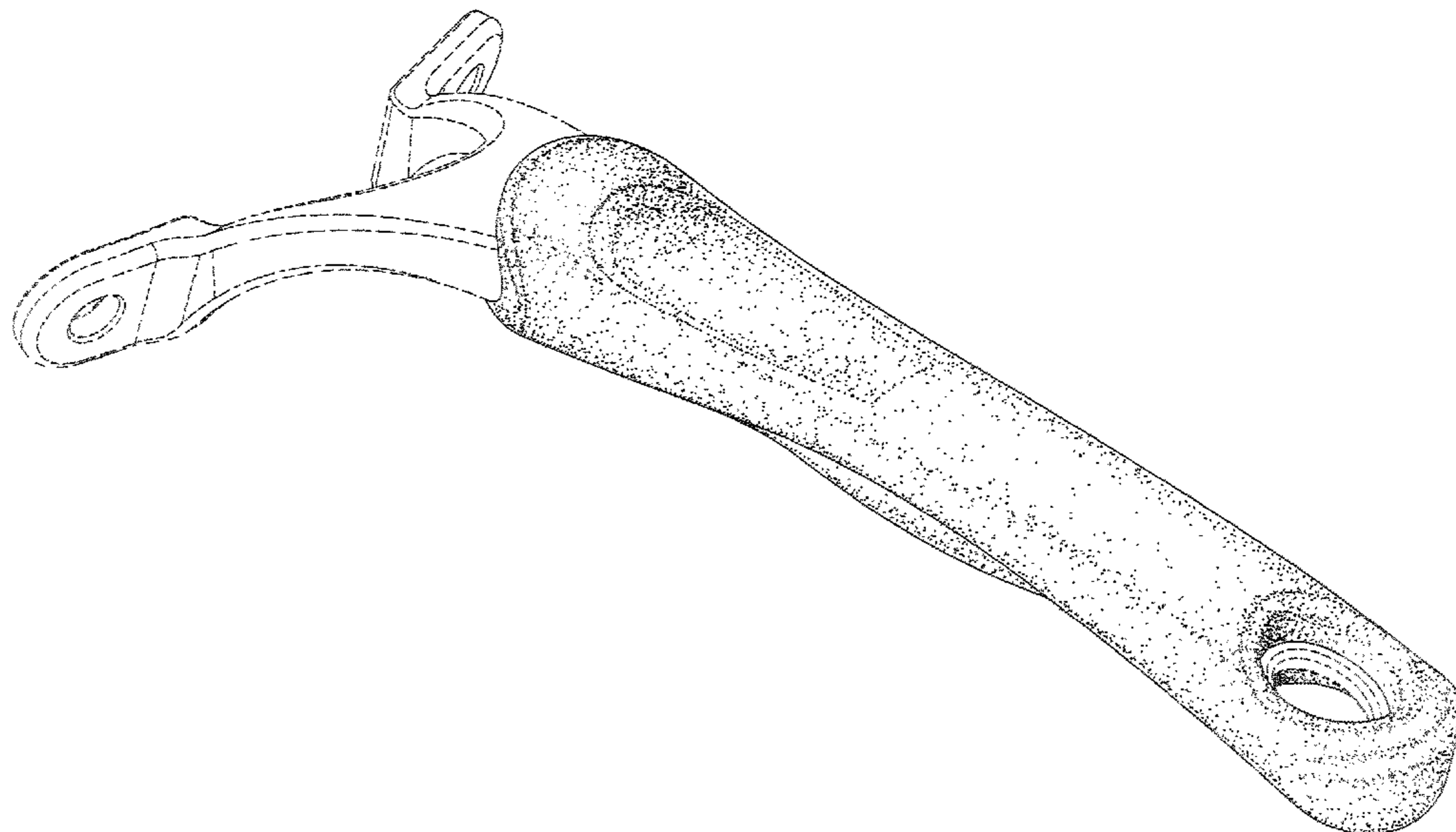
FIG. 5 is a front end (gripping end) view of the cookware handle of FIG. 1.

FIG. 6 is a rear end (mounting end) view of cookware handle of FIG. 1; and,

FIG. 7 is a bottom view of the cookware handle of FIG. 1.

The broken lines immediately adjacent the shaded areas represent the bounds of the claim and all other broken lines represent unclaimed portions of the design. None of the broken lines form a part of the claimed design.

**1 Claim, 7 Drawing Sheets**



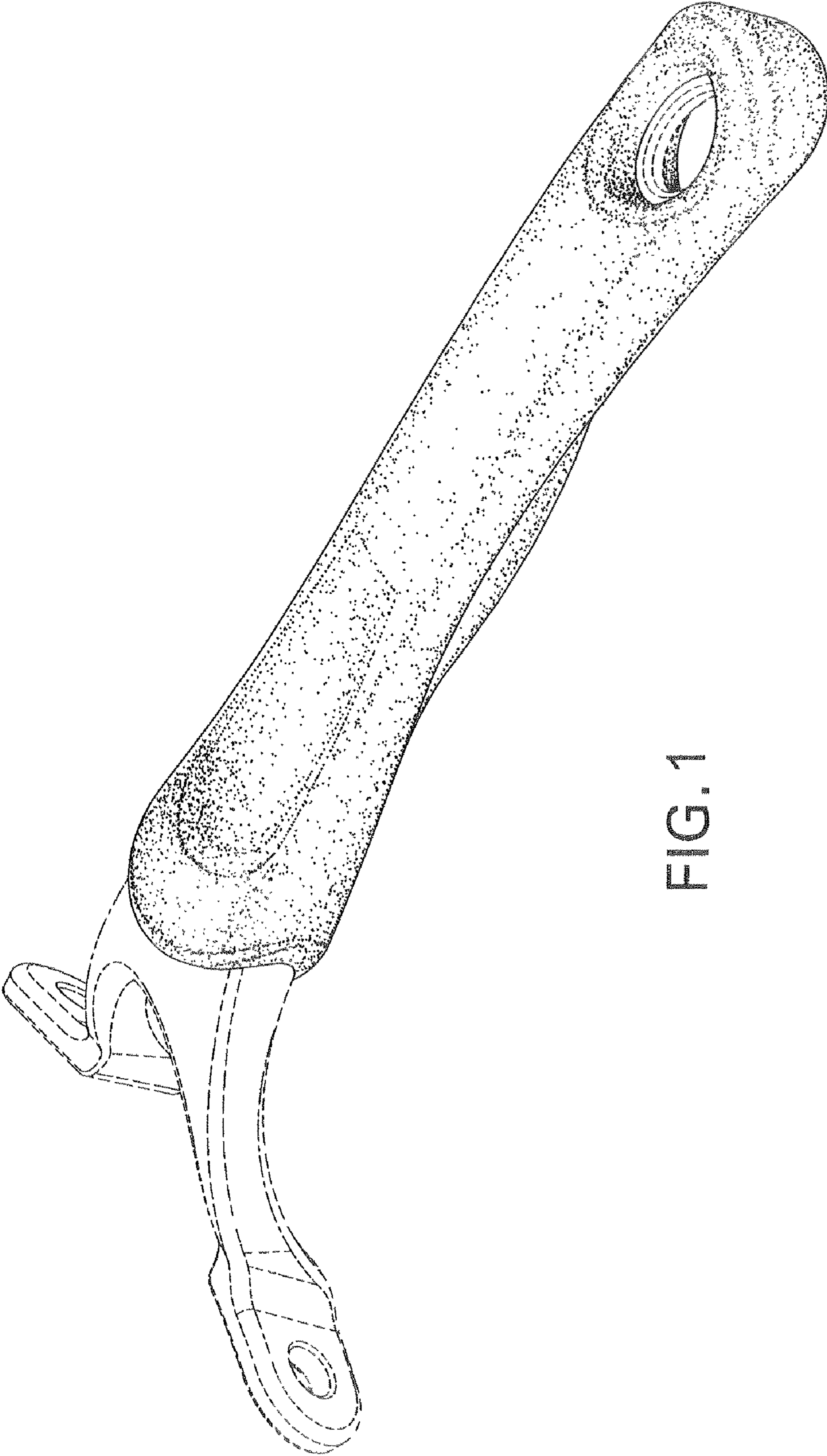


FIG. 1

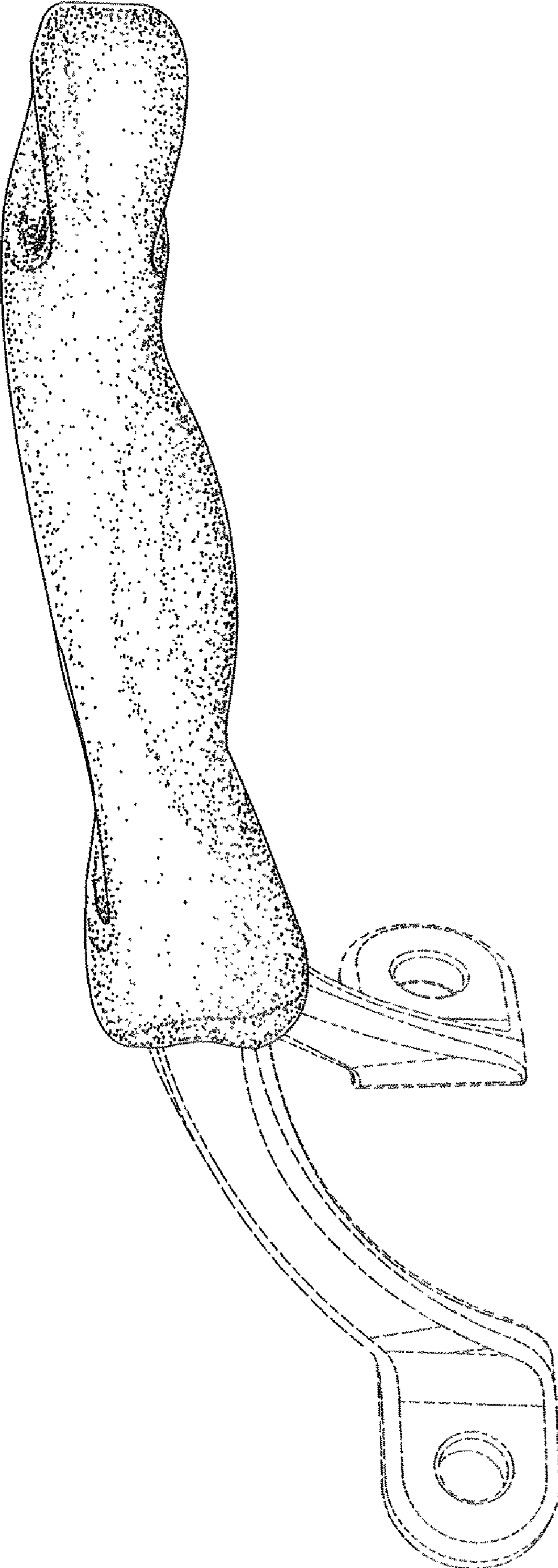


FIG. 2

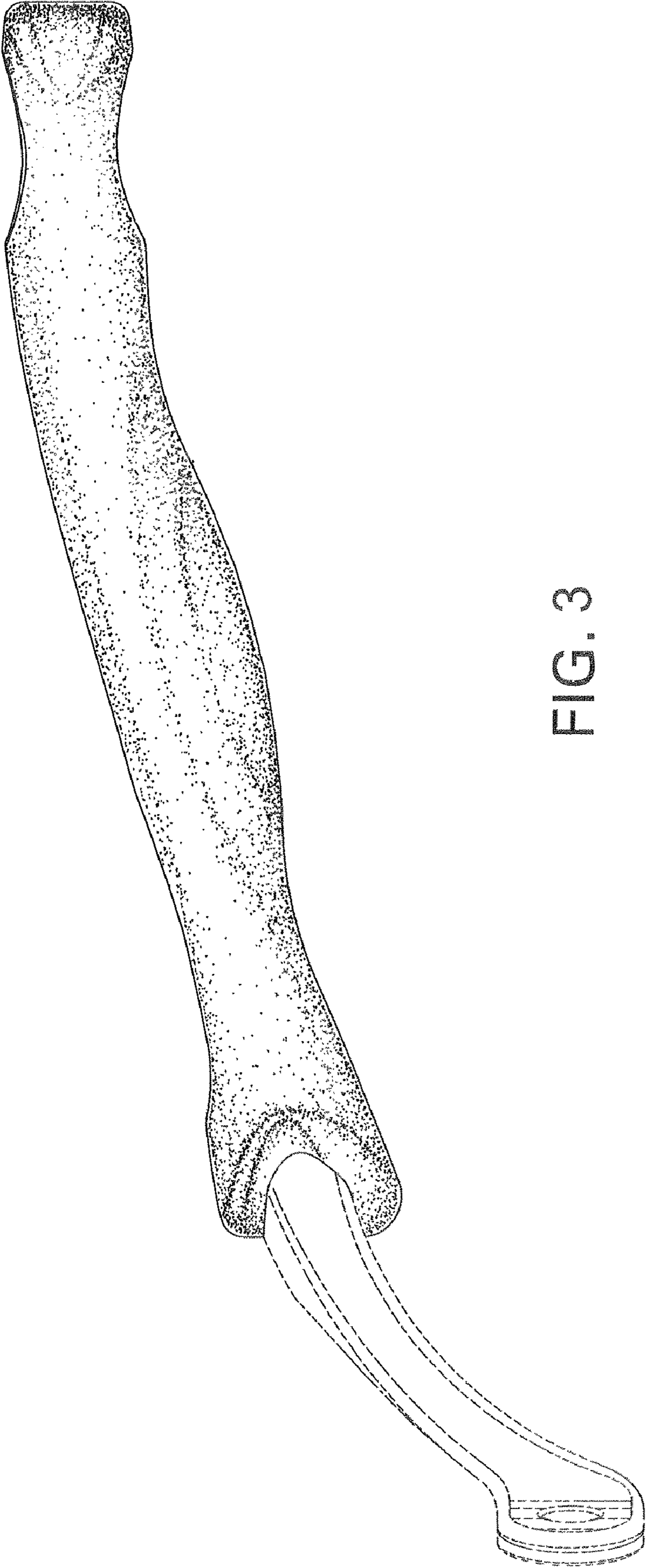


FIG. 3

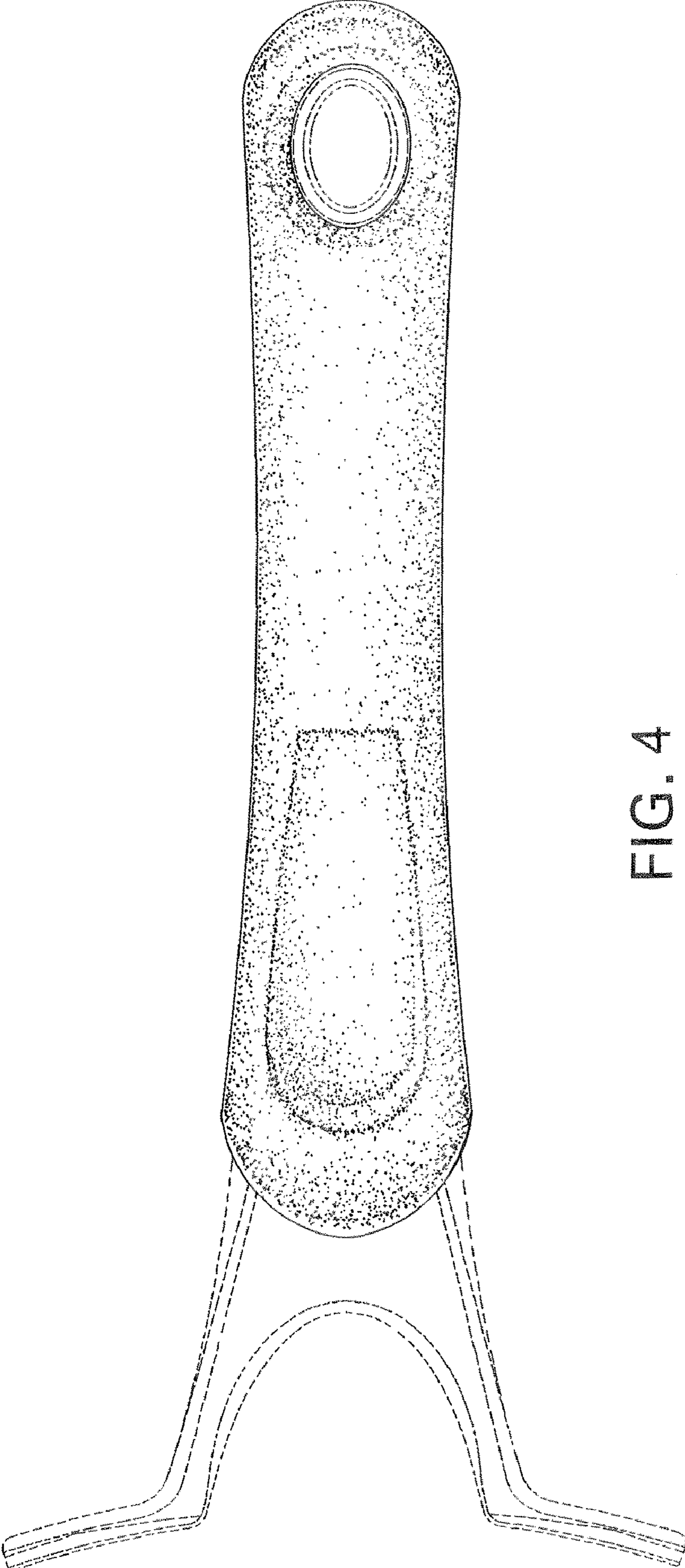


FIG. 4

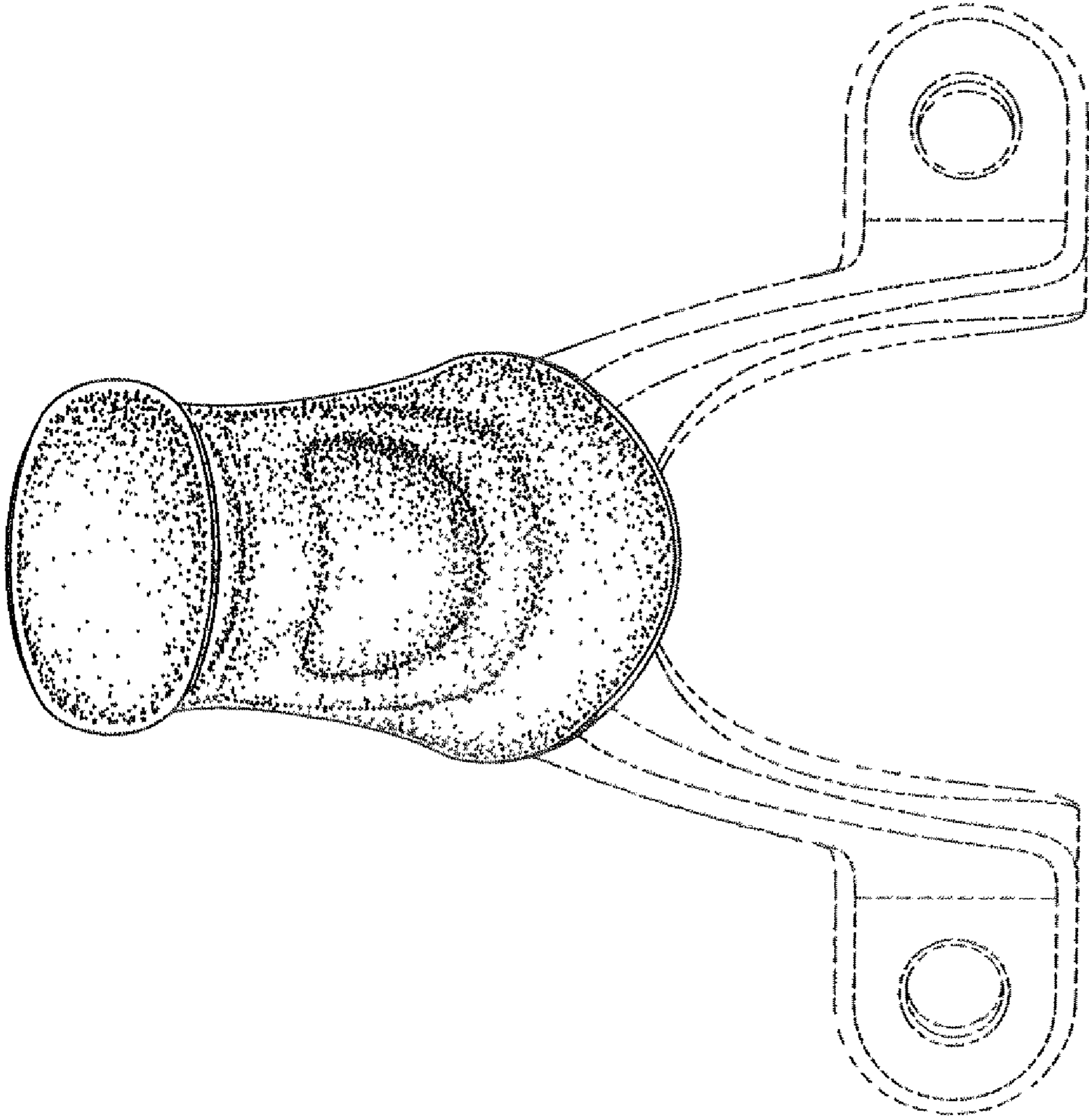


FIG. 5

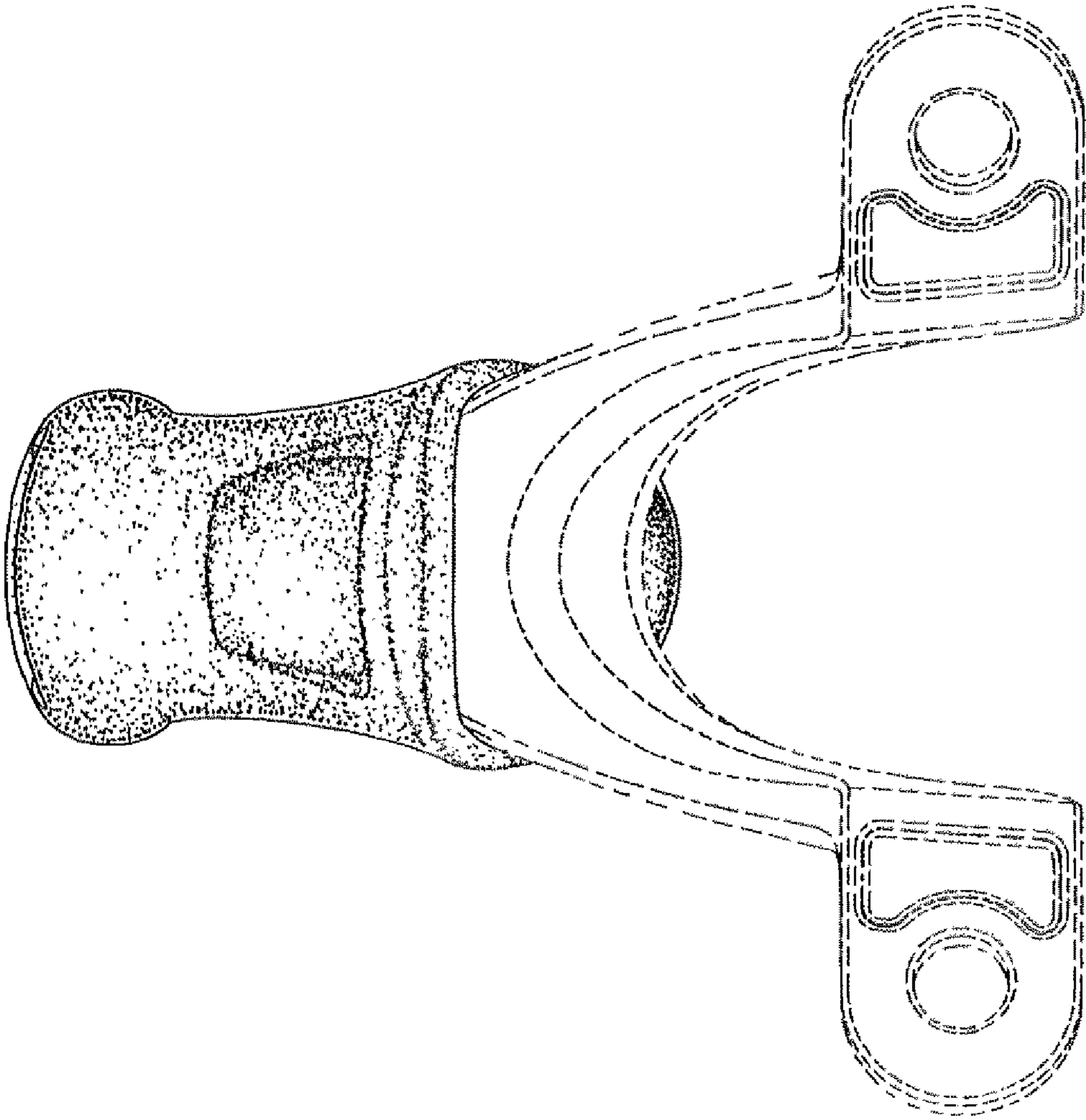


FIG. 6

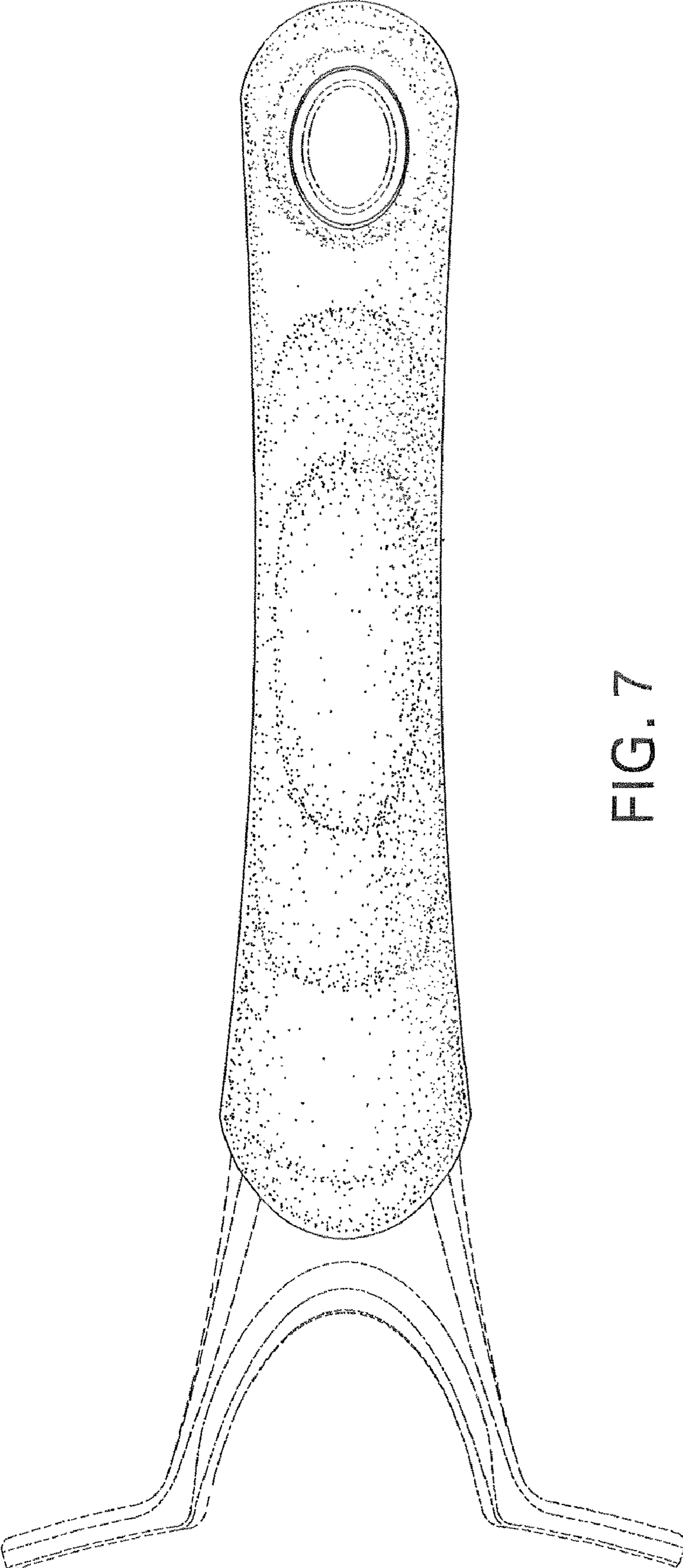


FIG. 7



UNITED STATES PATENT AND TRADEMARK OFFICE  
**CERTIFICATE OF CORRECTION**

PATENT NO. : Des. 617,142 S  
APPLICATION NO. : 29/353715  
DATED : June 8, 2010  
INVENTOR(S) : Sarah Pantaleo

Page 1 of 9

It is certified that error appears in the above-identified patent and that said Letters Patent is hereby corrected as shown below:

Delete title page and substitute therefore the attached title page showing the corrected illustrative figure.

Cancel Figs. 1 - 7 of the patent and add Replacement Drawings 1 - 7 attached.

Signed and Sealed this

Thirtieth Day of November, 2010

A handwritten signature in black ink that reads "David J. Kappos". The signature is written in a cursive, slightly slanted style.

David J. Kappos  
*Director of the United States Patent and Trademark Office*

(12) **United States Design Patent**  
**Pantaleo**

(10) **Patent No.:** **US D617,142 S**

(45) **Date of Patent:** **\*\* Jun. 8, 2010**

(54) **COOKWARE HANDLE**

(75) Inventor: **Sarah Pantaleo**, Sandy Springs, GA  
(US)

(73) Assignee: **Calphalon Corporation**, Atlanta, GA  
(US)

(\*\*) Term: **14 Years**

(21) Appl. No.: **29/353,715**

(22) Filed: **Jan. 18, 2010**

**Related U.S. Application Data**

(62) Division of application No. 29/340,977, filed on Jul. 29, 2009, now Pat. No. Des. 610,401.

(51) **LOC (9) Cl.** ..... **07-02**

(52) **U.S. Cl.** ..... **D7/395; D7/393**

(58) **Field of Classification Search** ..... D7/354-361,  
D7/393-395, 401.2, 664; D8/107, 300, 303,  
D8/307, 313, 321; D4/138, 129; 16/421,  
16/430, 431, 110.1, 407; 220/573.1-573.5,  
220/752, 753, 755, 756, 759, 760, 762, 767,  
220/771, 772, 774-776, 912

See application file for complete search history.

(56) **References Cited**

**U.S. PATENT DOCUMENTS**

- D371,933 S \* 7/1996 Ito ..... D7/361
- D426,107 S \* 6/2000 Cheng ..... D7/393
- D482,567 S 11/2003 Demers
- D497,767 S \* 11/2004 Cacace ..... D7/361
- D497,771 S \* 11/2004 Thomkins ..... D7/395
- D555,421 S \* 11/2007 Thurlow et al. .... D7/393
- D555,425 S 11/2007 Rae
- D560,426 S 1/2008 Prakasa
- D560,429 S 1/2008 Prakasa
- D561,526 S \* 2/2008 Bunting et al. .... D7/395

- D565,347 S \* 4/2008 Rae ..... D7/395
- D567,579 S \* 4/2008 Rae ..... D7/393
- D569,682 S \* 5/2008 Prakasa ..... D7/393
- D578,345 S \* 10/2008 Rae ..... D7/393
- D579,265 S 10/2008 Munari
- D579,714 S \* 11/2008 Cheng et al. .... D7/360
- D587,519 S \* 3/2009 Cheng et al. .... D7/360
- D592,452 S \* 5/2009 Tetreault ..... D7/395
- D599,165 S \* 9/2009 Rae ..... D7/395

\* cited by examiner

*Primary Examiner* Cynthia M Chin

(74) *Attorney, Agent, or Firm*—Gardner Groff Greenwald & Villanueva, PC

(57) **CLAIM**

The ornamental design for a cookware handle, as shown and described.

**DESCRIPTION**

FIG. 1 is a top perspective view of a cookware handle according to the present invention.

FIG. 2 is a bottom perspective view of the cookware handle of FIG. 1.

FIG. 3 is a left side view of the cookware handle of FIG. 1, the right side view being a mirror image thereof.

FIG. 4 is a top view of the cookware handle of FIG. 1.

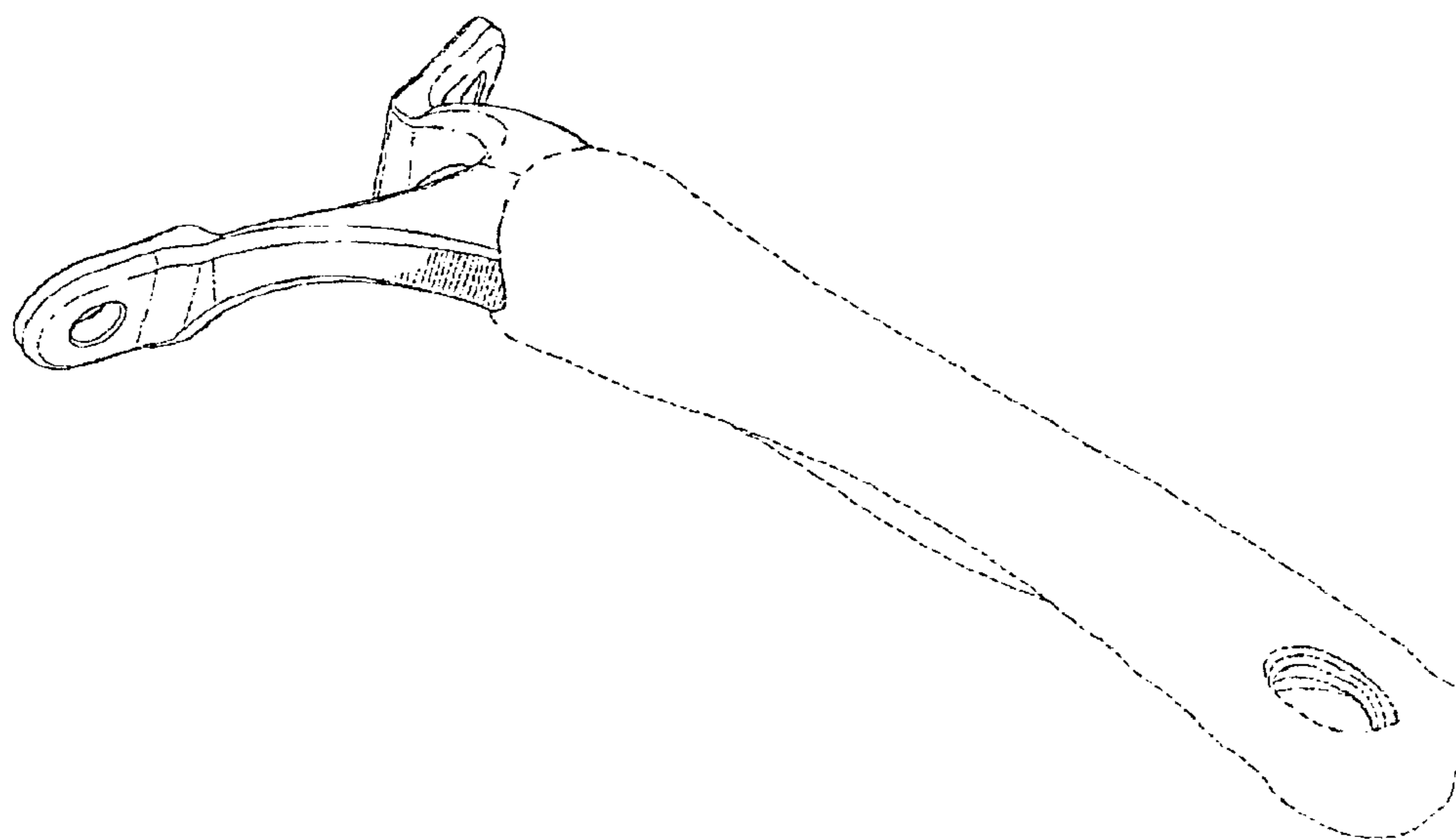
FIG. 5 is a front end (gripping end) view of the cookware handle of FIG. 1.

FIG. 6 is a rear end (mounting end) view of cookware handle of FIG. 1; and,

FIG. 7 is a bottom view of the cookware handle of FIG. 1.

The broken lines immediately adjacent the shaded areas represent the bounds of the claim and all other broken lines represent unclaimed portions of the design. None of the broken lines form a part of the claimed design.

**1 Claim, 7 Drawing Sheets**



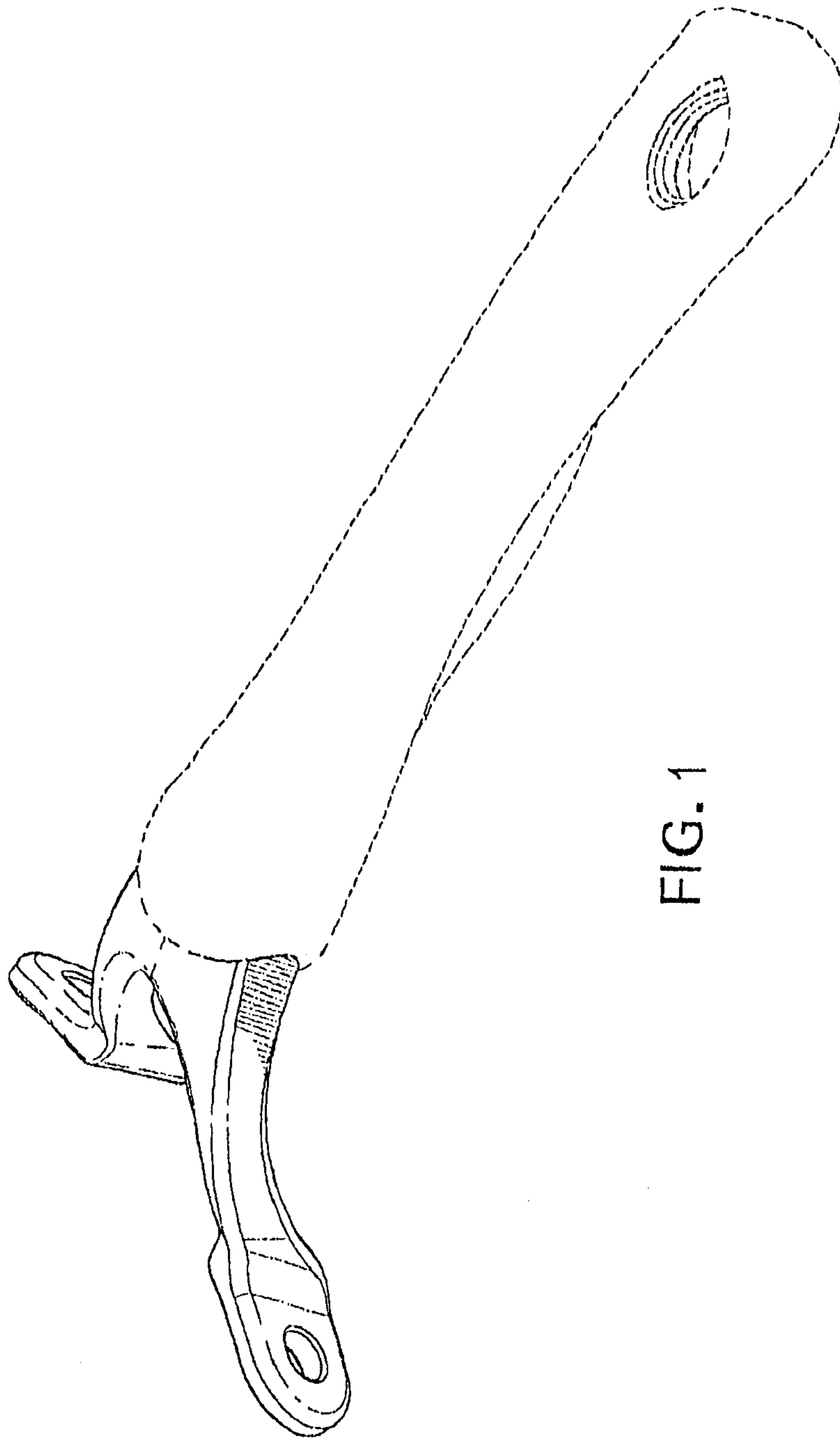


FIG. 1

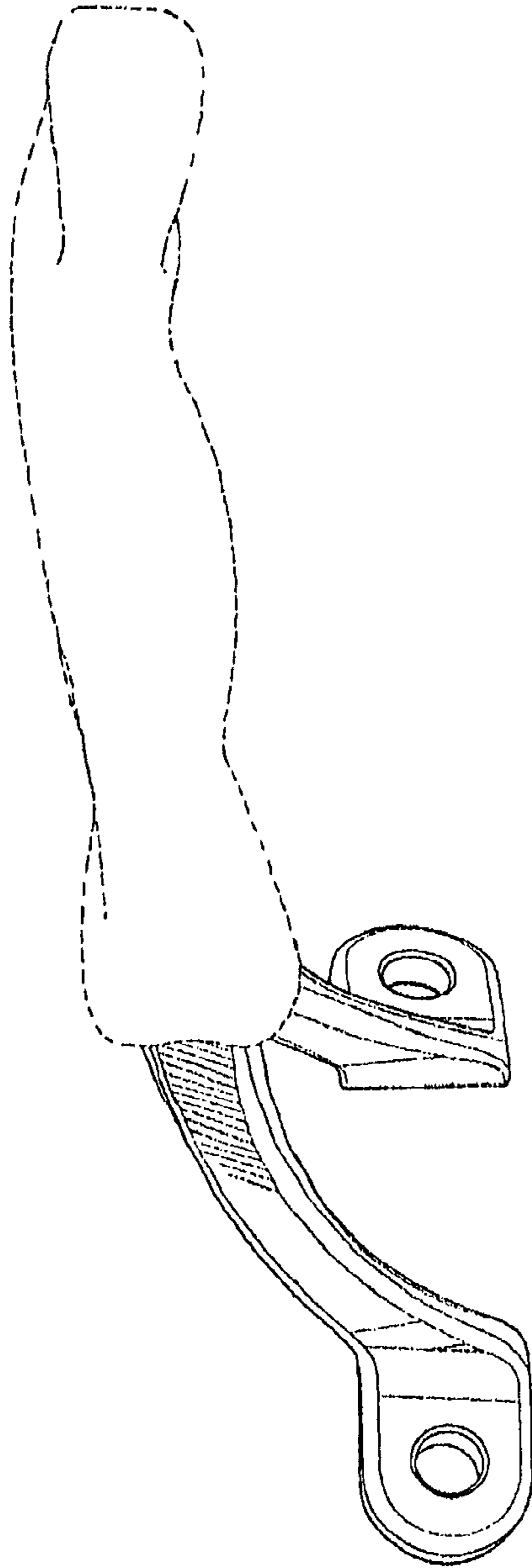


FIG. 2

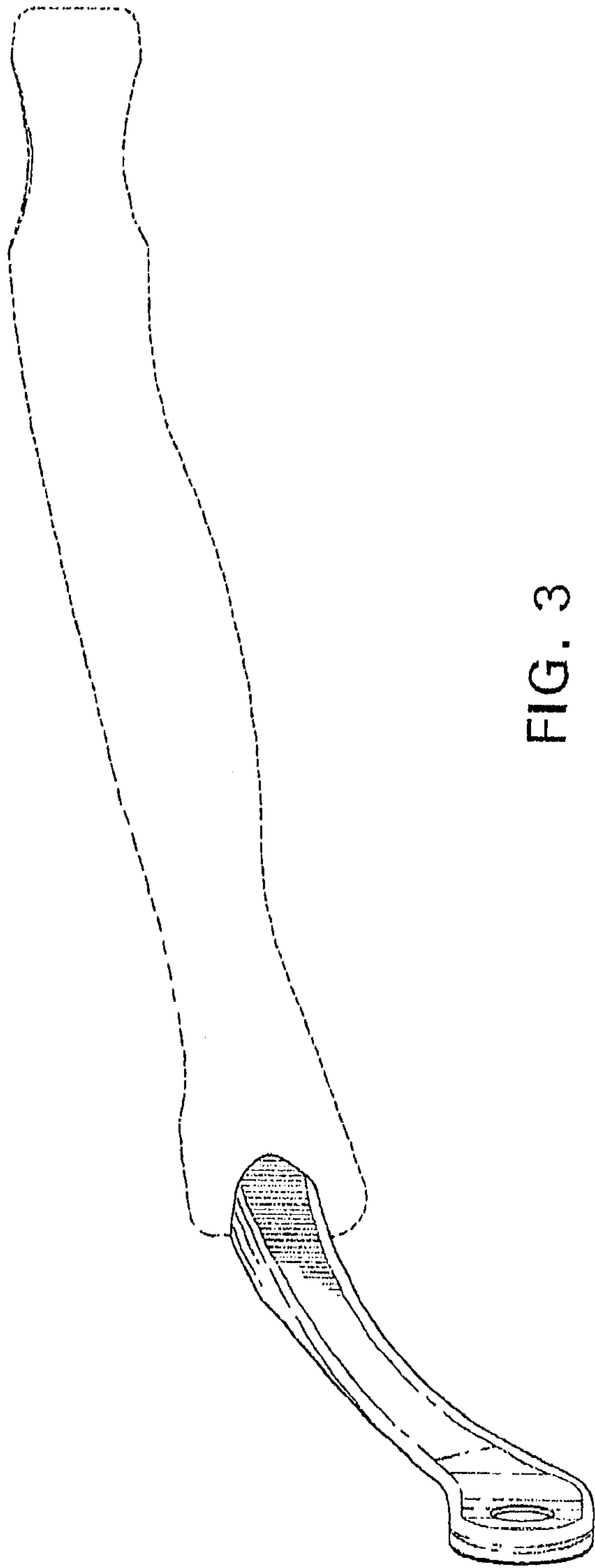


FIG. 3

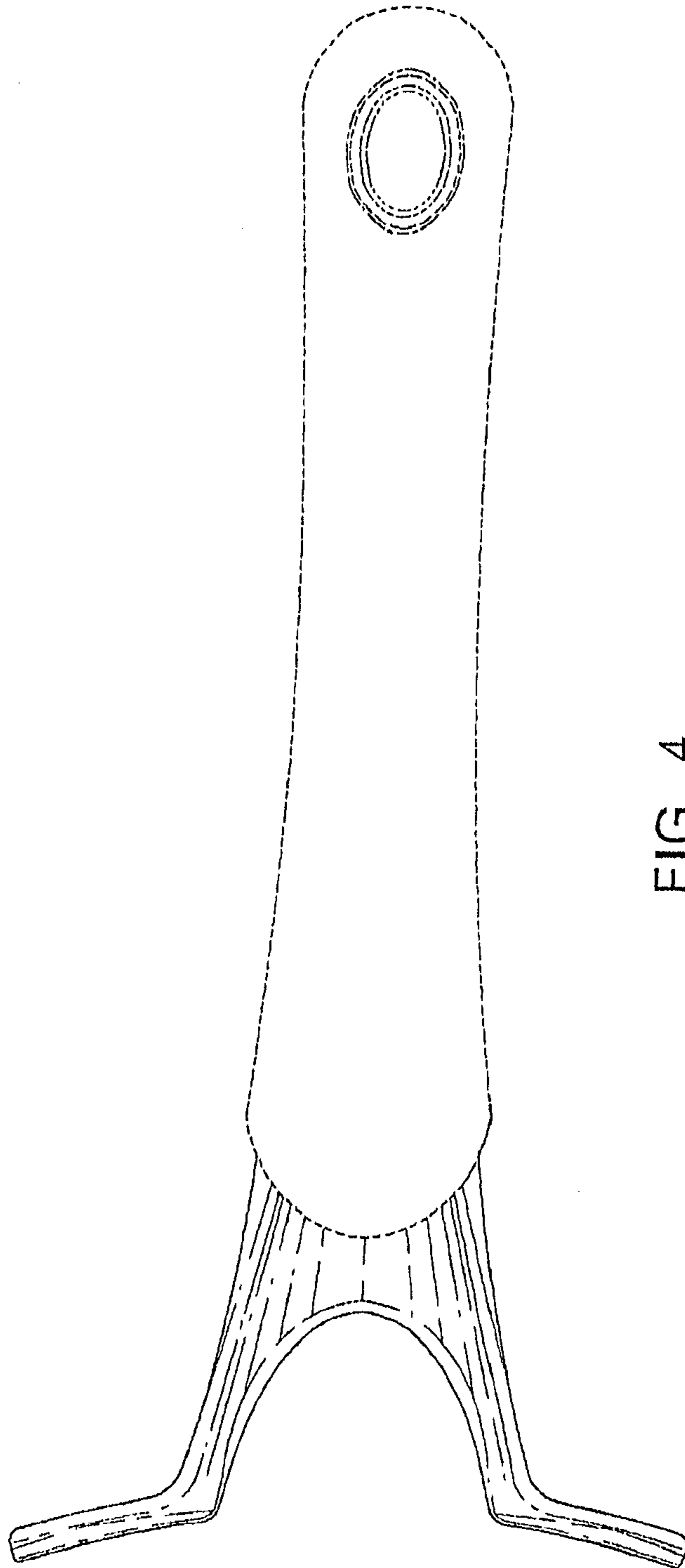


FIG. 4

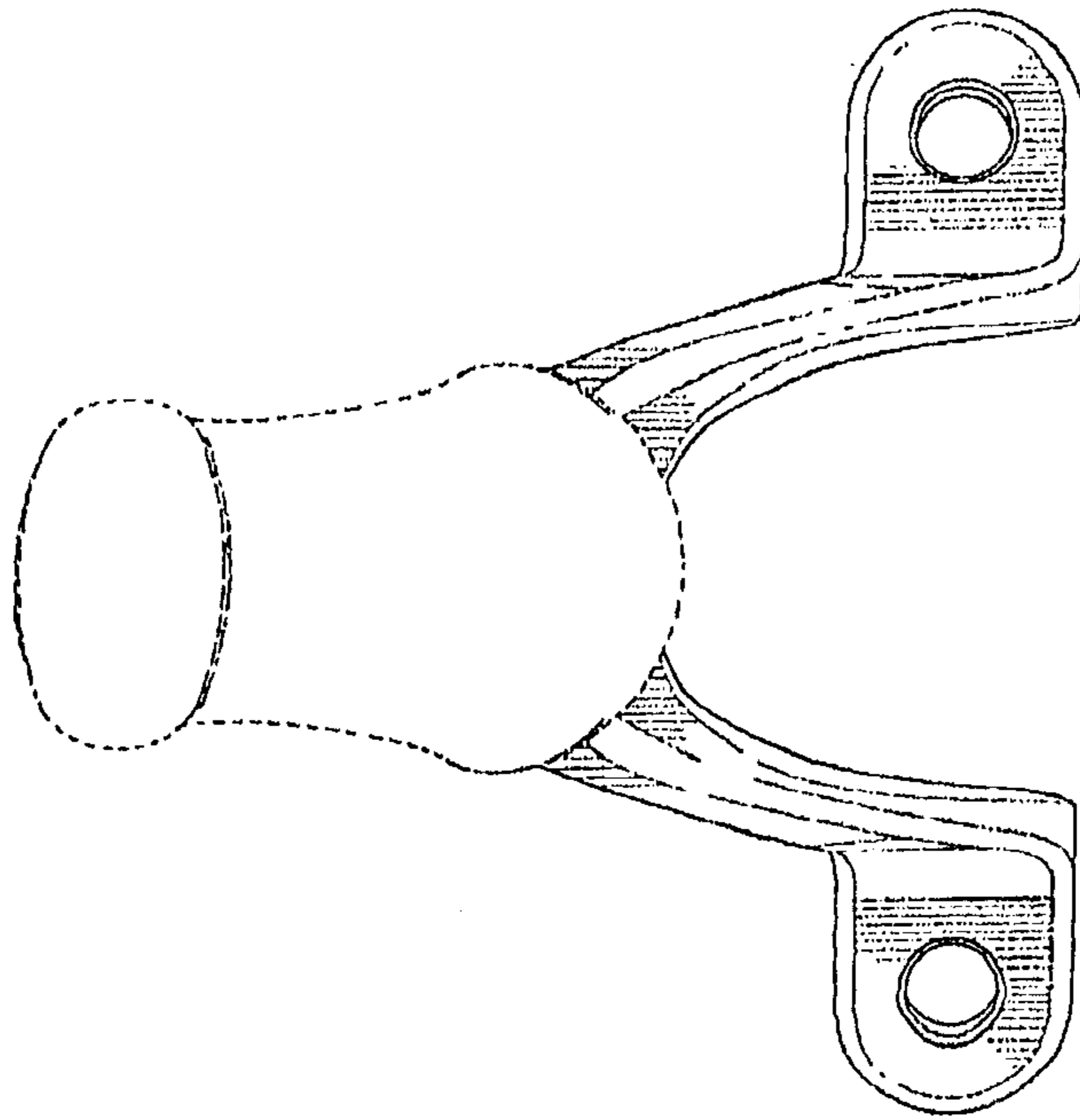


FIG. 5

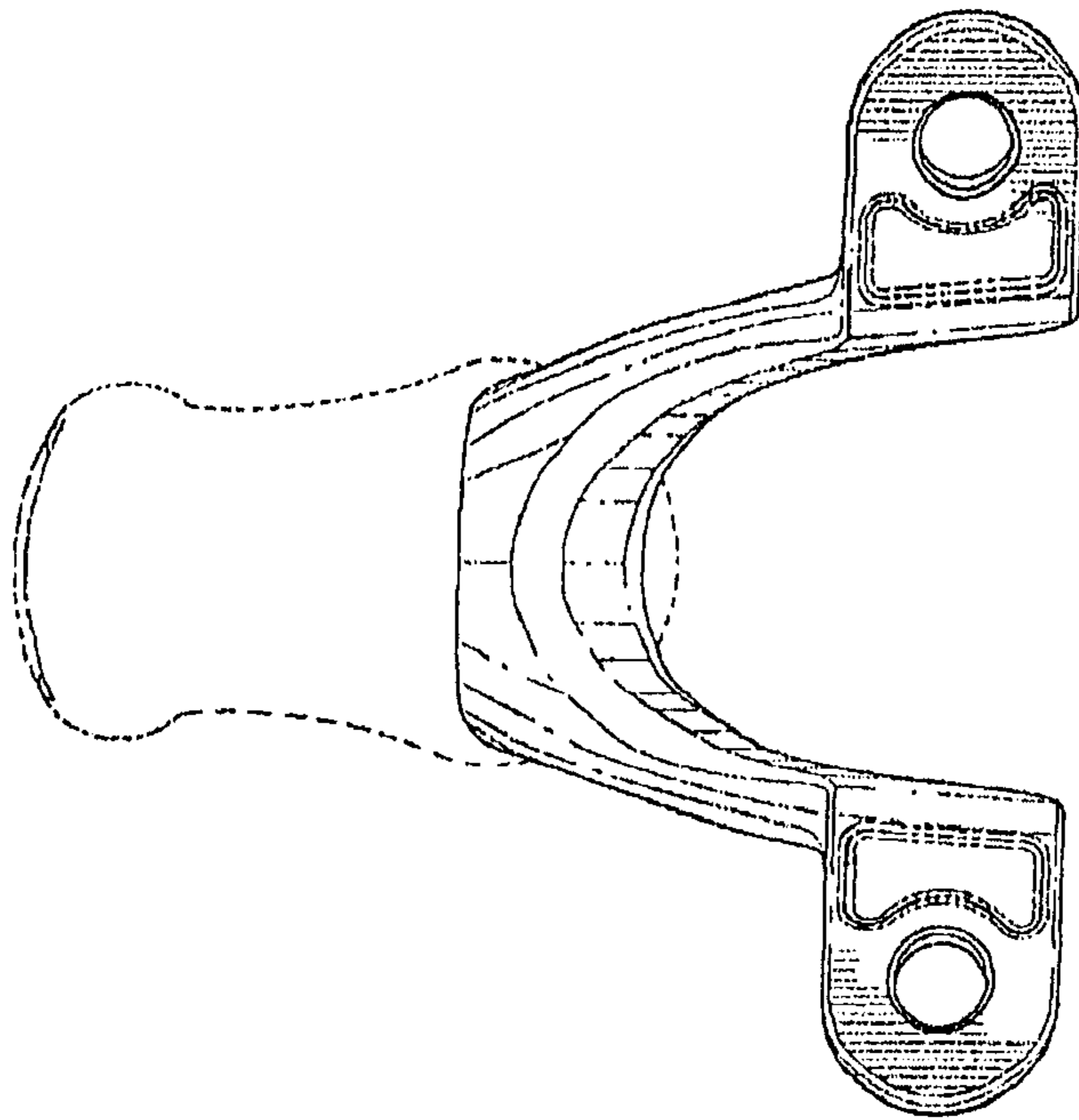


FIG. 6



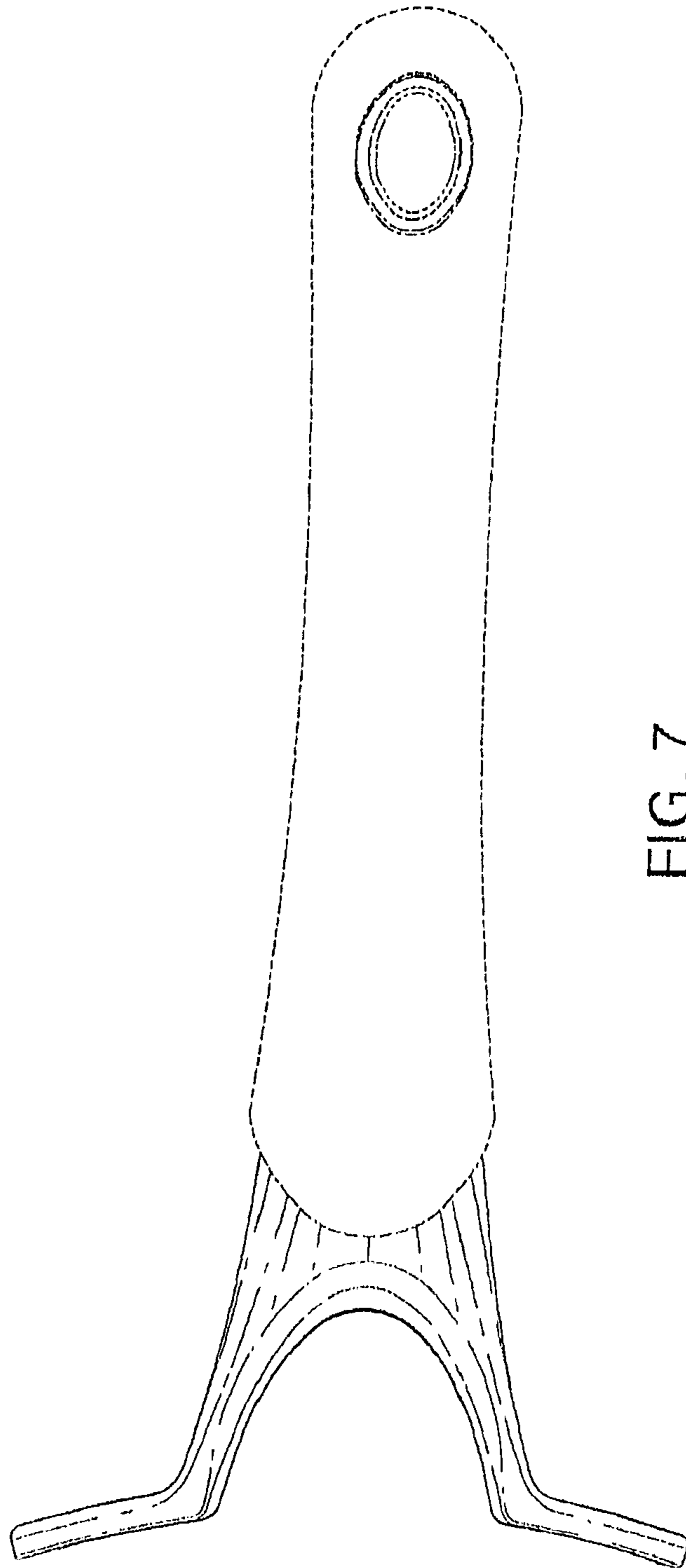


FIG. 7