



US00D617130S

(12) **United States Design Patent**  
**Thom**

(10) **Patent No.:** **US D617,130 S**  
(45) **Date of Patent:** **\*\* Jun. 8, 2010**

(54) **PAIR OF FLOOR MATS**

(75) Inventor: **Allan R. Thom**, Clarendon Hills, IL  
(US)

(73) Assignee: **MacNeil IP LLC**, Downers Grove, IL  
(US)

(\*\*) Term: **14 Years**

(21) Appl. No.: **29/332,348**

(22) Filed: **Feb. 13, 2009**

(51) **LOC (9) Cl.** ..... **06-11**

(52) **U.S. Cl.** ..... **D6/592**

(58) **Field of Classification Search** ..... D6/582,  
D6/583, 584, 585, 586, 592; D12/203, 504;  
341/20, 22, 35, 173, 176; 296/97.23; 15/215,  
15/216, 217; 428/138, 141; 280/163-164.1  
See application file for complete search history.

(56) **References Cited**

**U.S. PATENT DOCUMENTS**

D488,419 S *	4/2004	Lu	.....	D12/203
7,436,325 B2 *	10/2008	Bailey	.....	341/20
D584,671 S *	1/2009	Hsu	.....	D12/203
D585,349 S *	1/2009	Mason	.....	D12/203
D604,219 S *	11/2009	Lu	.....	D12/203

\* cited by examiner

*Primary Examiner*—Robert M Spear

*Assistant Examiner*—Barbara B Lohr

(74) *Attorney, Agent, or Firm*—Momkus McCluskey, LLC;  
Jefferson Perkins

(57) **CLAIM**

The ornamental design for a pair of floor mats, as shown and described.

**DESCRIPTION**

FIG. 1 is an isometric view of my design for a pair of floor mats, showing the right hand side floor mat;

FIG. 2 is an isometric view of my design for a pair of floor mats showing the left hand side floor mat;

FIG. 3 is a cross-sectional view of my design along Line 3—3 of FIG. 1;

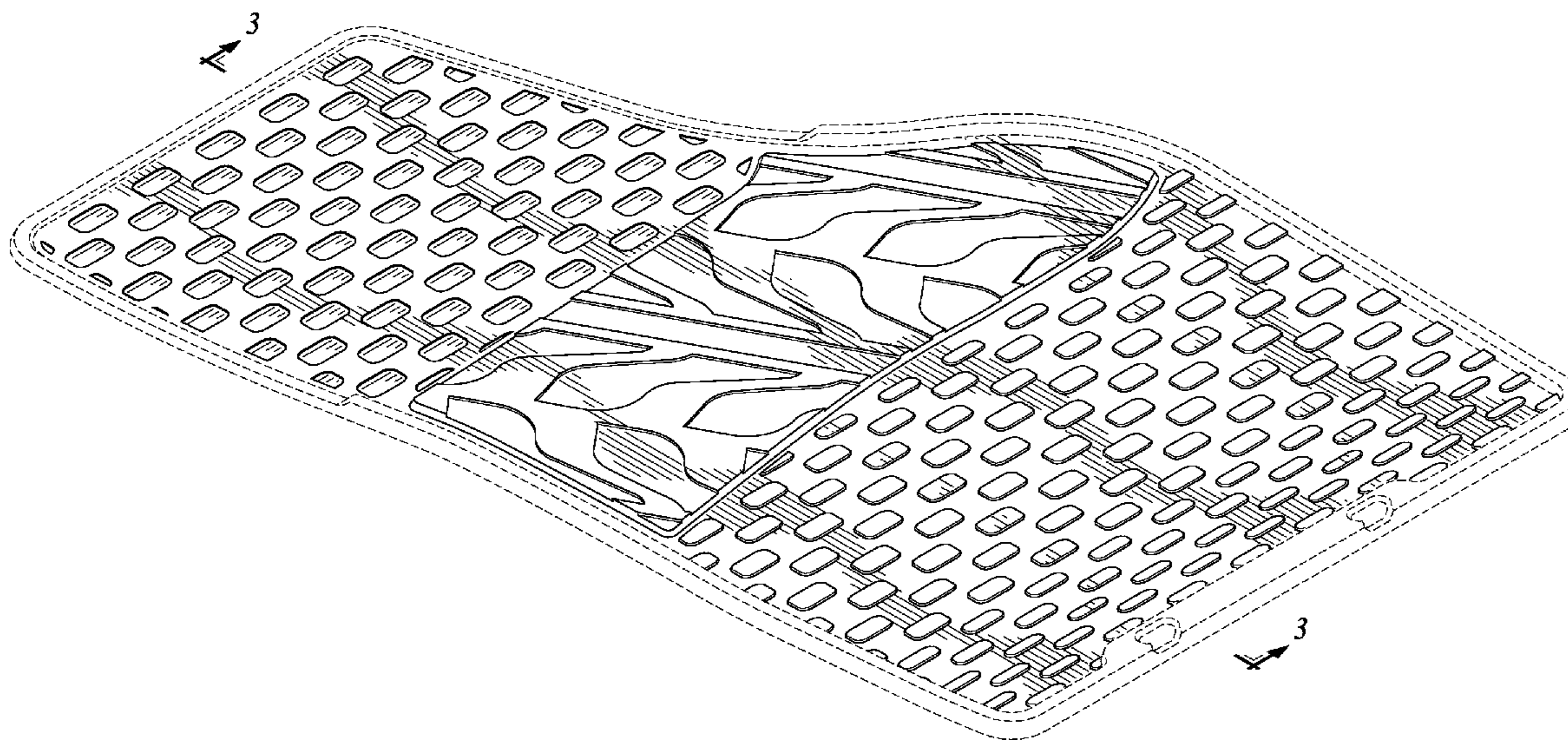
FIG. 4 is a cross-sectional view of my design along Line 4—4 of FIG. 2;

FIG. 5 is a top plan view of my design for a pair of floor mats showing the right hand side floor mat; and,

FIG. 6 is a top plan view of my design for a pair of floor mats showing the left hand side floor mat.

The bottom and sides of the pair of floor mats are unadorned and form no portion of the design; the broken line showing of environment is for illustrative purposes only and forms no part of the claimed design.

**1 Claim, 5 Drawing Sheets**





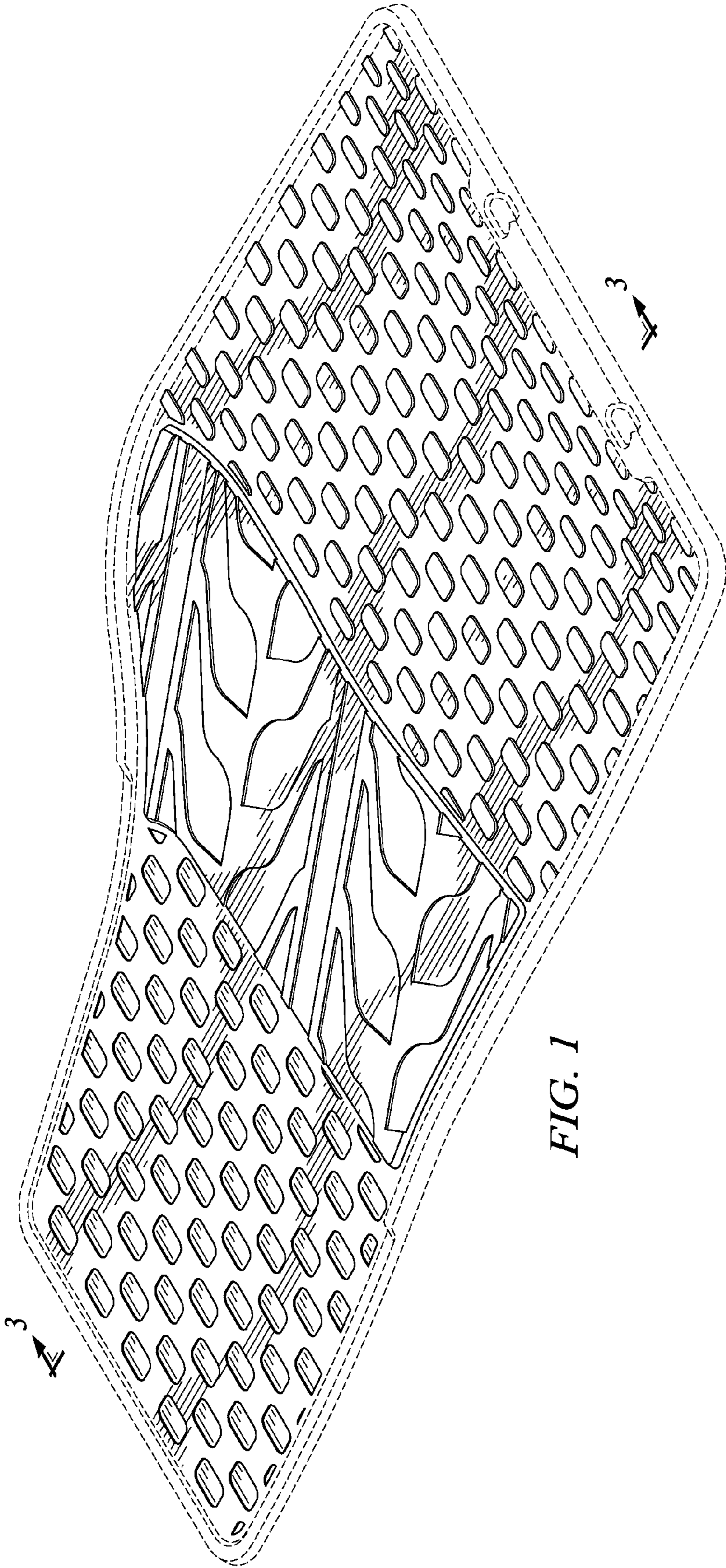


FIG. 1



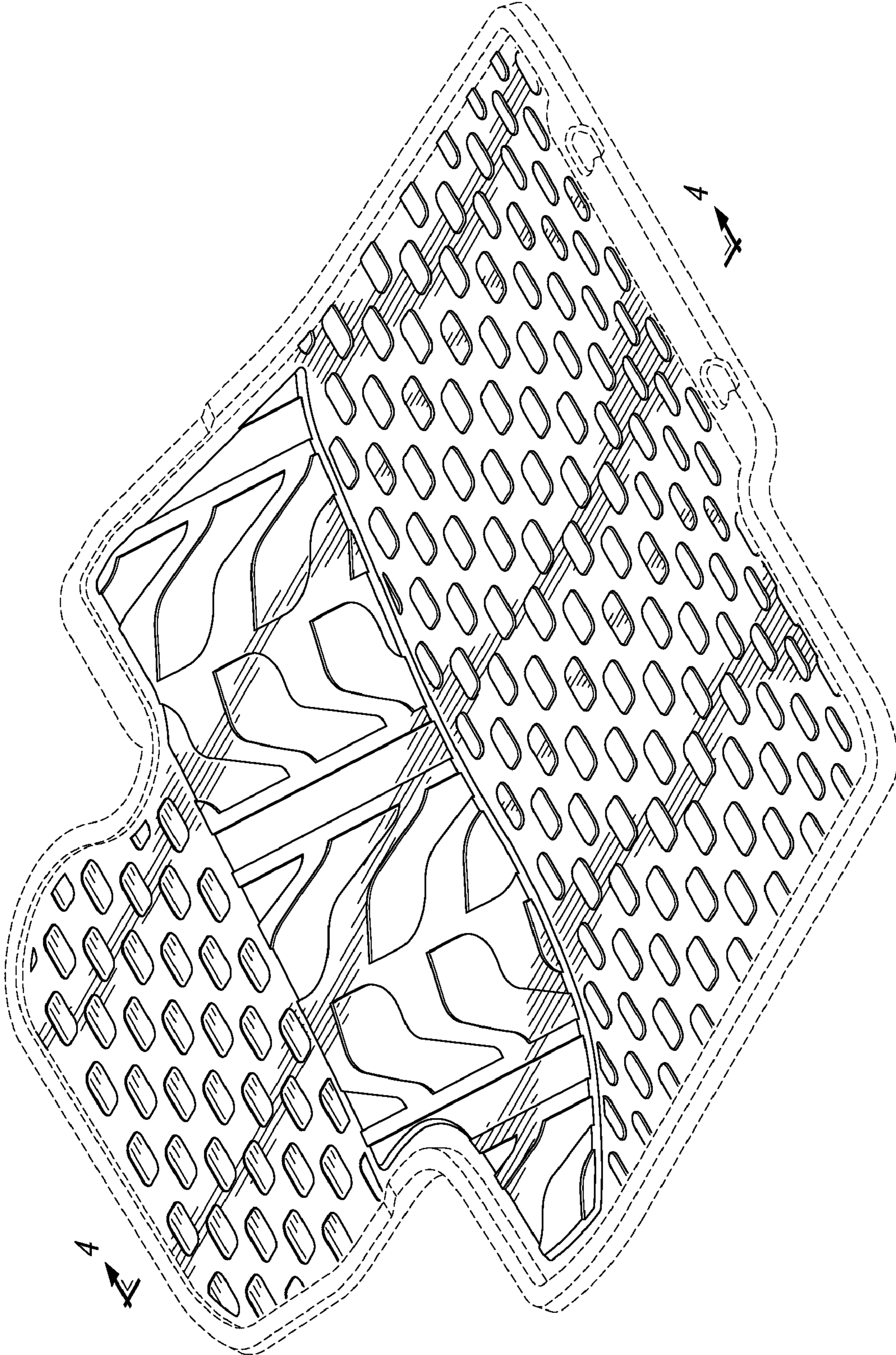


FIG. 2



*FIG. 3*



*FIG. 4*

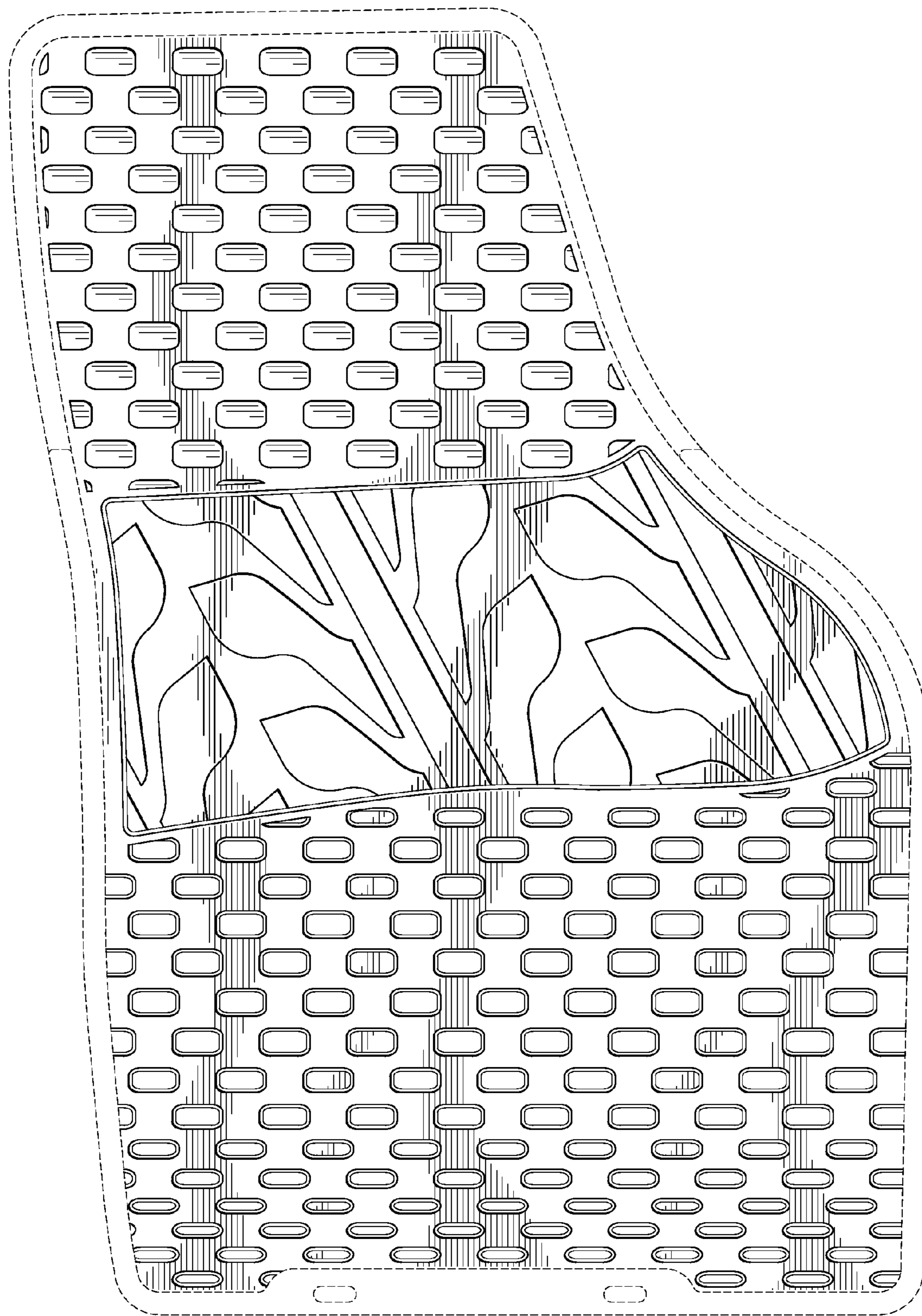


FIG. 5



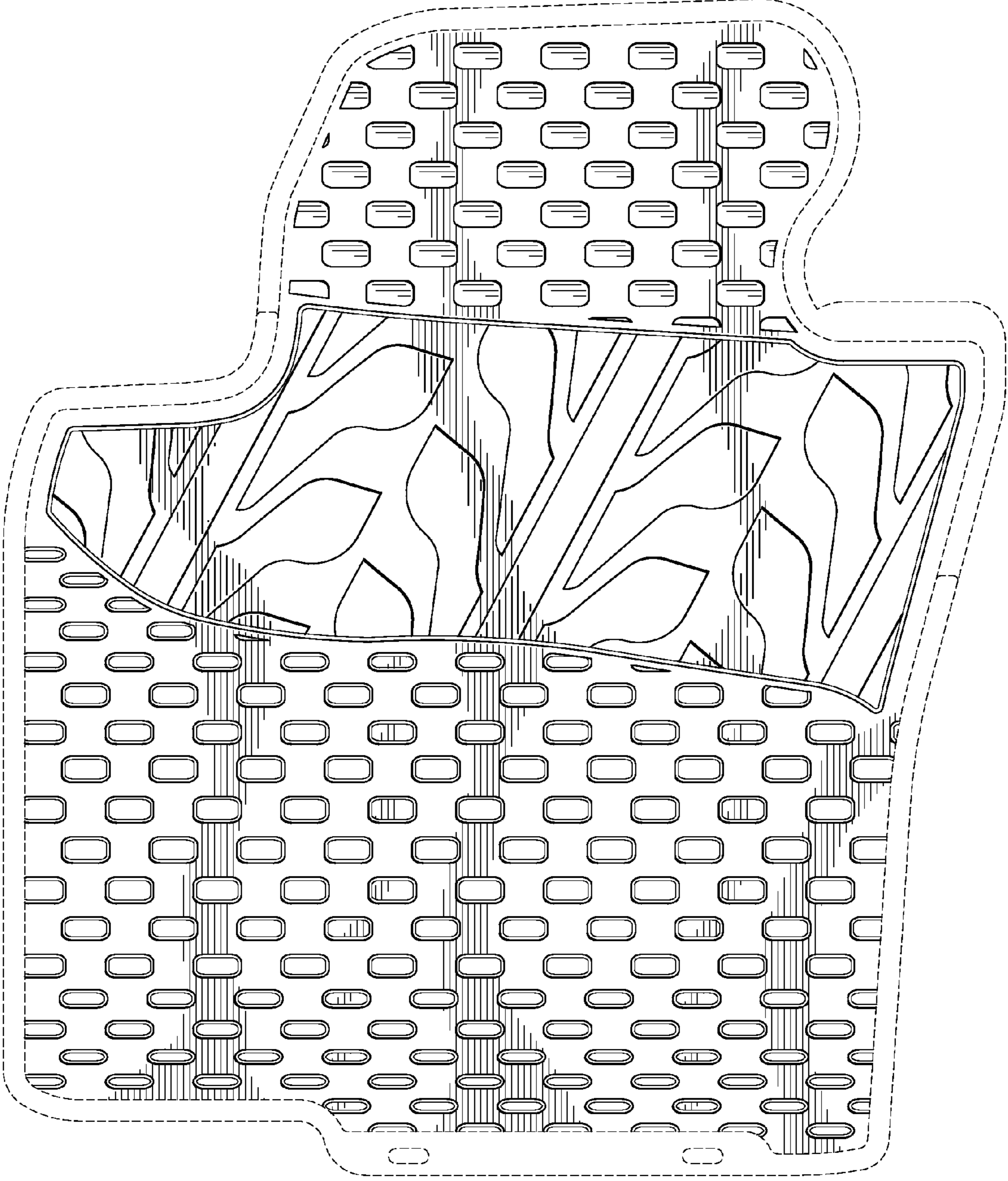


FIG. 6