



US00D617125S

(12) **United States Design Patent**  
**Erickson**

(10) **Patent No.:** **US D617,125 S**  
(45) **Date of Patent:** **\*\* Jun. 8, 2010**

(54) **SHELF DIVIDER**

(75) Inventor: **Brent Carl Erickson**, Thamesville (CA)

(73) Assignee: **B. Erickson Manufacturing Ltd.**,  
Thamesville, Ontario (CA)

(\*\*) Term: **14 Years**

(21) Appl. No.: **29/311,967**

(22) Filed: **Aug. 7, 2009**

(30) **Foreign Application Priority Data**

Aug. 5, 2009 (CA) ..... 131701

(51) **LOC (9) Cl.** ..... **06-04**

(52) **U.S. Cl.** ..... **D6/511**

(58) **Field of Classification Search** ..... D6/491,  
D6/492, 632, 509-511; D8/380-381; 108/27,  
108/50.02, 60

See application file for complete search history.

(56) **References Cited**

**U.S. PATENT DOCUMENTS**

3,592,344 A \* 7/1971 Schade ..... 211/42  
D308,394 S \* 6/1990 Smith ..... D19/34.1  
D343,082 S \* 1/1994 Sayad ..... D6/509  
D407,011 S \* 3/1999 Boije ..... D8/381  
D421,050 S \* 2/2000 Henrikson et al. .... D19/33  
D458,781 S \* 6/2002 Cook et al. .... D6/511

D483,204 S \* 12/2003 Chang ..... D6/475  
D488,006 S \* 4/2004 Deichmann ..... D6/484  
D495,172 S \* 8/2004 Brownfield et al. .... D6/509  
D544,408 S \* 6/2007 Weekes ..... D12/106  
D551,294 S \* 9/2007 Goudy ..... D19/34.1  
D554,189 S \* 10/2007 Chen et al. .... D19/90  
D557,266 S \* 12/2007 Hughes ..... D14/451  
D595,122 S \* 6/2009 Clarke ..... D8/368

**FOREIGN PATENT DOCUMENTS**

CA 120834 5/2007

\* cited by examiner

*Primary Examiner*—Elizabeth A Albert  
*Assistant Examiner*—Kelley A Donnelly

(57) **CLAIM**

I claim the ornamental design for a shelf divider, as shown.

**DESCRIPTION**

FIG. 1 - is a perspective view of the shelf divider showing the design;

FIG. 2 - is a front view of the shelf divider of FIG. 1;

FIG. 3 - is a back view of the shelf divider of FIG. 1;

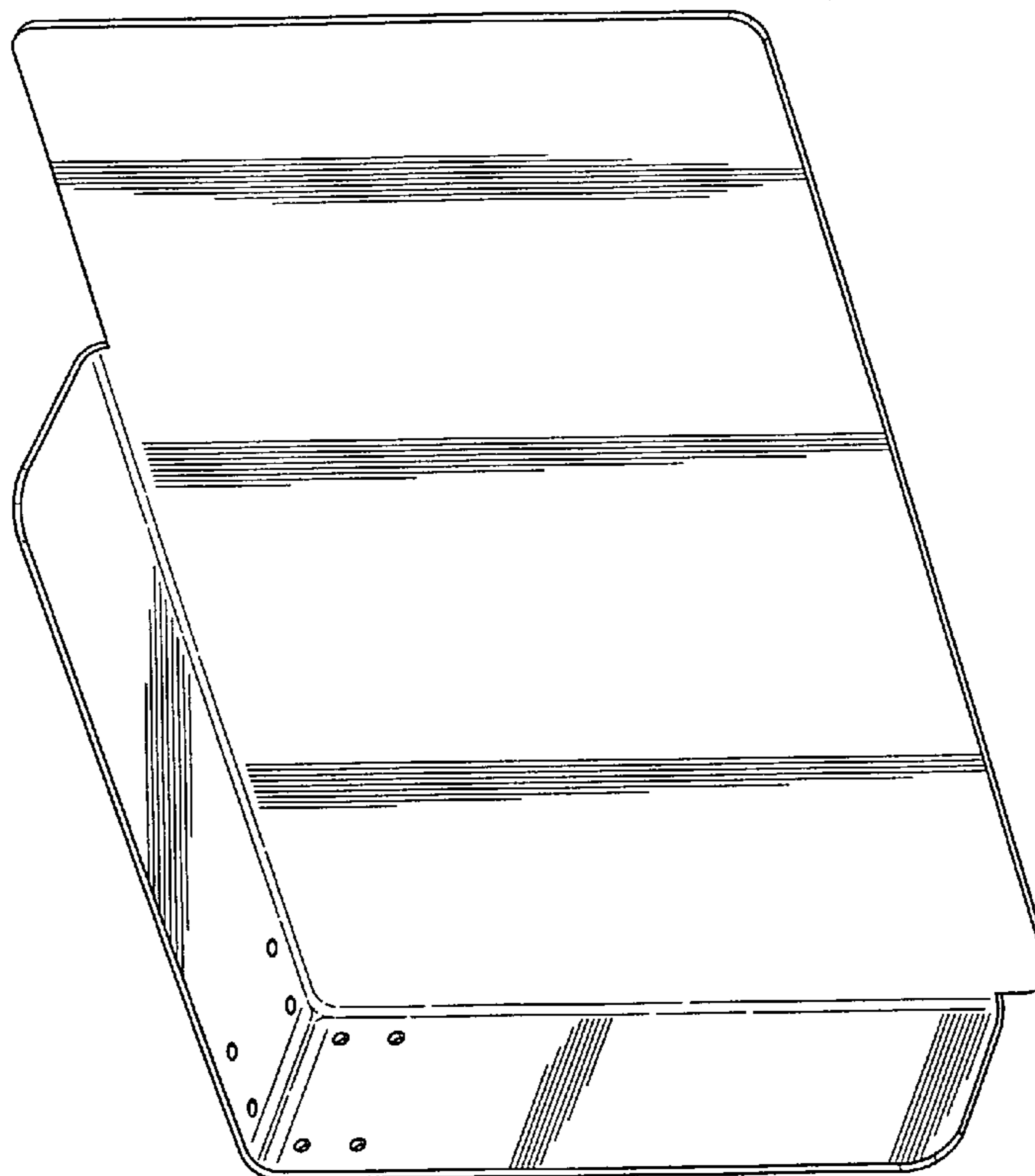
FIG. 4 - is a right side view of the shelf divider of FIG. 1;

FIG. 5 - is a bottom view of the shelf divider of FIG. 1;

FIG. 6 - is a top view of the shelf divider of FIG. 1; and,

FIG. 7 - is a left side view of the shelf divider of FIG. 1.

**1 Claim, 3 Drawing Sheets**



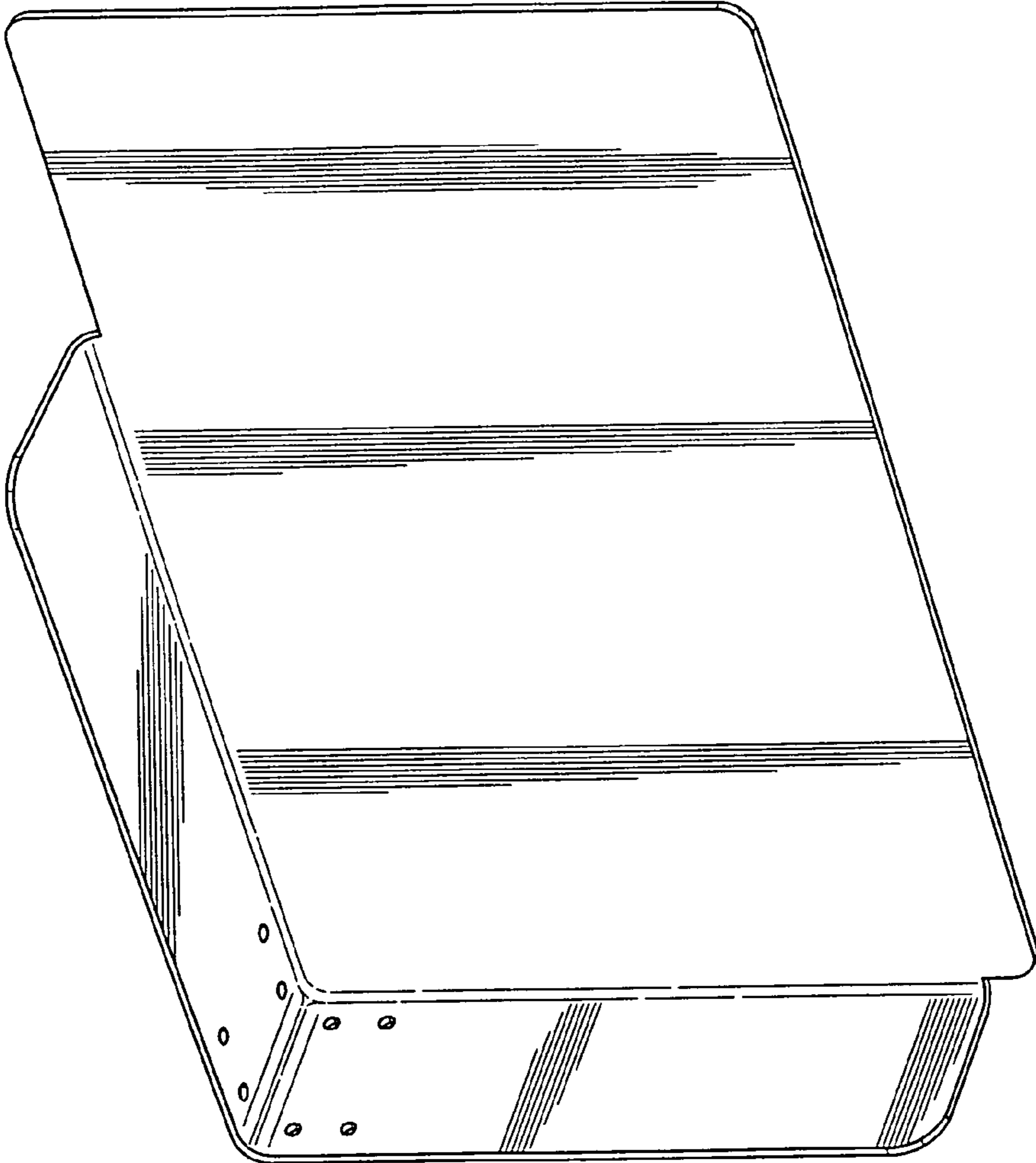


FIG. 1




FIG. 2




FIG. 3




FIG. 4




FIG. 5




FIG. 6




FIG. 7