



US00D617119S

(12) **United States Design Patent**
Fojtasek

(10) **Patent No.:** **US D617,119 S**
(45) **Date of Patent:** **** Jun. 8, 2010**

(54) **INFANT DRESSING TRAY**

(76) **Inventor:** **Michelle Fojtasek**, 300 Crescent Ct.,
Suite 850, Dallas, TX (US) 75201

(**) **Term:** **14 Years**

(21) **Appl. No.:** **29/345,194**

(22) **Filed:** **Oct. 12, 2009**

Related U.S. Application Data

(62) Division of application No. 29/336,438, filed on May 4, 2009, which is a division of application No. 29/289,240, filed on Jul. 12, 2007, now Pat. No. Des. 591,534.

(51) **LOC (9) Cl.** **06-04**

(52) **U.S. Cl.** **D6/476**

(58) **Field of Classification Search** D3/201,
D3/304; D6/467, 476, 300-314; 40/700,
40/711, 720, 722-725, 735, 765; D20/10,
D20/40; D19/52

See application file for complete search history.

(56) **References Cited**

U.S. PATENT DOCUMENTS

- 2,501,379 A * 3/1950 Cranston 206/509
- D274,589 S * 7/1984 Christensen et al. D6/302
- 4,648,524 A * 3/1987 Ackermann 220/507
- D304,842 S * 11/1989 Barone et al. D19/75
- D308,699 S * 6/1990 Ancona et al. D19/75
- D328,099 S * 7/1992 Williams D19/75
- D363,856 S * 11/1995 Westbrooks, Jr. D7/553.2
- D414,808 S * 10/1999 Hunt D19/75
- D419,772 S * 2/2000 Williams D3/313

- D433,568 S * 11/2000 Willison D3/310
- D439,113 S * 3/2001 Claffy et al. D7/553.1
- D458,037 S * 6/2002 Ueno D6/302
- D458,038 S * 6/2002 Ueno D6/302
- D461,318 S * 8/2002 Ueno D6/302
- D472,711 S * 4/2003 Chen D3/313
- D512,836 S * 12/2005 Marnell, II D3/313
- D537,633 S * 3/2007 Marnell, II D3/313
- D538,537 S * 3/2007 Osborn D3/313
- D555,938 S * 11/2007 Brisco D6/476
- D585,683 S * 2/2009 Nielsen D6/510
- D595,959 S * 7/2009 Wade et al. D3/319
- 2003/0006156 A1 * 1/2003 McCracken et al. 206/373

* cited by examiner

Primary Examiner—Elizabeth A Albert

Assistant Examiner—Kelley A Donnelly

(74) *Attorney, Agent, or Firm*—Gardere Wynne Sewell LLP

(57) **CLAIM**


The ornamental design for an infant dressing tray, as shown and described.

DESCRIPTION

- FIG. 1 a right side elevation of the infant dressing tray;
- FIG. 2 is a left side elevation of the infant dressing tray;
- FIG. 3 is an end view of the infant dressing tray;
- FIG. 4 is an opposite end view of the infant dressing tray;
- FIG. 5 is a bottom plan view of the infant dressing tray; and,
- FIG. 6 is a top plan view of the infant dressing tray.

The broken lines are for environmental purposes only and form no part of the claimed design.

1 Claim, 3 Drawing Sheets






FIG. 1



FIG. 2




FIG. 3




FIG. 4




FIG. 5




FIG. 6