



US00D617118S

(12) **United States Design Patent**
Fojtasek

(10) **Patent No.:** **US D617,118 S**
(45) **Date of Patent:** **** Jun. 8, 2010**

(54) **INFANT DRESSING TRAY**

(76) Inventor: **Michelle Fojtasek**, 300 Crescent Ct.,
Suite 850, Dallas, TX (US) 75201

(**) Term: **14 Years**

(21) Appl. No.: **29/345,191**

(22) Filed: **Oct. 12, 2009**

Related U.S. Application Data

(62) Division of application No. 29/336,438, filed on May 4, 2009, which is a division of application No. 29/289,240, filed on Jul. 12, 2007, now Pat. No. Des. 591,534.

(51) **LOC (9) Cl.** **06-04**

(52) **U.S. Cl.** **D6/476**

(58) **Field of Classification Search** D3/201,
D3/304; D6/467, 476, 300-314; 40/700,
40/711, 720, 722-725, 735, 765; D20/10,
D20/40; D19/52

See application file for complete search history.

(56) **References Cited**

U.S. PATENT DOCUMENTS

2,501,379	A *	3/1950	Cranston	206/509
D274,589	S *	7/1984	Christensen et al.	D6/302
4,648,524	A *	3/1987	Ackermann	220/507
D304,842	S *	11/1989	Barone et al.	D19/75
D308,699	S *	6/1990	Ancona et al.	D19/75
D328,099	S *	7/1992	Williams	D19/75
D363,856	S *	11/1995	Westbrooks, Jr.	D7/553.2
D414,808	S *	10/1999	Hunt	D19/75
D419,772	S *	2/2000	Williams	D3/313
D433,568	S *	11/2000	Willison	D3/310

D439,113	S *	3/2001	Claffy et al.	D7/553.1
D458,037	S *	6/2002	Ueno	D6/302
D458,038	S *	6/2002	Ueno	D6/302
D461,318	S *	8/2002	Ueno	D6/302
D472,711	S *	4/2003	Chen	D3/313
D512,836	S *	12/2005	Marnell, II	D3/313
D537,633	S *	3/2007	Marnell, II	D3/313
D538,537	S *	3/2007	Osborn	D3/313
D555,938	S *	11/2007	Brisco	D6/476
D585,683	S *	2/2009	Nielsen	D6/510
D595,959	S *	7/2009	Wade et al.	D3/319
2003/0006156	A1 *	1/2003	McCracken et al.	206/373

* cited by examiner

Primary Examiner—Elizabeth A Albert
Assistant Examiner—Kelley A Donnelly
(74) *Attorney, Agent, or Firm*—Gardere Wynne Sewell LLP


(57) **CLAIM**

The ornamental design for an infant dressing tray, as shown and described.

DESCRIPTION

FIG. 1 a right side elevation of the infant dressing tray;
FIG. 2 is a left side elevation of the infant dressing tray;
FIG. 3 is an end view of the infant dressing tray;
FIG. 4 is an opposite end view of the infant dressing tray;
FIG. 5 is a top plan view of an infant dressing tray in accordance with my invention; and,
FIG. 6 is a bottom plan view of the infant dressing tray.
The broken lines are for environmental purposes only and form no part of the claimed design.

1 Claim, 3 Drawing Sheets






FIG. 1




FIG. 2




FIG. 3



FIG. 4




FIG. 5




FIG. 6