



US00D617112S

(12) **United States Design Patent**  
**Tsai**

(10) **Patent No.:** **US D617,112 S**

(45) **Date of Patent:** **\*\* Jun. 8, 2010**

(54) **LOVE SEAT**

(76) **Inventor:** **Steven Tsai**, 10309 Vacco St., S. El Monte, CA (US) 91733

(\*\*) **Term:** **14 Years**

(21) **Appl. No.:** **29/316,845**

(22) **Filed:** **Nov. 7, 2009**

(51) **LOC (9) Cl.** ..... **06-01**

(52) **U.S. Cl.** ..... **D6/381**

(58) **Field of Classification Search** ..... D6/334,  
D6/336, 369, 374, 491, 492, 495, 500-502;  
297/63, 94, 232, 233, 248, 283.1, 283.2,  
297/535, 354.1, 445.1, 446.1, 448.1; 5/12.1,  
5/12.2

See application file for complete search history.

(56) **References Cited**

**U.S. PATENT DOCUMENTS**

D170,088 S *	7/1953	Hoffman	.....	D6/381
D239,424 S *	4/1976	Offradl	.....	D6/381
D246,622 S *	12/1977	Dranger et al.	.....	D6/381
D373,256 S *	9/1996	Lewis	.....	D6/381
D376,274 S *	12/1996	Lewis	.....	D6/381
D396,332 S *	7/1998	McMahon	.....	D30/118
D448,196 S *	9/2001	Gomez	.....	D6/377
D484,713 S *	1/2004	Gomez	.....	D6/381
D495,518 S *	9/2004	Ricci	.....	D6/381
D498,075 S *	11/2004	Mourgue	.....	D6/381
D523,654 S *	6/2006	Jourdan	.....	D6/381

D540,561 S *	4/2007	Lewis	.....	D6/381
D566,417 S *	4/2008	Mourgue	.....	D6/381
D586,146 S *	2/2009	Mourgue	.....	D6/381
D586,578 S *	2/2009	Mourgue	.....	D6/381
D587,028 S *	2/2009	Mourgue	.....	D6/381
D587,029 S *	2/2009	Mourgue	.....	D6/381
D588,827 S *	3/2009	Mourgue	.....	D6/381
D593,765 S *	6/2009	Mourgue	.....	D6/381
D600,938 S *	9/2009	Natuzzi	.....	D6/381

\* cited by examiner

*Primary Examiner*—Sandra Snapp

(74) *Attorney, Agent, or Firm*—Clement Cheng

(57) **CLAIM**

The ornamental design for a love seat, as shown and described.

**DESCRIPTION**

FIG. 1 is a perspective view.

FIG. 2 is a front view.

FIG. 3 is a rear view.

FIG. 4 is a left side view.

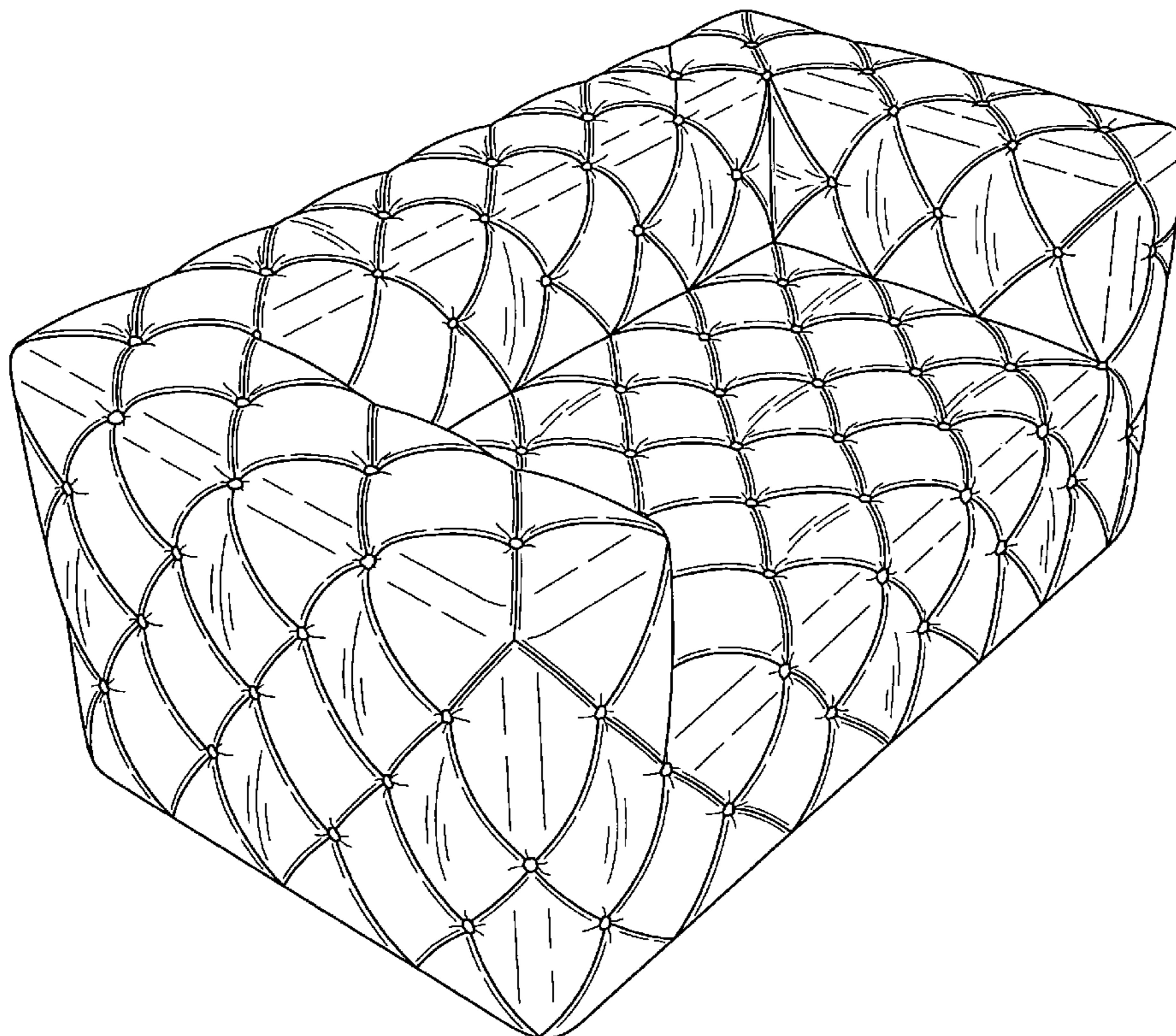
FIG. 5 is a right side view.

FIG. 6 is a top view; and,

FIG. 7 is a bottom view.

The broken line showing is for illustrative purposes only and forms no part of the claimed design.

**1 Claim, 6 Drawing Sheets**



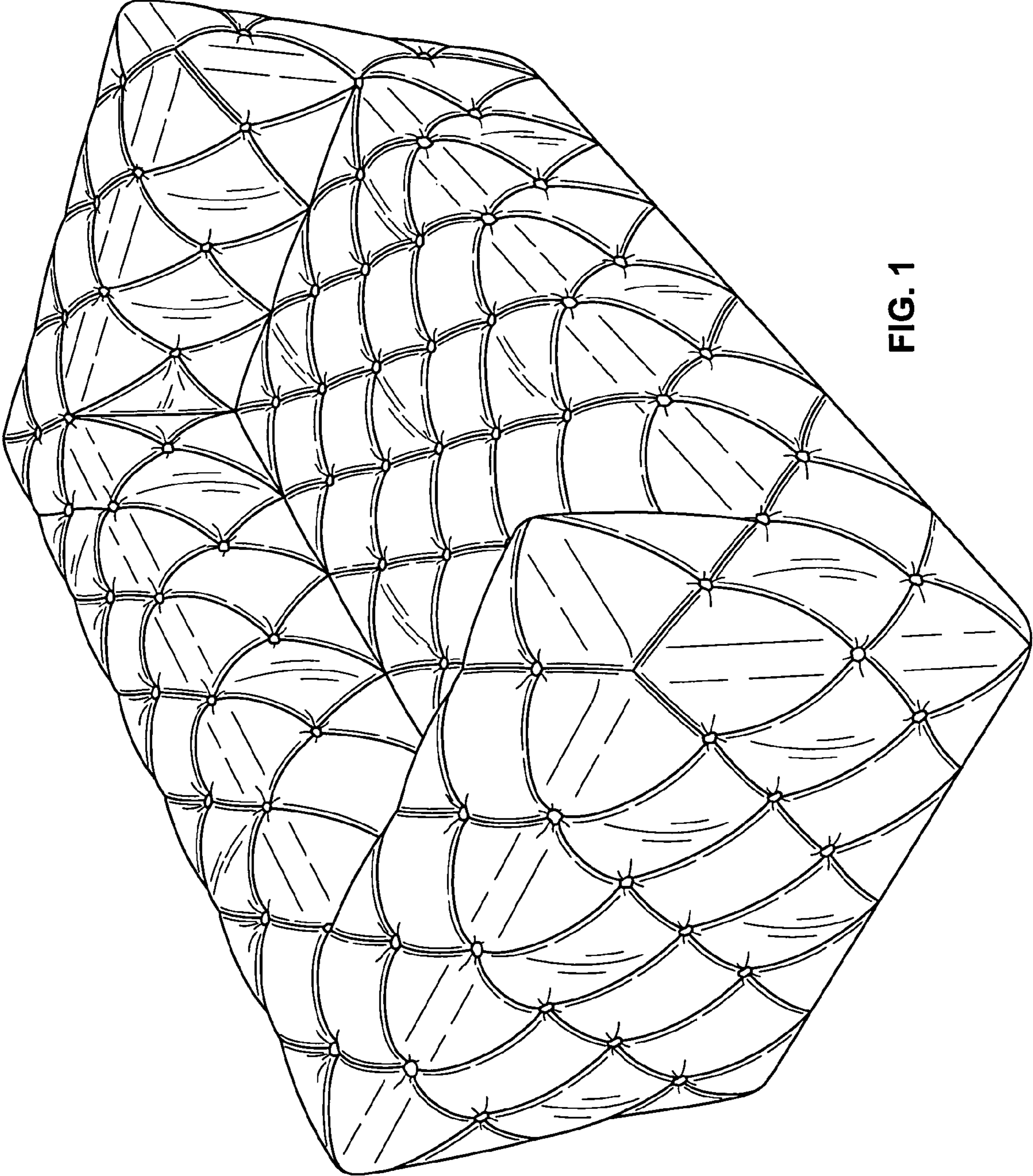


FIG. 1






FIG. 2




FIG. 3






FIG. 4




FIG. 5




FIG. 6




FIG. 7