



US00D617109S

(12) **United States Design Patent**
Niermeyer

(10) **Patent No.:** **US D617,109 S**
(45) **Date of Patent:** **** Jun. 8, 2010**

(54) **FOLDING CHAIR WITH PERFORATED BACK**

(75) Inventor: **Eric P. Niermeyer**, Vestal, NY (US)

(73) Assignee: **Stakmore Co., Inc.**, Owego, NY (US)

(**) Term: **14 Years**

(21) Appl. No.: **29/350,729**

(22) Filed: **Nov. 23, 2009**

(51) **LOC (9) Cl.** **06-01**

(52) **U.S. Cl.** **D6/368; D6/380**

(58) **Field of Classification Search** D6/334,
D6/335, 336, 367, 368, 371-373, 374, 376,
D6/379, 380, 500-502; 297/16.1, 39, 50,
297/55, 56, 58, 59, 60, 440.18, 440.22, 445.1,
297/446.1

See application file for complete search history.

(56) **References Cited**

U.S. PATENT DOCUMENTS

D22,088 S *	12/1892	Casiraghi	D6/379
1,543,598 A	6/1925	Buffington		
1,556,306 A	10/1925	Rastetter		
1,614,763 A	1/1927	Rastetter		
1,672,810 A	6/1928	Hughes et al.		
1,873,768 A	8/1932	Kux		
1,970,266 A *	8/1934	Allerding	297/60
2,044,473 A	6/1936	Geller	155/141
2,098,711 A *	11/1937	Rastetter	297/59
2,128,912 A	9/1938	Buffington	155/141
2,207,338 A	7/1940	Clarín	155/142
2,232,205 A *	2/1941	Boardman	297/60
2,432,266 A	12/1947	Wilkinson	311/99
D156,935 S *	1/1950	Carlson	D6/368
2,652,098 A	9/1953	Nordmark	155/139
2,654,419 A	10/1953	Nordmark	155/142
2,684,111 A	7/1954	Adler	155/139
2,729,275 A	1/1956	Morgan et al.	155/142
2,843,187 A	7/1958	Manne et al.	155/142
3,042,447 A	7/1962	Wilkinson	297/58
3,096,732 A	7/1963	Wilkinson	108/127

3,236,558 A	2/1966	Kaufman	297/59
D233,383 S *	10/1974	Ikeda	D6/380
D364,046 S *	11/1995	Keller	D6/379
D376,703 S *	12/1996	Lee	D6/380
D385,120 S *	10/1997	Wistehuff, III	D6/379
D395,967 S *	7/1998	Swy	D6/502

(Continued)

OTHER PUBLICATIONS

Photocopy of Stakmore catalog; "The Folding Furniture With the Permanent Look"; undated.

(Continued)

Primary Examiner—Mimosa De
(74) *Attorney, Agent, or Firm*—MacCord Mason PLLC

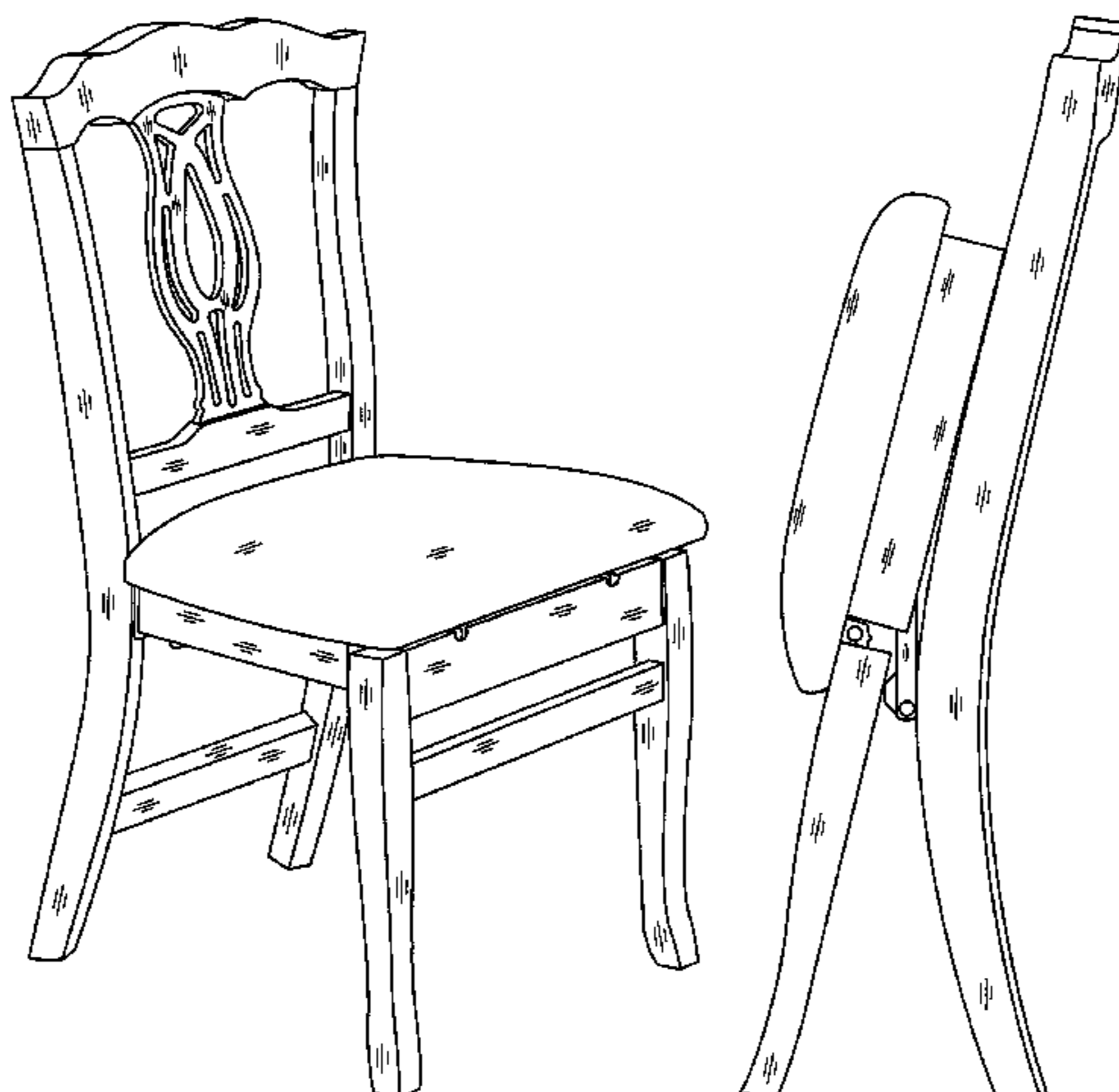
(57) **CLAIM**

The ornamental design for a folding chair with perforated back, as shown and described.

DESCRIPTION

FIG. 1 is a front perspective view of a chair showing my new design;
FIG. 2 is a side view, the opposite side being a mirror image thereof;
FIG. 3 is a front view thereof;
FIG. 4 is a back view thereof;
FIG. 5 a front view showing the chair of my new design in the folded position;
FIG. 6 is a back view showing the chair of my new design in the folded position; and,
FIG. 7 is a side view showing the chair of my new design in the folded position, the opposite side being a mirror image thereof.

1 Claim, 7 Drawing Sheets



US D617,109 S

Page 2

U.S. PATENT DOCUMENTS

D396,367 S * 7/1998 Swy D6/502
D464,493 S 10/2002 Stannard D6/368
D465,664 S 11/2002 Stannard D6/368
D468,925 S * 1/2003 Vaaler D6/379
D487,990 S * 4/2004 Vaaler D6/379
D513,679 S * 1/2006 Paus D6/502
D607,221 S * 1/2010 Shen D6/367

OTHER PUBLICATIONS

Photocopy of Stakmore Catalog; "The Folding Chair With the Permanent Look"; undated.

Photocopy of Stakmore Catalog; "The Folding Chair With the Permanent Look" Stakmore Model 610; undated.

Photocopy of Stakmore catalog; "Quality Furniture Since 1922"; undated.

Photocopy of chairs from Sticonf Catalog; COS 348, COS 348/1, LIN12; Feb. 2002.

Photocopy of chairs from Moro's catalog; undated.

Photocopy of chairs from GAR Products catalog 2292 PSPB; undated.

Photocopy of chairs from GAR Products catalog beginning with Chari 1840; undated.

Photocopy of p. 656 of Modern Woodworking Magazine; Feb. 2002.

* cited by examiner




FIG. 1

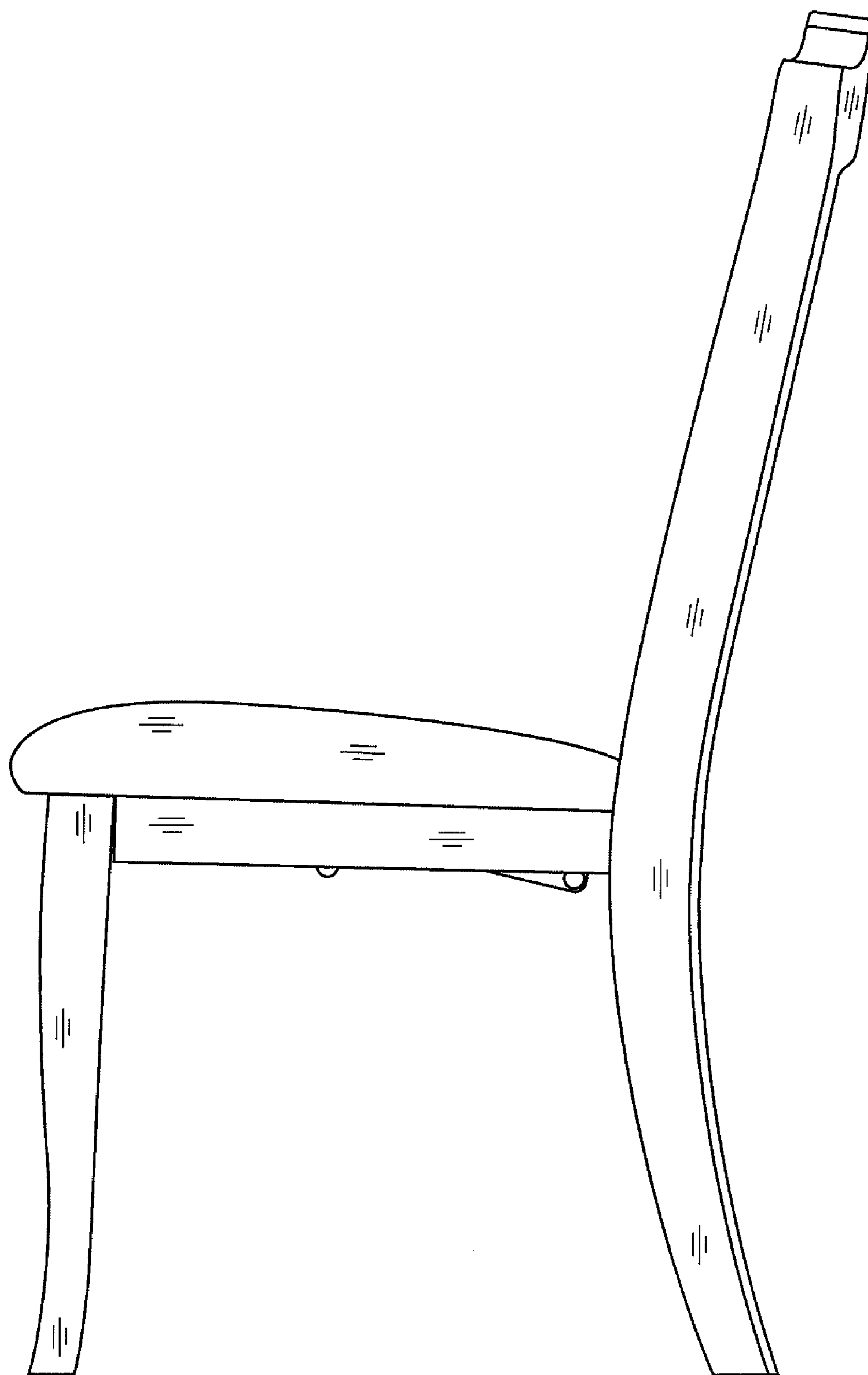


FIG. 2




FIG. 3




FIG. 4

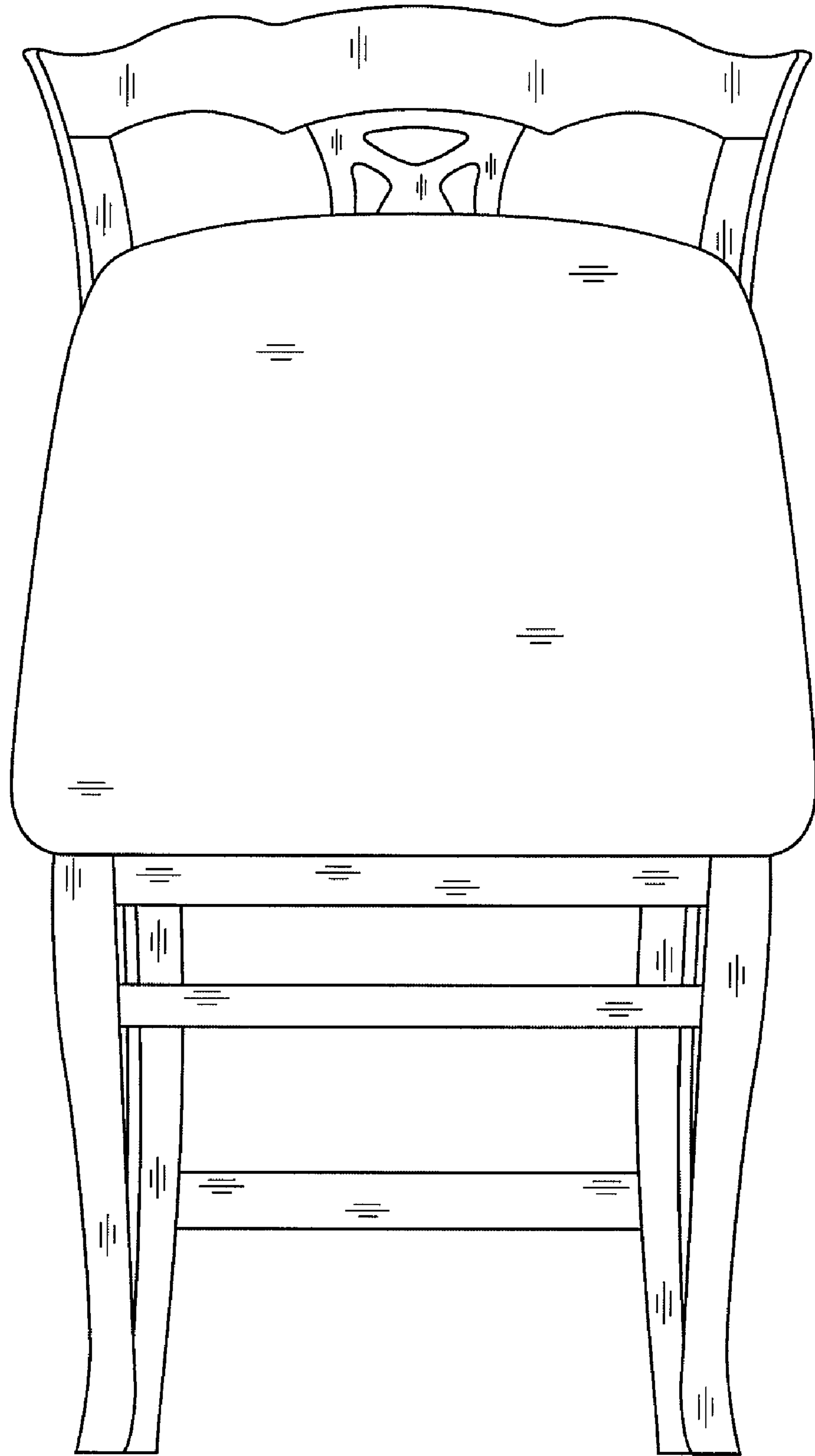


FIG. 5

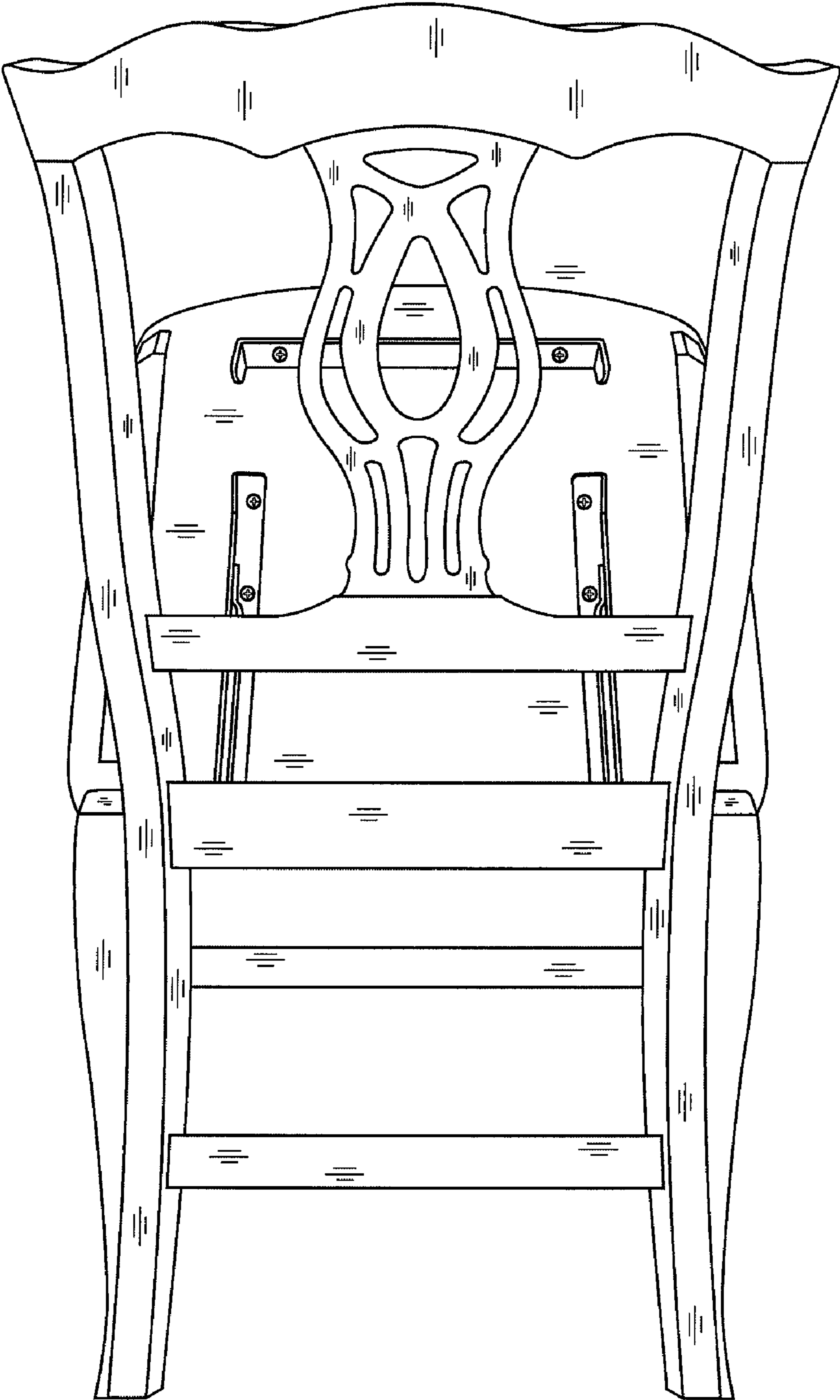


FIG. 6

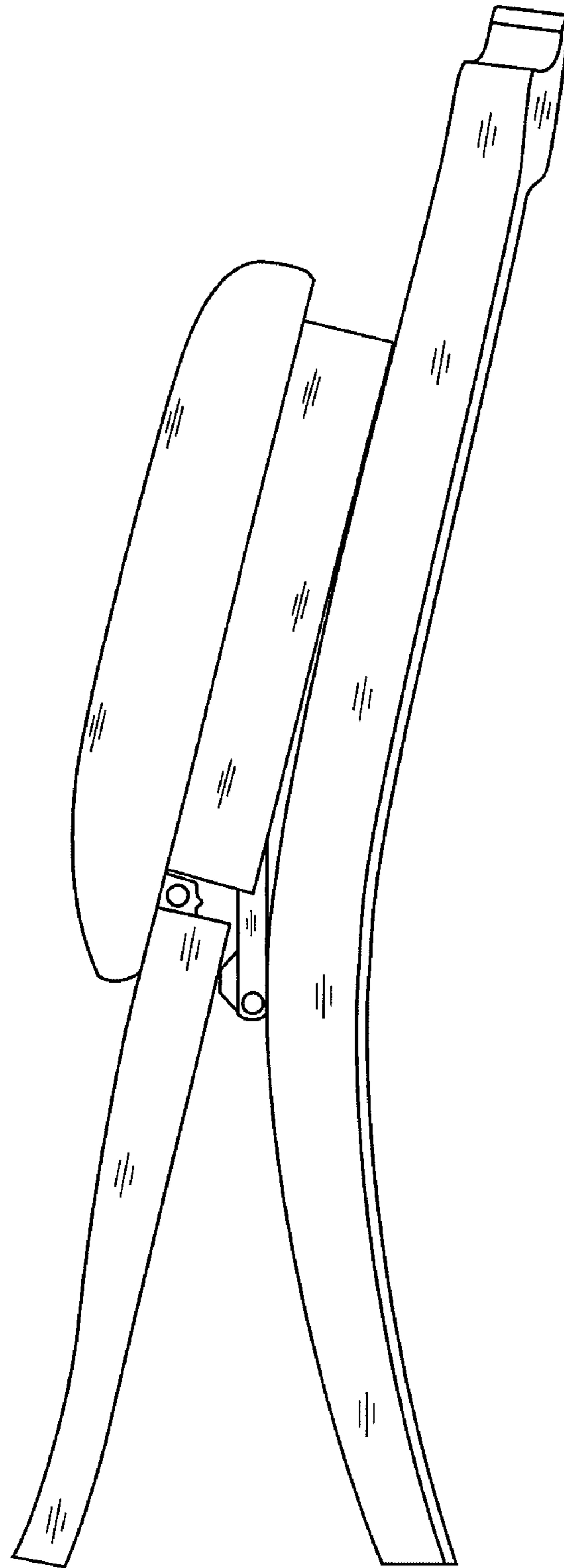


FIG. 7