



US00D617087S

(12) **United States Design Patent**  
**Avent et al.**

(10) **Patent No.:** **US D617,087 S**

(45) **Date of Patent:** **\*\* Jun. 8, 2010**

(54) **INSOLE**

(75) Inventors: **Richard T. Avent**, Memphis, TN (US);  
**Jane M. Cappaert**, Bartlett, TN (US);  
**Bernard F. Grisoni**, Cordova, TN (US)

(73) Assignee: **Schering-Plough Healthcare Products, Inc.**, Memphis, TN (US)

(\*\*) Term: **14 Years**

(21) Appl. No.: **29/343,665**

(22) Filed: **Sep. 17, 2009**

**Related U.S. Application Data**

(62) Division of application No. 29/323,340, filed on Aug. 22, 2008, now Pat. No. Des. 601,786.

(51) **LOC (9) Cl.** ..... **02-99**

(52) **U.S. Cl.** ..... **D2/961**

(58) **Field of Classification Search** ..... D2/946,  
D2/961; 36/43, 44

See application file for complete search history.

(56) **References Cited**

**U.S. PATENT DOCUMENTS**

1,144,291	A *	6/1915	Boyer	.....	36/43
D287,902	S *	1/1987	Forsyth	.....	D2/961
6,301,805	B1 *	10/2001	Howlett et al.	.....	36/43
D518,945	S *	4/2006	Vasyli	.....	D2/961
D529,698	S *	10/2006	Hikade et al.	.....	D2/961
D551,437	S *	9/2007	Hung	.....	D2/961

D551,835	S *	10/2007	Hung	.....	D2/961
D555,341	S *	11/2007	Vasyli et al.	.....	D2/961
D572,888	S *	7/2008	Cai	.....	D2/961
D578,285	S *	10/2008	Vasyli et al.	.....	D2/961

\* cited by examiner

*Primary Examiner*—Dominic Simone

(74) *Attorney, Agent, or Firm*—Matthew J. Golden

(57) **CLAIM**

The ornamental design for an insole, as shown and described.

**DESCRIPTION**

A portion of the disclosure of this patent document contains material which may be protected by copyright. The copyright owner has no objection to the facsimile reproduction by anyone of the patent document or the patent disclosure, as it appears in the Patent and Trademark Office patent file or records, but reserves all other copyright rights whatsoever.

FIG. 1 is a bottom view of an insole showing my/our new design.

FIG. 2 is a top view thereof;

FIG. 3 is a right view thereof;

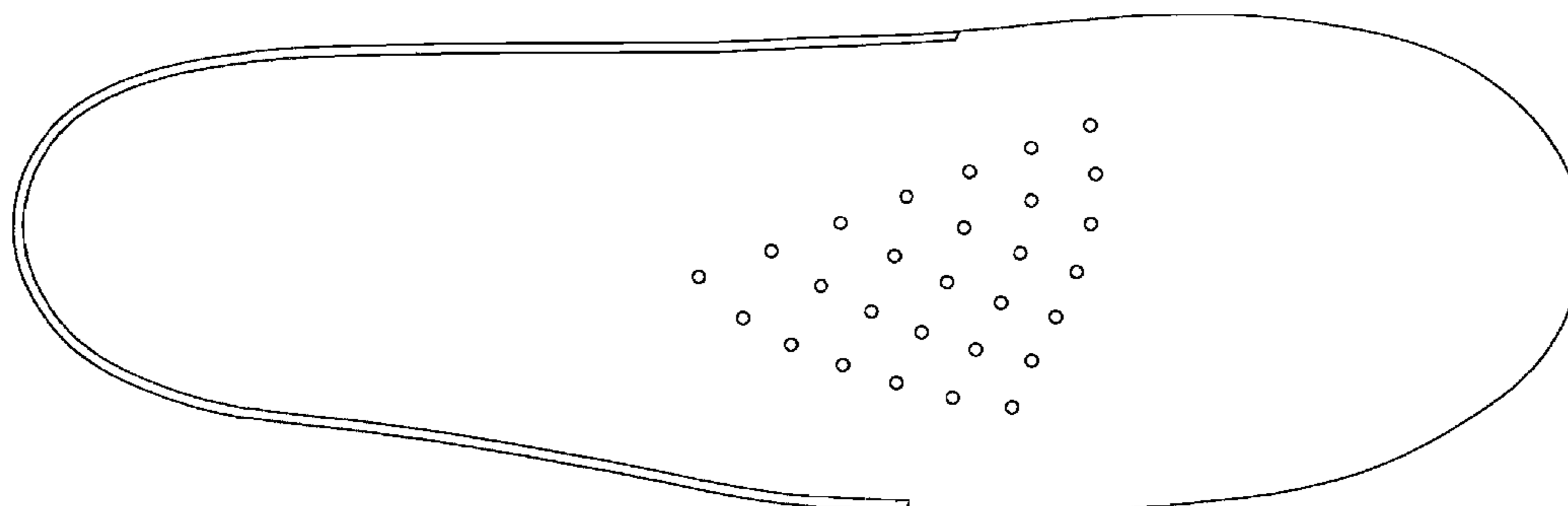
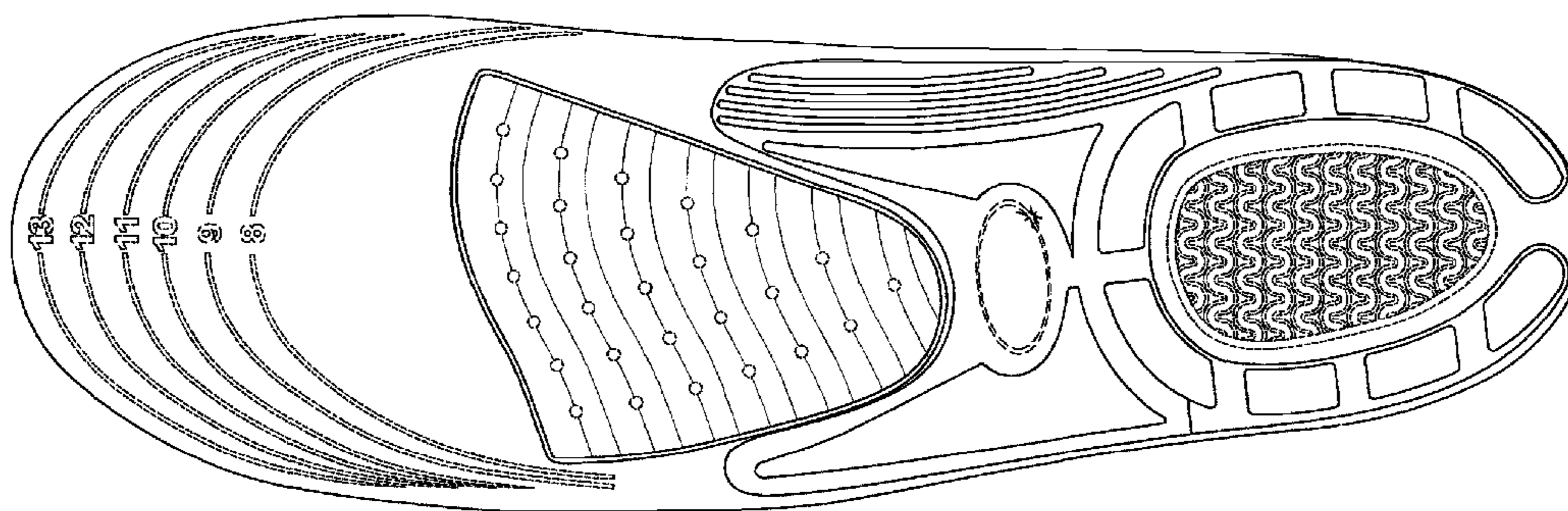
FIG. 4 is a left view thereof;

FIG. 5 is a front view thereof; and,

FIG. 6 is a rear view thereof.

The broken lines are included in the drawings only for illustration, and are not part of the design for which design patent protection is sought.

**1 Claim, 2 Drawing Sheets**



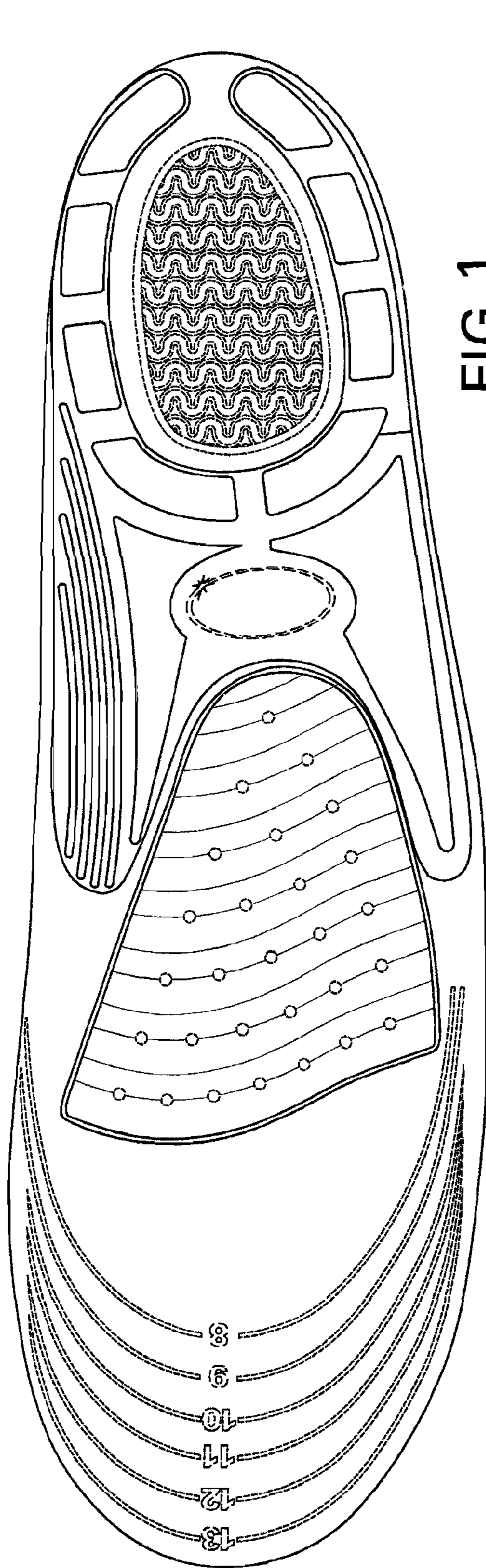


FIG. 1

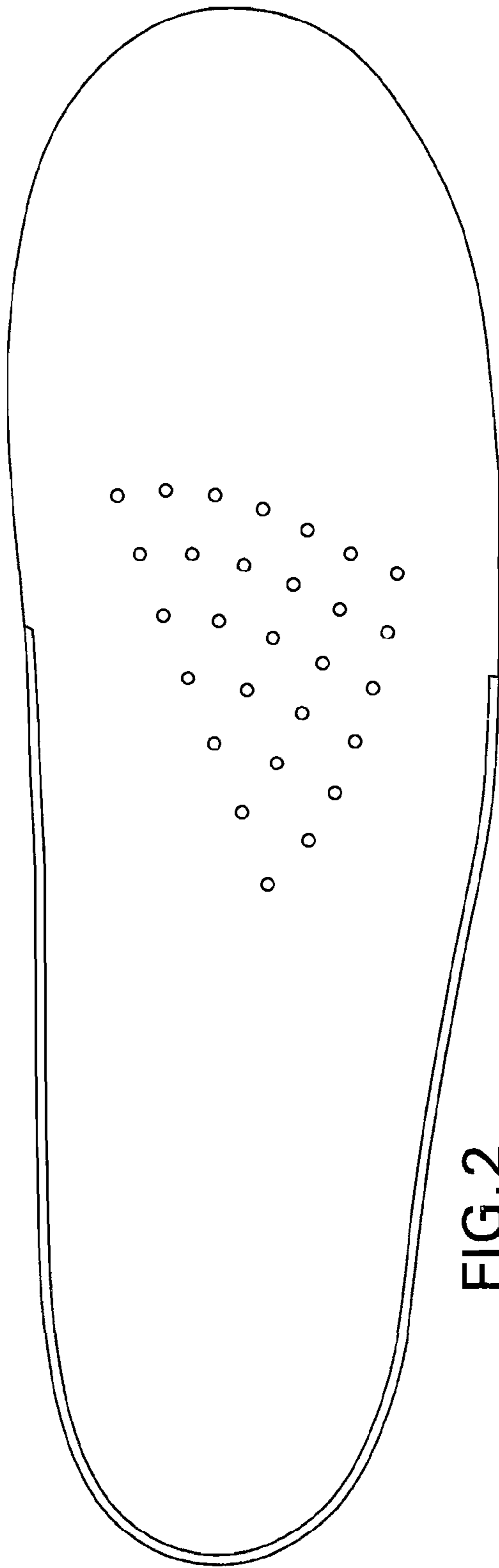


FIG. 2



FIG. 3




FIG. 4




FIG. 5

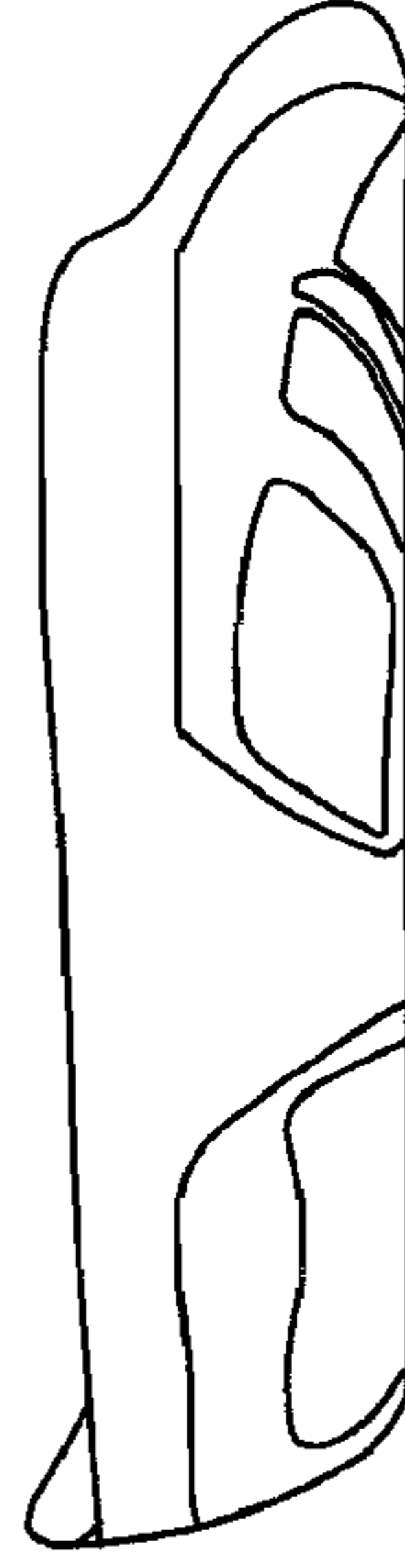


FIG. 6