

US00D617086S

(12) **United States Design Patent**  
**Avent et al.**

(10) **Patent No.:** **US D617,086 S**  
(45) **Date of Patent:** **\*\* Jun. 8, 2010**

(54) **INSOLE**

(75) Inventors: **Richard T. Avent**, Memphis, TN (US);  
**Jane M. Cappart**, Bartlett, TN (US);  
**Charles E. Lundy, Jr.**, Germantown, TN (US)

(73) Assignee: **Schering-Plough Healthcare Products,**,  
Memphis, TN (US)

(\*\*) Term: **14 Years**

(21) Appl. No.: **29/343,664**

(22) Filed: **Sep. 17, 2009**

**Related U.S. Application Data**

(62) Division of application No. 29/323,333, filed on Aug. 22, 2008, now Pat. No. Des. 602,238.

(51) **LOC (9) Cl.** ..... **02-99**

(52) **U.S. Cl.** ..... **D2/961**

(58) **Field of Classification Search** ..... D2/946,  
D2/961; 36/43, 44  
See application file for complete search history.

(56) **References Cited**

**U.S. PATENT DOCUMENTS**

1,972,776 A \* 9/1934 Hinder ..... D2/961  
D108,100 S \* 1/1938 Johnson ..... D2/961  
D288,383 S \* 2/1987 Autry ..... D2/961  
D434,209 S \* 11/2000 McKinney ..... D2/961  
D462,510 S \* 9/2002 Goodrich et al. .... D2/961

D551,437 S \* 9/2007 Hung ..... D2/961  
D551,835 S \* 10/2007 Hung ..... D2/961  
D555,341 S \* 11/2007 Vasyli et al. .... D2/961  
D572,888 S \* 7/2008 Cai ..... D2/961

\* cited by examiner

*Primary Examiner*—Dominic Simone

(74) *Attorney, Agent, or Firm*—Matthew J. Golden

(57) **CLAIM**

The ornamental design for an insole, as shown and described.

**DESCRIPTION**

A portion of the disclosure of this patent document contains material which may be protected by copyright. The copyright owner has no objection to the facsimile reproduction by anyone of the patent document or the patent disclosure, as it appears in the Patent and Trademark Office patent file or records, but reserves all other copyright rights whatsoever.

FIG. 1 is a bottom view of an insole showing my/our new design.

FIG. 2 is a top view thereof;

FIG. 3 is a right view thereof;

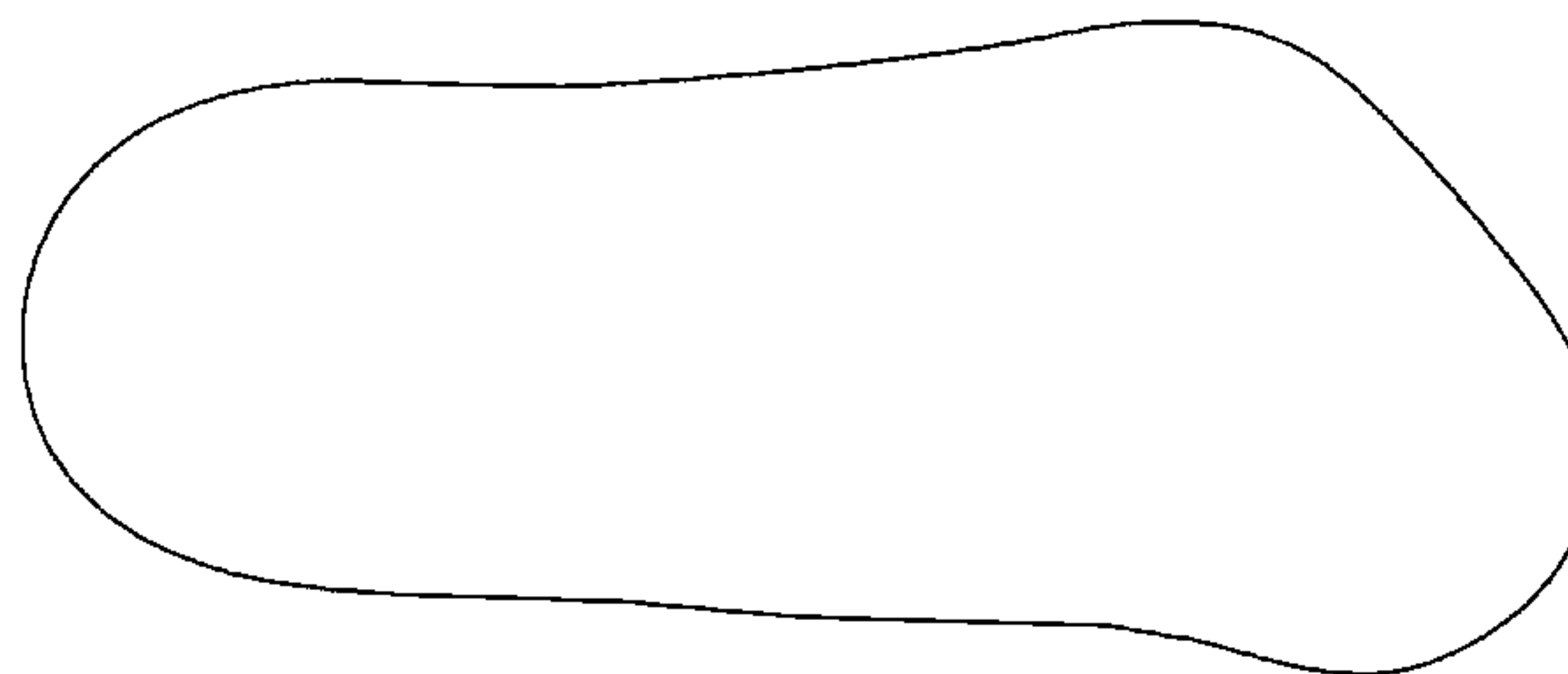
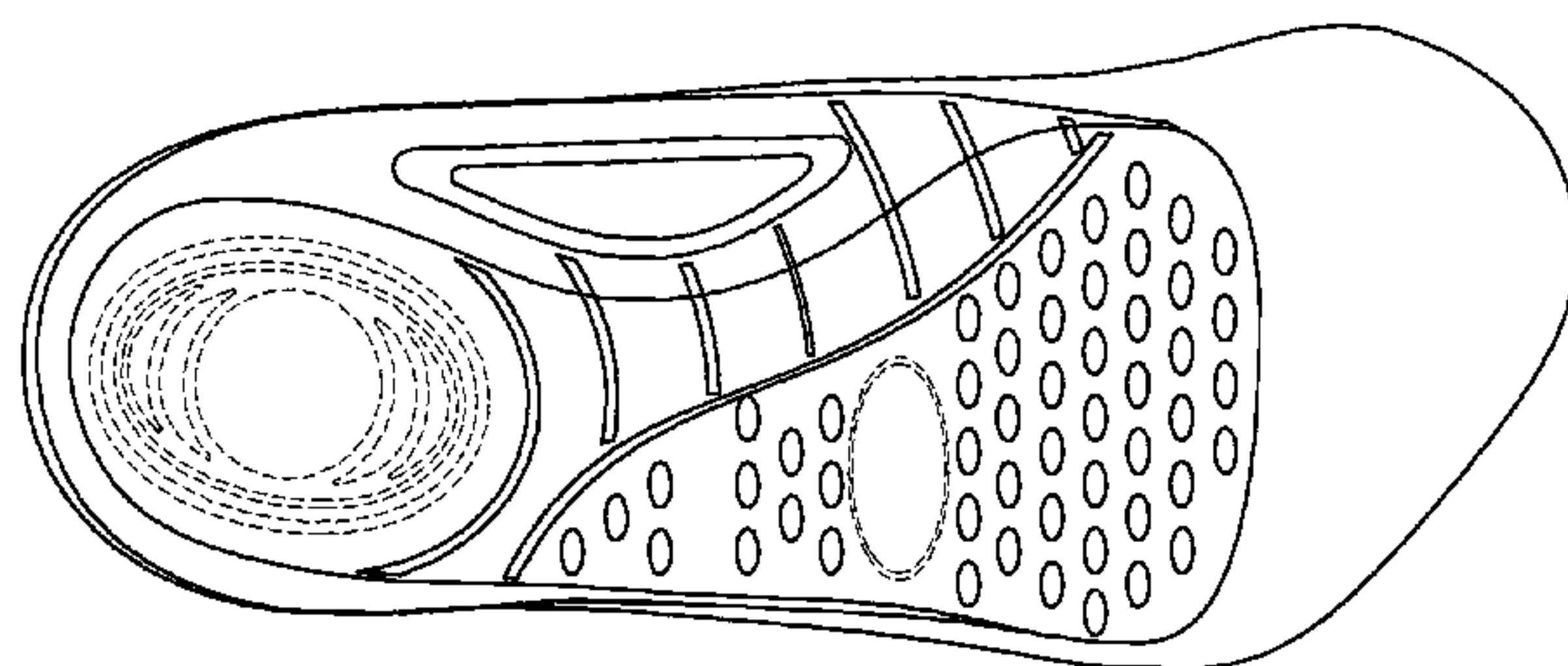
FIG. 4 is a left view thereof;

FIG. 5 is a front view thereof; and,

FIG. 6 is a rear view thereof.

The broken lines are included in the drawings only for illustration, and are not part of the design for which design patent protection is sought.

**1 Claim, 3 Drawing Sheets**



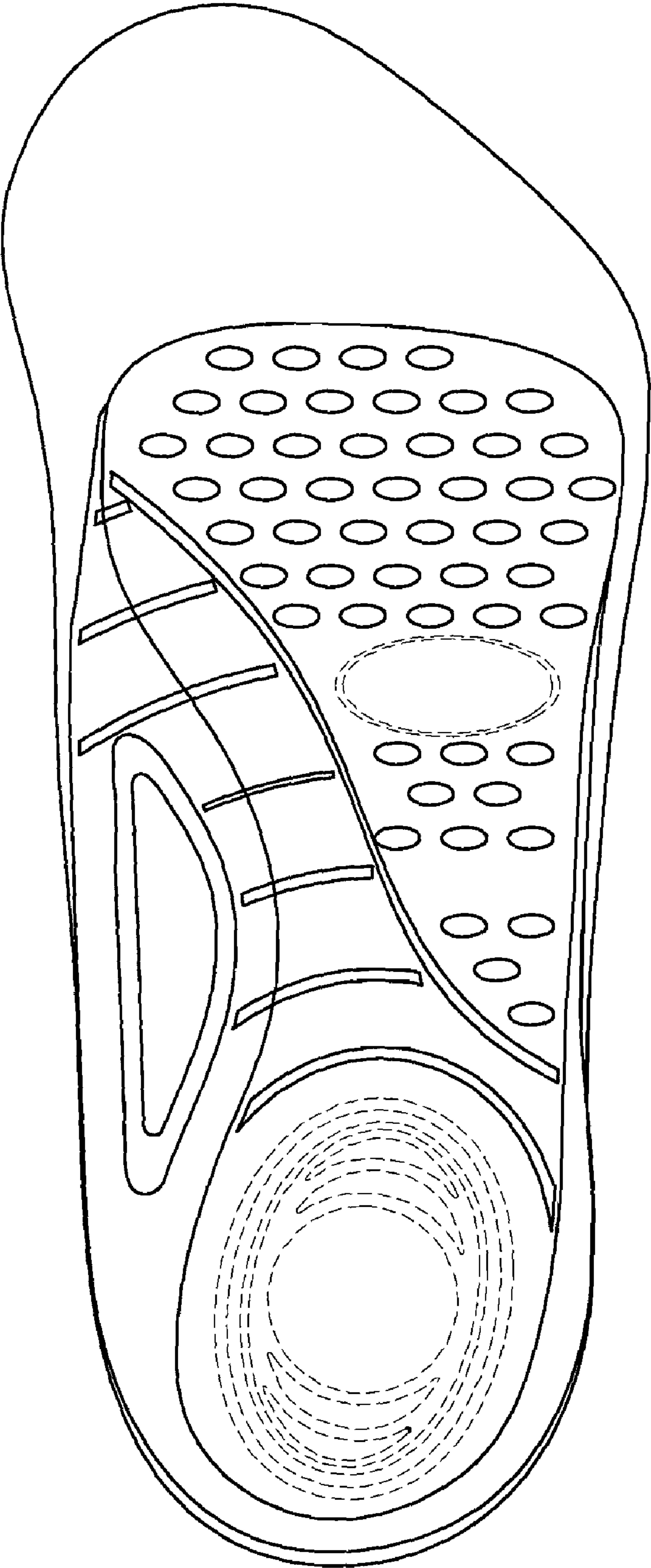


FIG. 1

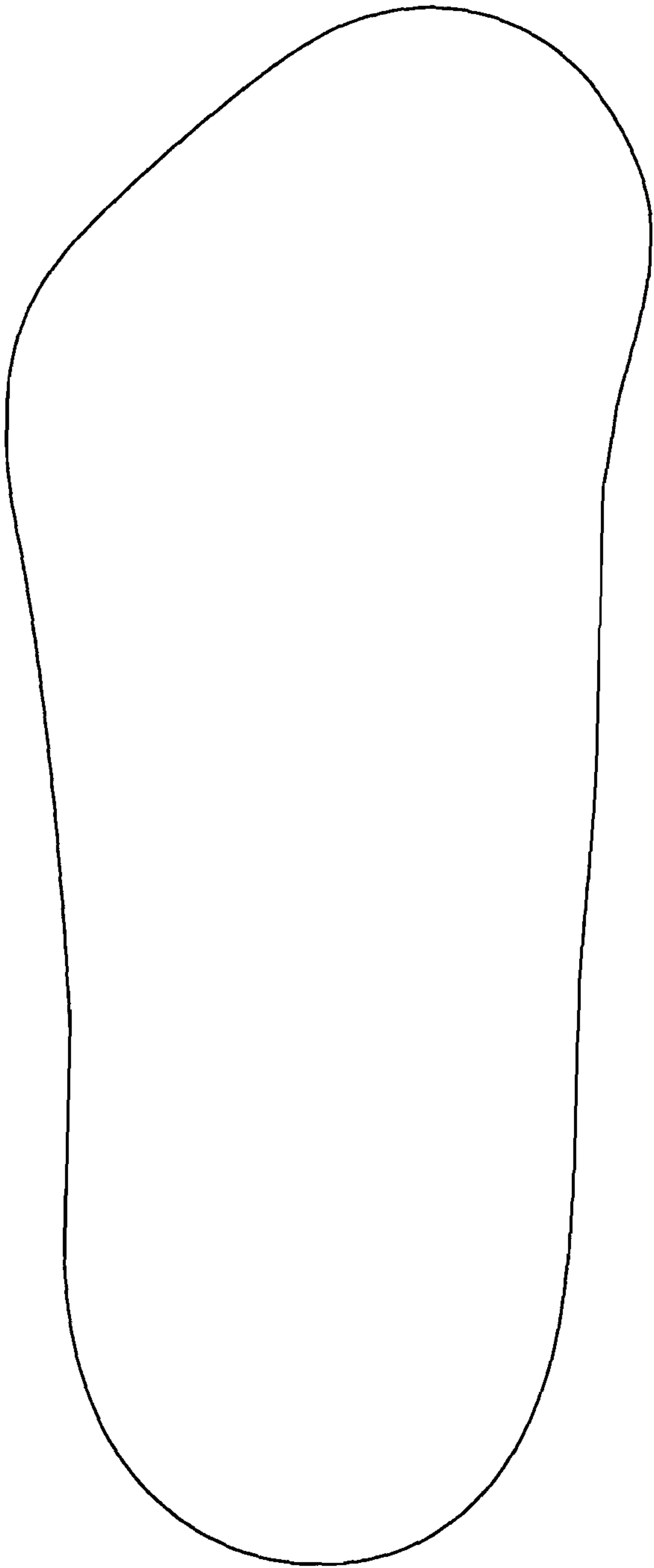


FIG. 2

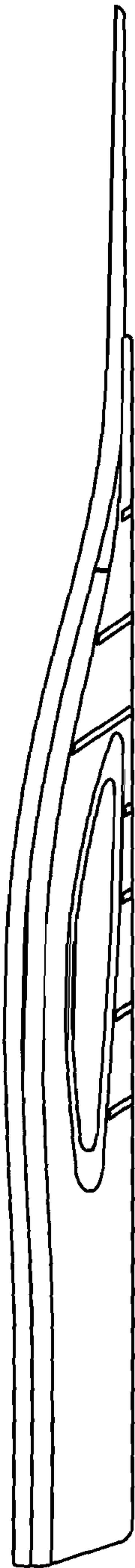


FIG. 3

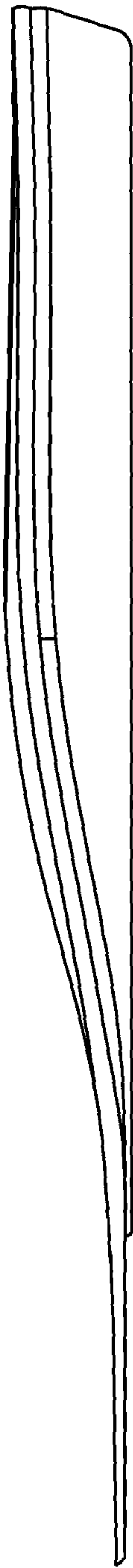


FIG. 4




FIG. 5




FIG. 6