



US00D617085S

(12) **United States Design Patent**  
**Recchi et al.**

(10) **Patent No.:** **US D617,085 S**  
(45) **Date of Patent:** **\*\* Jun. 8, 2010**

(54) **SHOE SOLE**

(75) Inventors: **Mark Recchi**, Lancaster, OH (US);  
**Andrew Burleigh**, Lancaster, OH (US)

(73) Assignee: **Rocky Brands, Inc.**, Nelsonville, OH  
(US)

(\*\*) Term: **14 Years**

(21) Appl. No.: **29/350,677**

(22) Filed: **Nov. 20, 2009**

(51) **LOC (9) Cl.** ..... **02-04**

(52) **U.S. Cl.** ..... **D2/957; D2/951; D2/953**

(58) **Field of Classification Search** ..... D2/902,  
D2/947, 949, 951, 952, 953, 954, 957, 959,  
D2/960; 36/3 B, 22 R, 24.5, 25 R, 32 R,  
36/67 A, 59 C, 103

See application file for complete search history.

(56) **References Cited**

**U.S. PATENT DOCUMENTS**

D65,744 S	10/1924	Kuhn	
D67,788 S *	7/1925	Cary	D2/959
D107,400 S	12/1937	Bannister	
D120,217 S *	4/1940	Daniels	D2/954
D281,286 S *	11/1985	Mangini et al.	D2/952
D287,302 S	12/1986	Peterson	
D298,483 S	11/1988	Liggett et al.	
D299,984 S	2/1989	Liggett et al.	
D377,411 S *	1/1997	Murray	D2/953
D379,862 S	6/1997	Morgan	
D403,144 S *	12/1998	Truelsen	D2/953
D404,899 S *	2/1999	von Conta	D2/957
D414,922 S *	10/1999	Wright	D2/960
D441,176 S	5/2001	Dean	
D449,428 S	10/2001	McClaskie	
D474,584 S	5/2003	Matis	
D490,220 S *	5/2004	Edauw	D2/908
D490,221 S *	5/2004	Edauw	D2/908
D493,952 S *	8/2004	Mitchell	D2/960
D495,858 S *	9/2004	McClaskie	D2/960
D495,859 S *	9/2004	Kubo et al.	D2/960

D496,778 S	10/2004	Le	
D499,239 S	12/2004	Burg	
D502,308 S *	3/2005	Teague	D2/957
D513,842 S	1/2006	Paytuvi	
D524,519 S *	7/2006	Le	D2/952
D543,679 S	6/2007	Edwards	
D545,035 S	6/2007	Roulo	
D545,534 S	7/2007	McCaskie	
D553,834 S *	10/2007	Nakano	D2/959
D553,835 S	10/2007	McCaskie	

(Continued)

**OTHER PUBLICATIONS**

U.S. Appl. No. 29/335,793, filed Apr. 22, 2009, inventor—Mark Recchi, Assignee—Rocky Brands, Inc., unpublished.

*Primary Examiner*—Celia A Murphy

(74) *Attorney, Agent, or Firm*—Porter, Wright, Morris & Arthur, LLP

(57) **CLAIM**

The ornamental design for a shoe sole, as shown and described.

**DESCRIPTION**

FIG. 1 is a perspective view of a shoe sole showing our new design;

FIG. 2 is a bottom plan view thereof;

FIG. 3 is a right side view thereof;

FIG. 4 is a left side view thereof;

FIG. 5 is a front view thereof;

FIG. 6 is a rear view thereof;

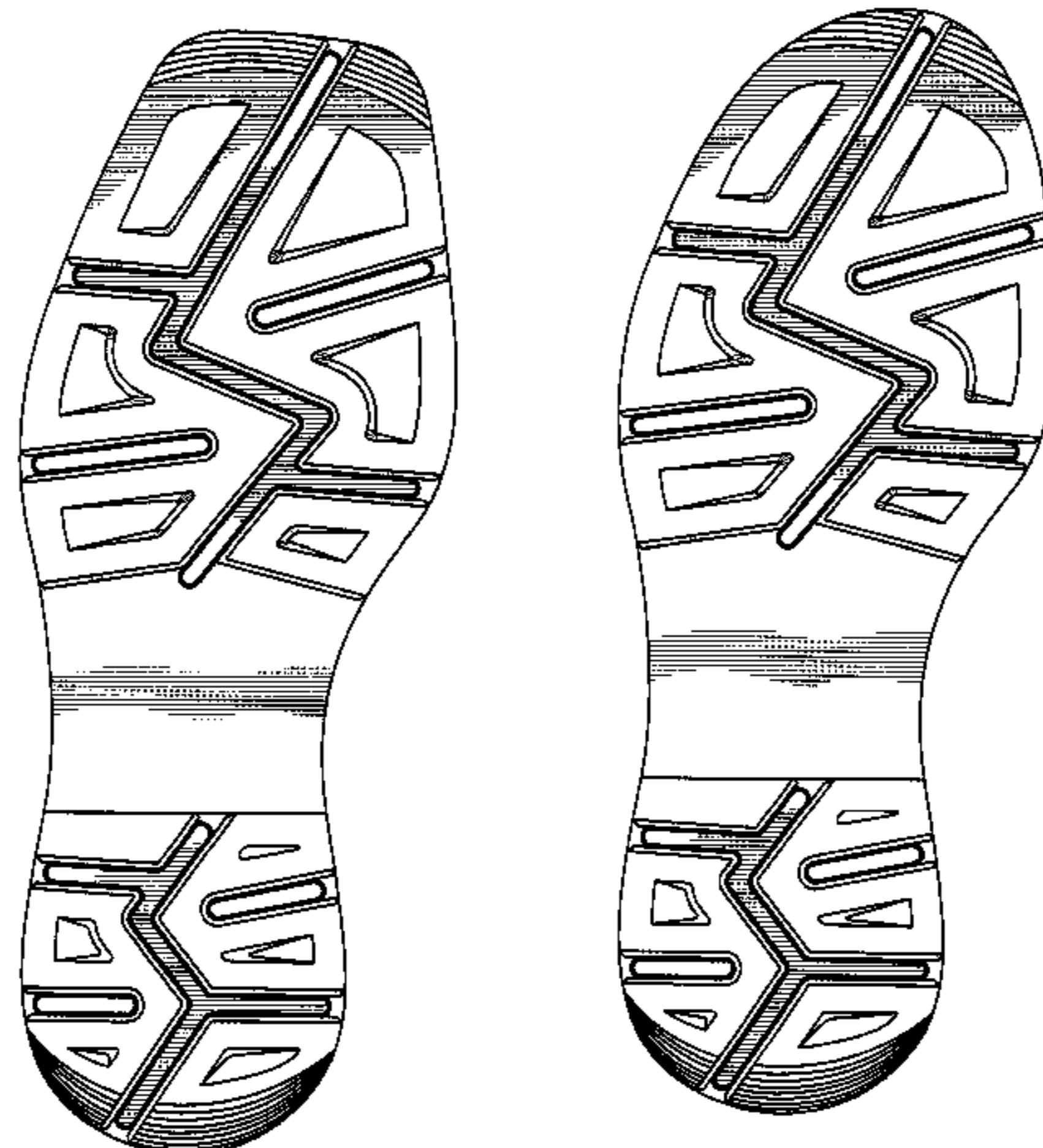
FIG. 7 is a perspective view of a shoe sole according to a second embodiment of our new design;

FIG. 8 is a right side view of an alternate embodiment of the design shown in FIGS. 1-6;

FIG. 9 is a right side view of FIG. 7; and,

FIG. 10 is a left side view of FIG. 7.

**1 Claim, 7 Drawing Sheets**



# US D617,085 S

Page 2

---

## U.S. PATENT DOCUMENTS

D557,884 S	12/2007	McCaskie		D602,683 S *	10/2009	Roundhouse	.....	D2/957
D557,886 S	12/2007	McCaskie		D603,151 S *	11/2009	Roundhouse	.....	D2/960
D574,134 S *	8/2008	Petrie	.....	D603,594 S *	11/2009	McClaskie	.....	D2/953
D574,584 S *	8/2008	Earle	.....	D606,732 S *	12/2009	McClaskie	.....	D2/951
D597,288 S	8/2009	McCaskie		D607,193 S *	1/2010	Recchi	.....	D2/959
D601,334 S *	10/2009	Werman	.....	2005/0268491 A1	12/2005	McDonald		

\* cited by examiner

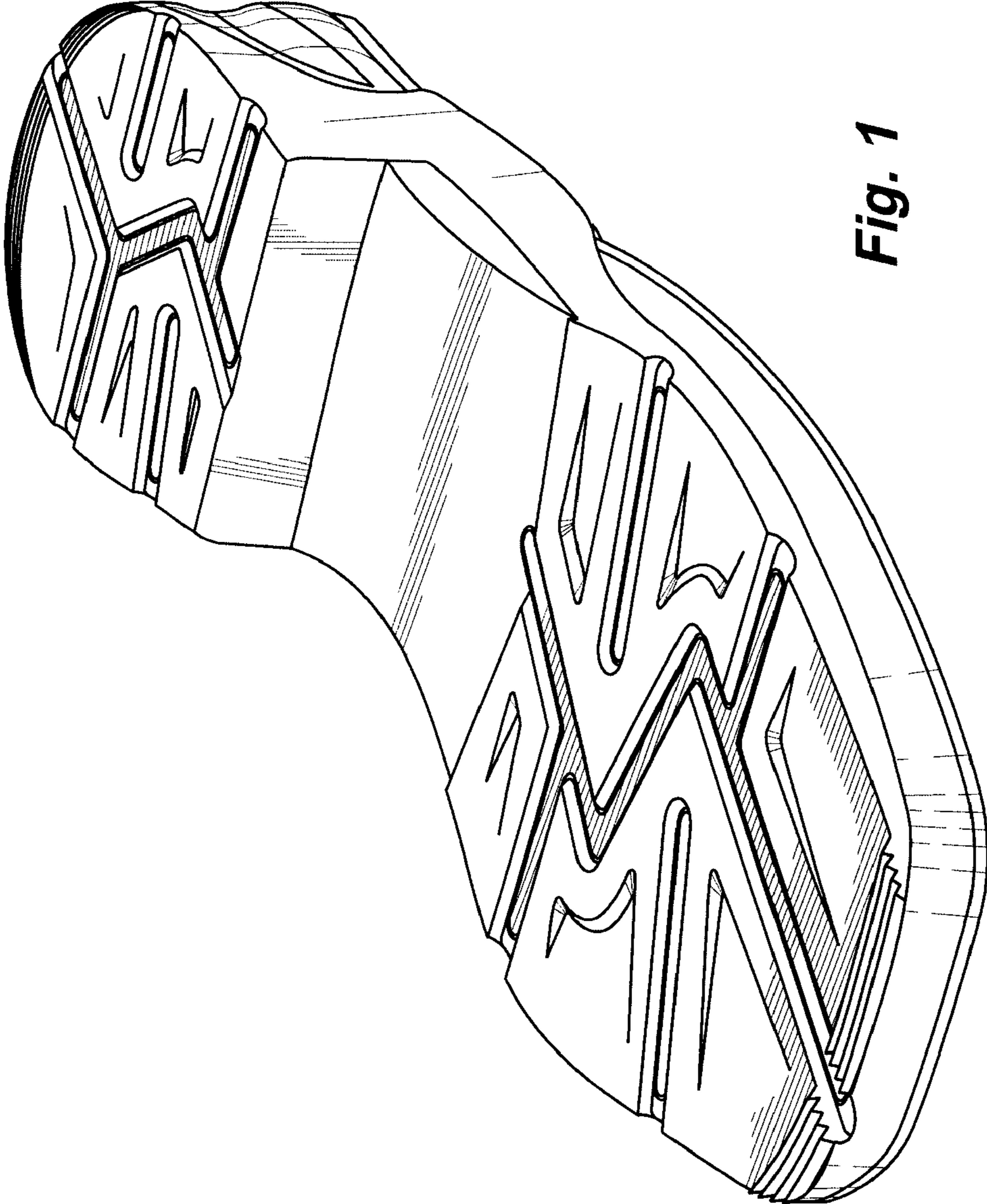
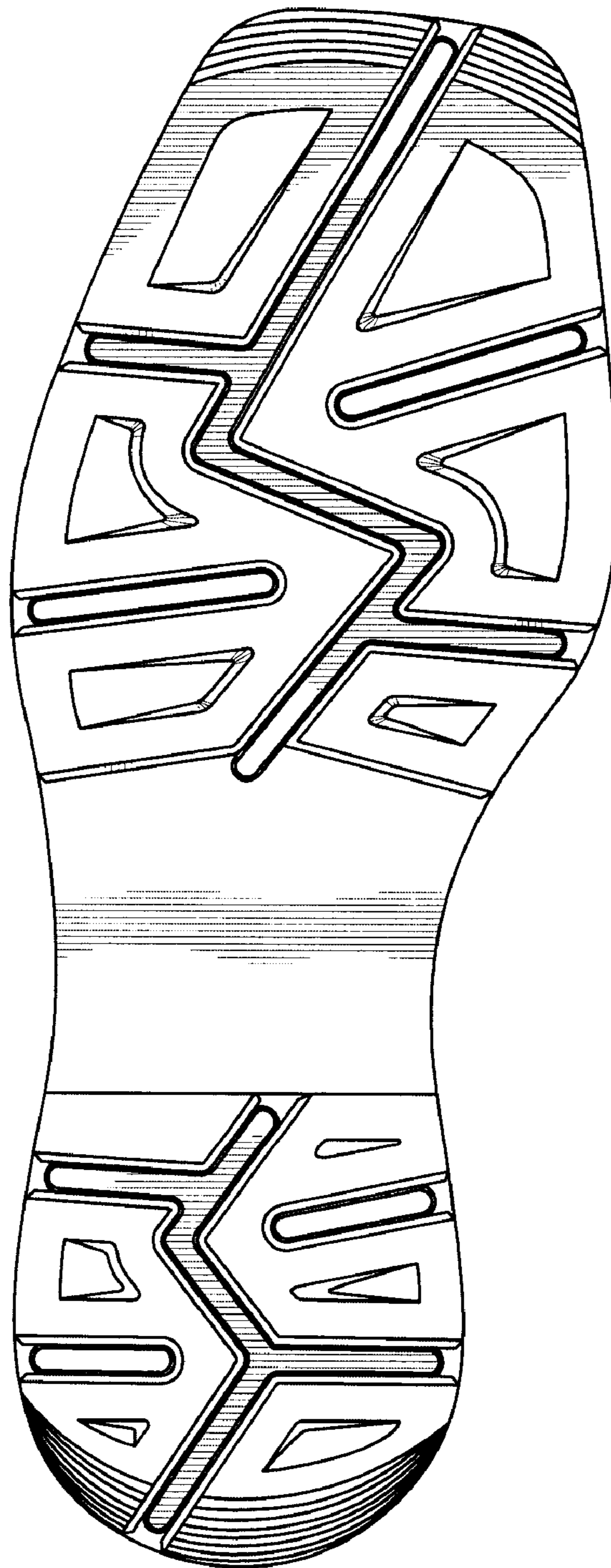


Fig. 1



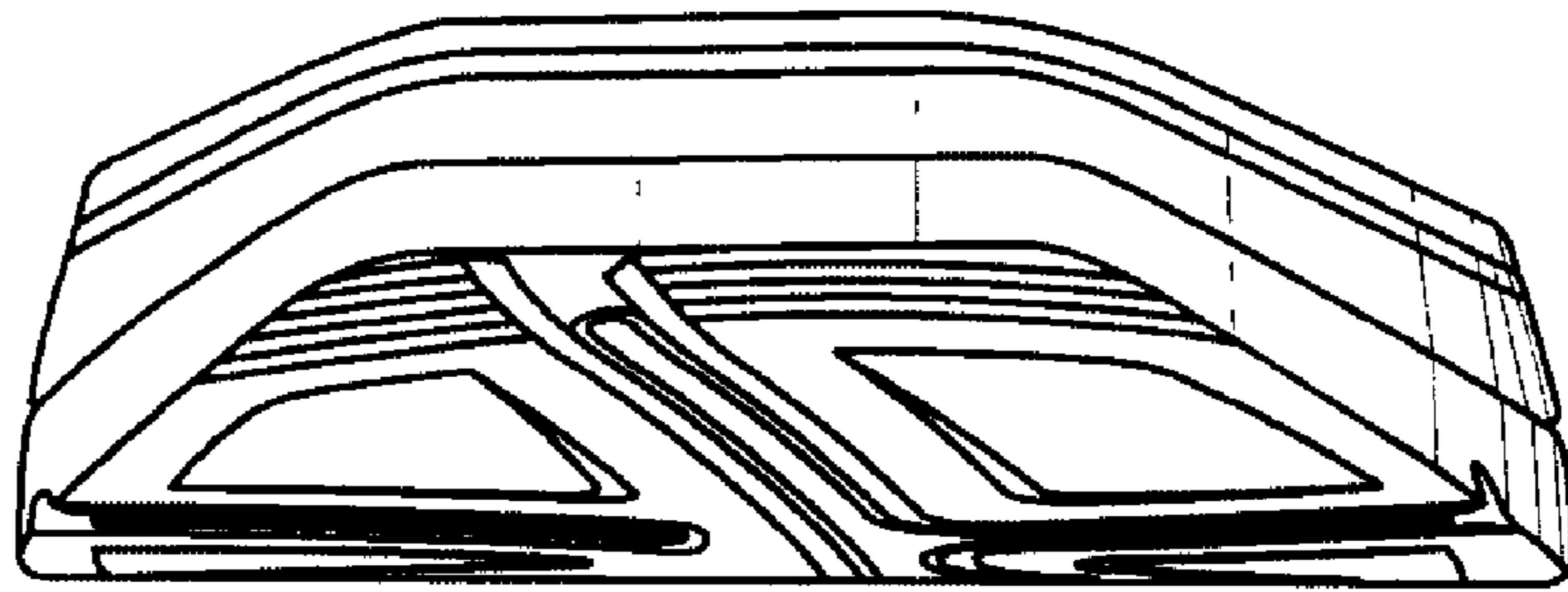
**Fig. 2**



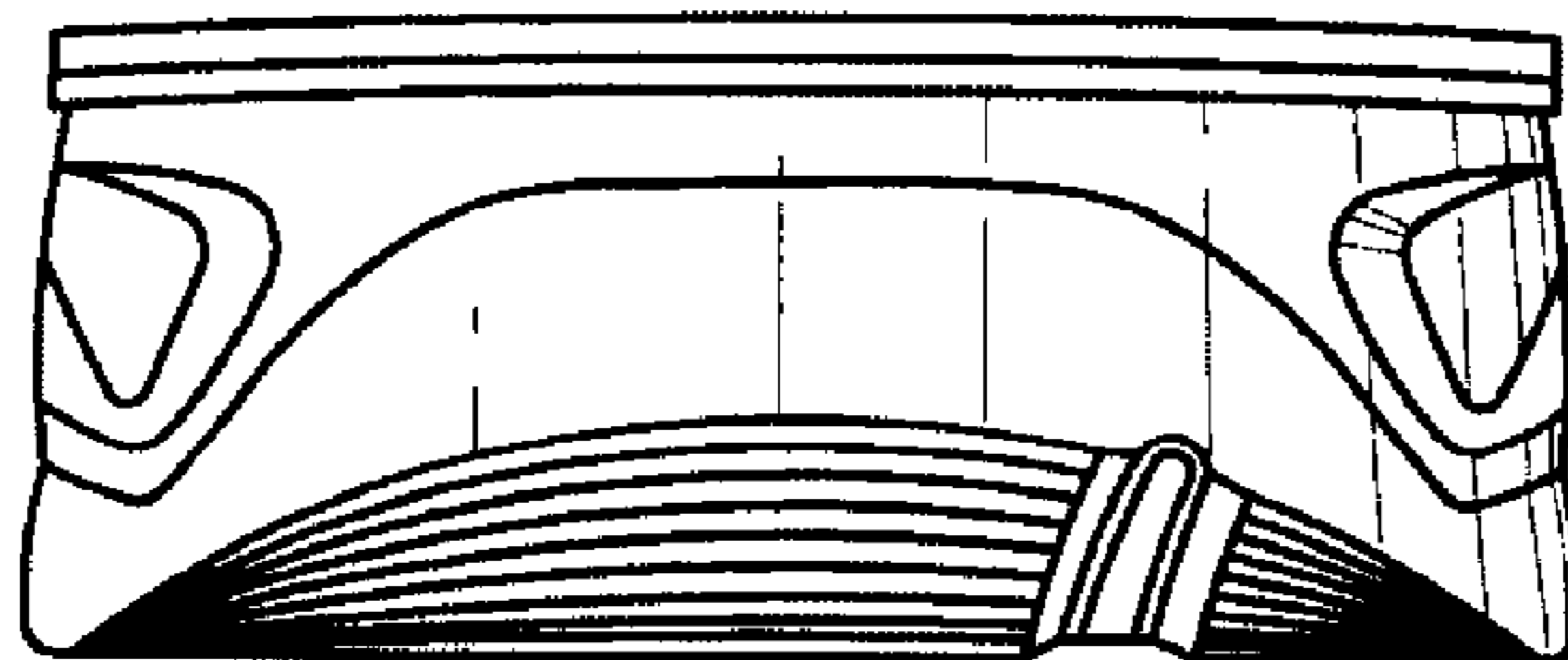
**Fig. 3**



**Fig. 4**



***Fig. 5***



***Fig. 6***

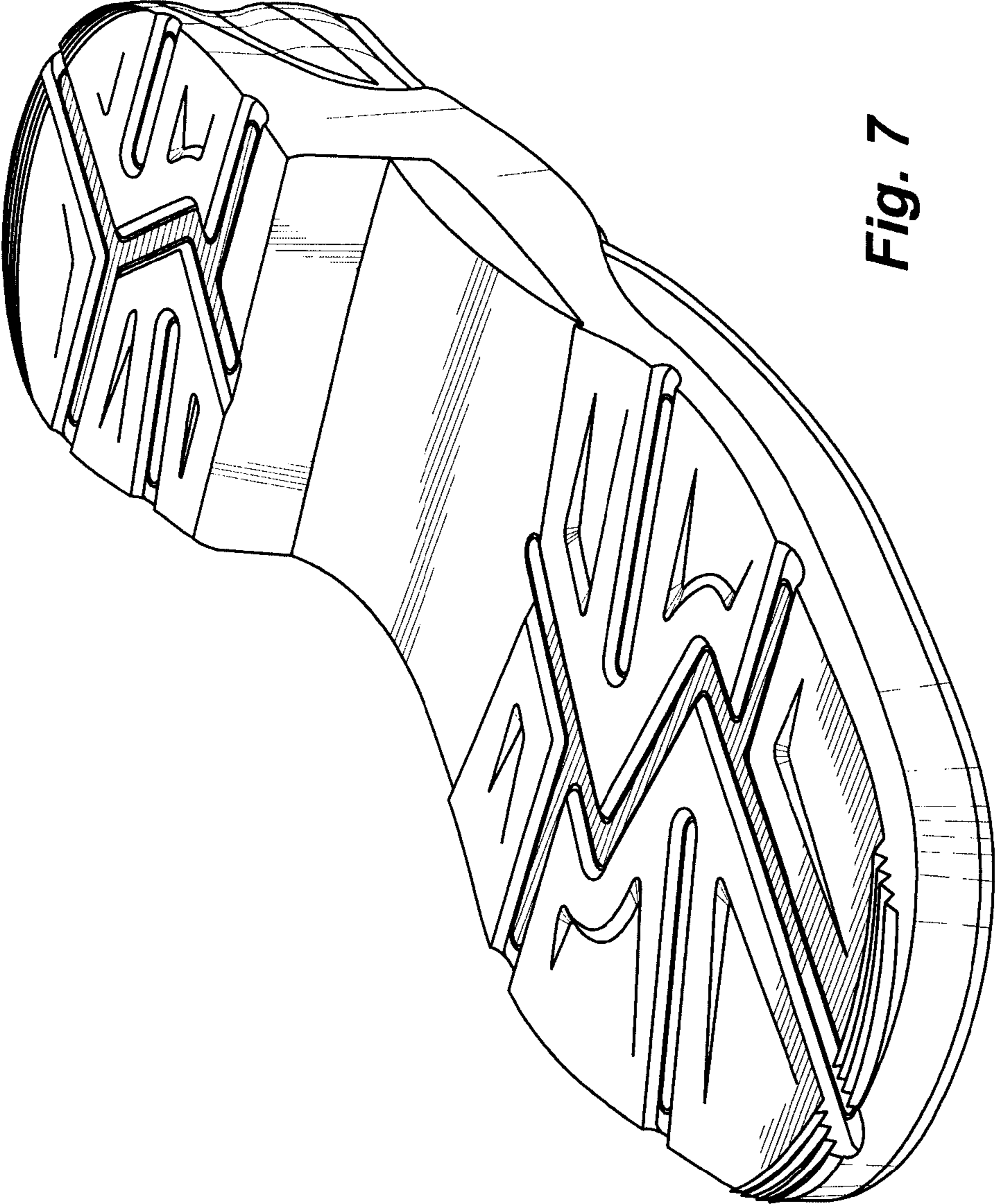
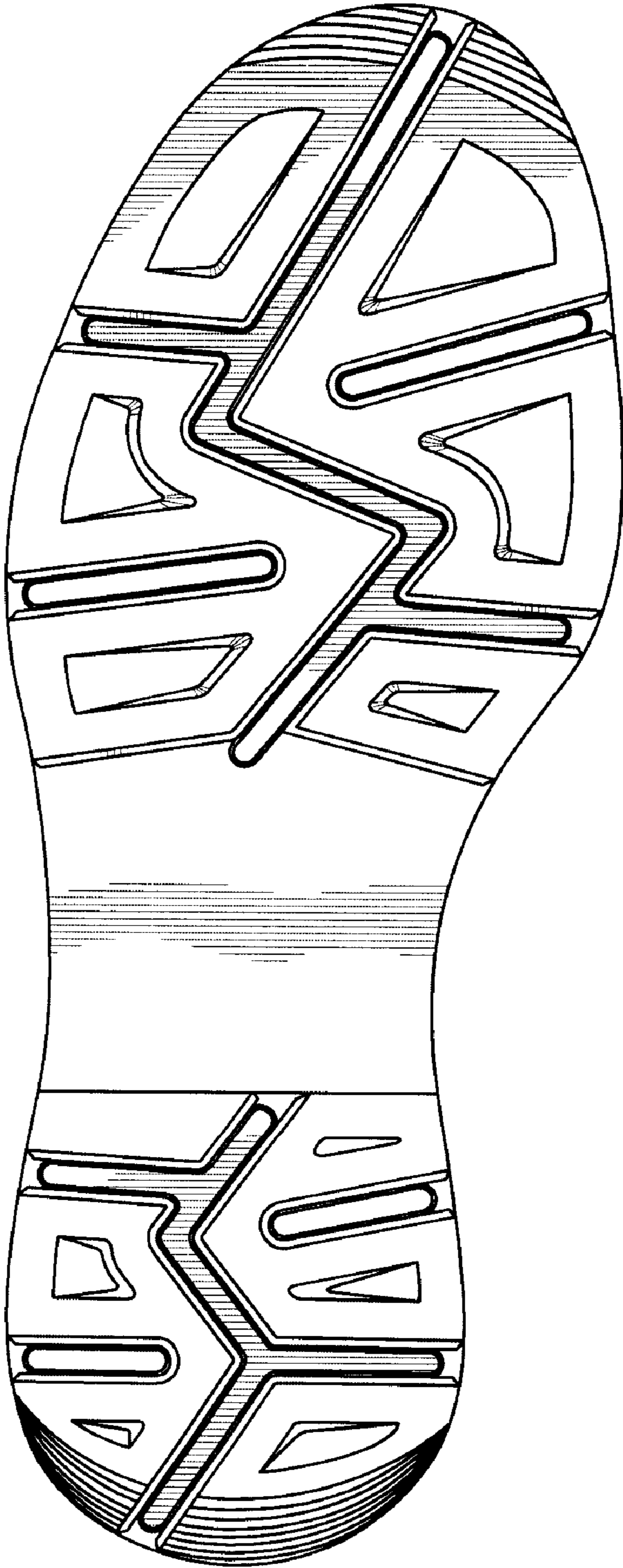
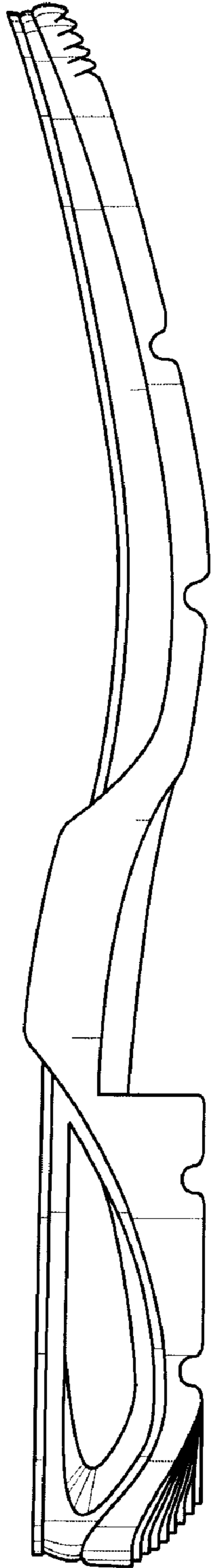


Fig. 7

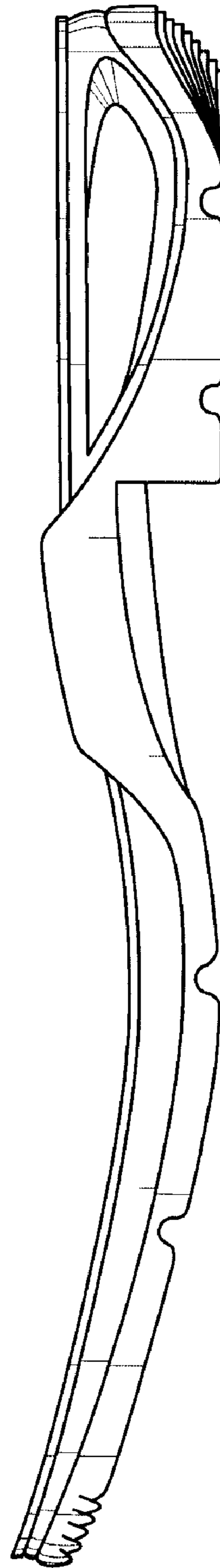


**Fig. 8**





**Fig. 9**



**Fig. 10**