



US00D617084S

(12) **United States Design Patent**
McDonald

(10) **Patent No.:** **US D617,084 S**
(45) **Date of Patent:** **** Jun. 8, 2010**

(54) **PORTION OF A SHOE**

(75) Inventor: **Steven C. McDonald**, Heber, UT (US)

(73) Assignee: **Nike, Inc.**, Beaverton, OR (US)

(**) Term: **14 Years**

(21) Appl. No.: **29/353,241**

(22) Filed: **Jan. 5, 2010**

Related U.S. Application Data

(62) Division of application No. 29/353,175, filed on Jan. 4, 2010, which is a division of application No. 29/322,808, filed on Aug. 12, 2008, now Pat. No. Des. 611,238, and a division of application No. 29/322,807, filed on Aug. 12, 2008, now Pat. No. Des. 607,186, said application No. 29/353,241 is a division of application No. 29/322,808, and a division of application No. 29/322,807.

(51) **LOC (9) Cl.** **02-04**

(52) **U.S. Cl.** **D2/923; D2/896; D2/902;**
D2/903; D2/908; D2/925

(58) **Field of Classification Search** D2/896,
D2/902, 903, 907, 908, 923, 925, 926, 944,
D2/969, 971; 36/1, 83, 43, 44
See application file for complete search history.

(56) **References Cited**

U.S. PATENT DOCUMENTS

D169,717 S * 5/1953 White et al. D2/925
D247,136 S * 2/1978 Mizoguchi D2/907
D293,964 S * 2/1988 Baungratz D2/944

D350,432 S * 9/1994 Saez D2/961
6,973,743 B1 * 12/2005 Mowery 36/43
D545,532 S * 7/2007 Sawtelle et al. D2/961
7,337,562 B2 * 3/2008 Kim 36/43
D571,541 S * 6/2008 Kingsberry D2/923
7,380,353 B2 * 6/2008 Feller et al. 36/44

* cited by examiner

Primary Examiner—Dominic Simone

(74) *Attorney, Agent, or Firm*—TraskBritt

(57) **CLAIM**

The ornamental design for a portion of a shoe, as shown and described.

DESCRIPTION

FIG. 1 is a perspective view of a portion of a shoe showing my new design;

FIG. 2 is a side view of the portion of a shoe shown in FIG. 1;

FIG. 3 is another side view of the portion of a shoe shown in FIG. 1;

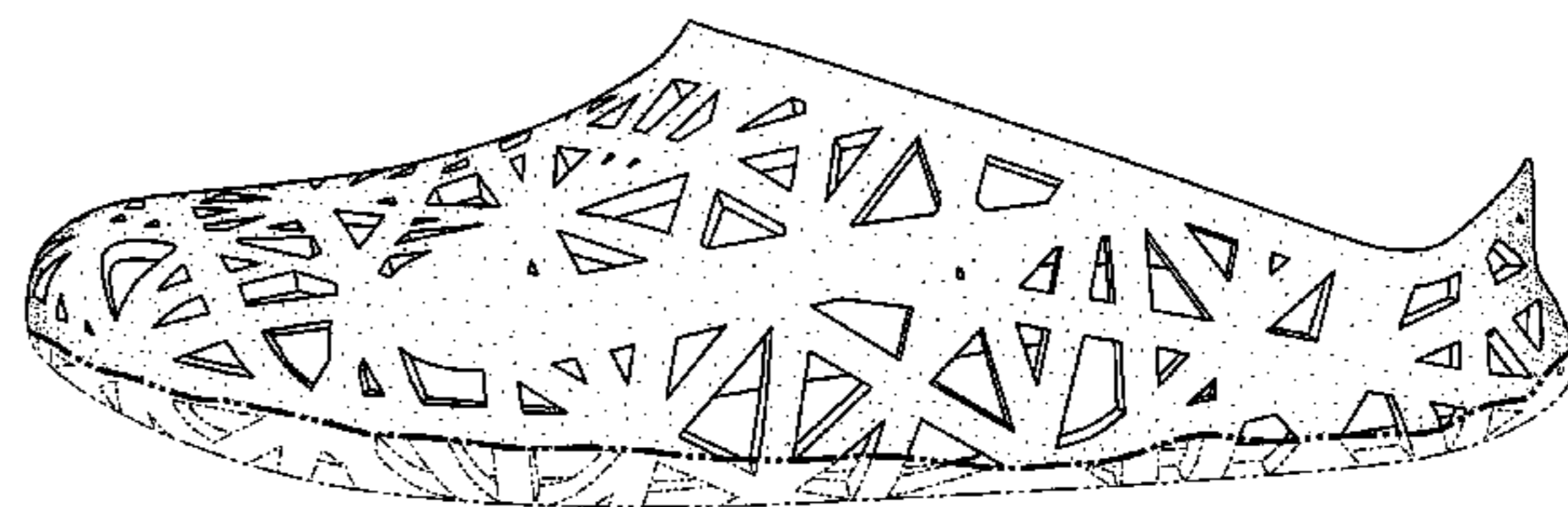
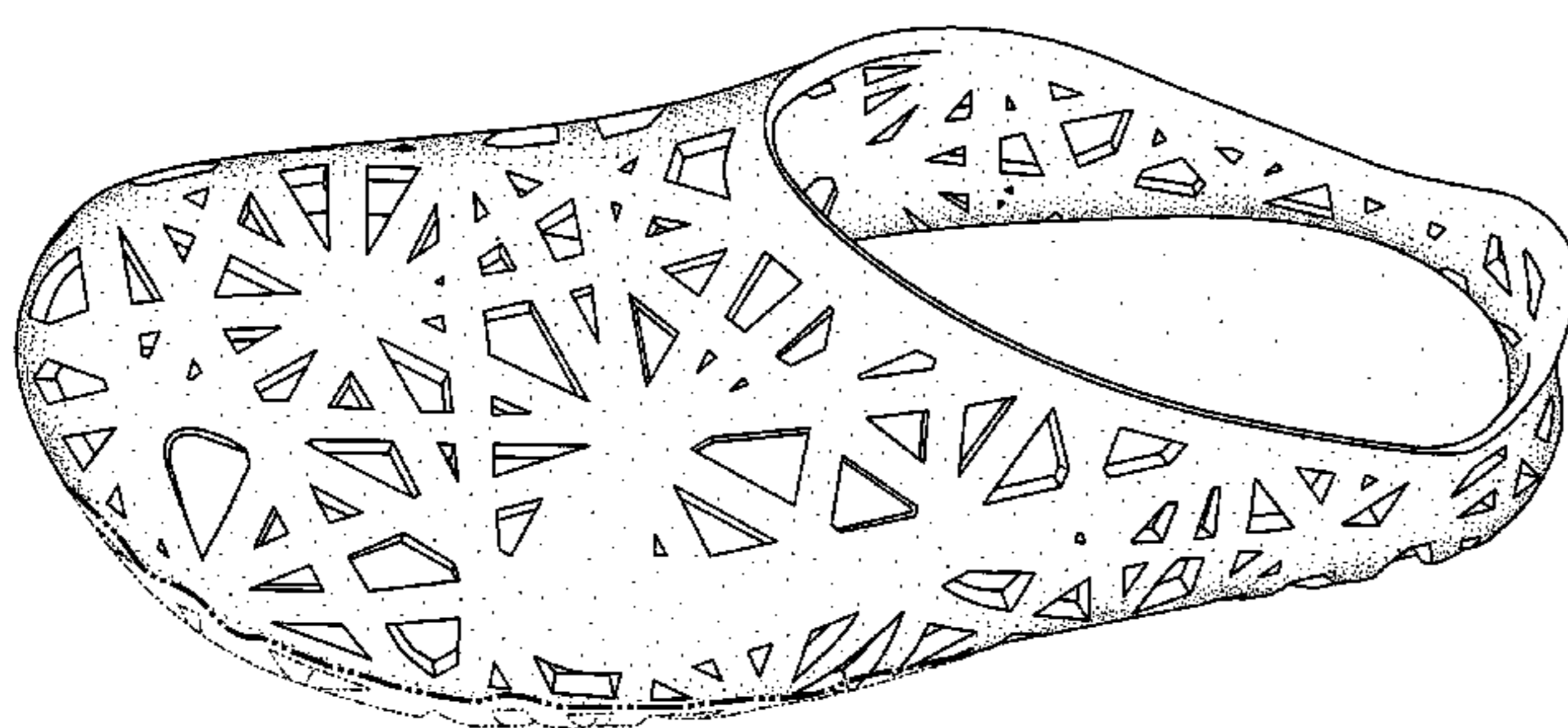
FIG. 4 is a front view of the portion of a shoe shown in FIG. 1;

FIG. 5 is a rear view of the portion of a shoe shown in FIG. 1; and,

FIG. 6 is a top view of the portion of a shoe shown in FIG. 1.

The uneven broken line immediately adjacent to the shaded area represents the bounds of the claimed design. All other uneven lines represent the remaining portion of the shoe. The uneven line representations in FIGS. 1-5 are for illustrative purposes only and form no part of the claimed design.;

1 Claim, 5 Drawing Sheets



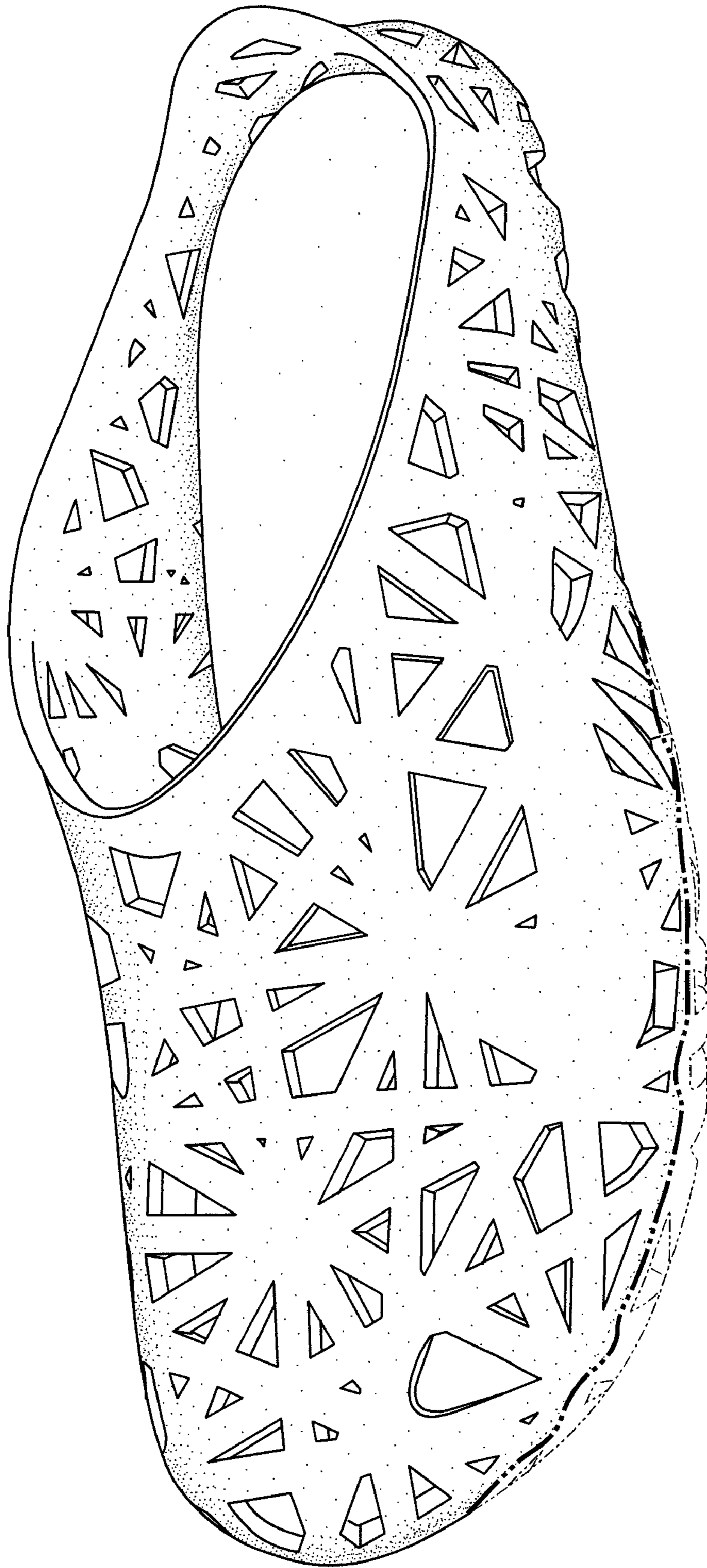


FIG. 1

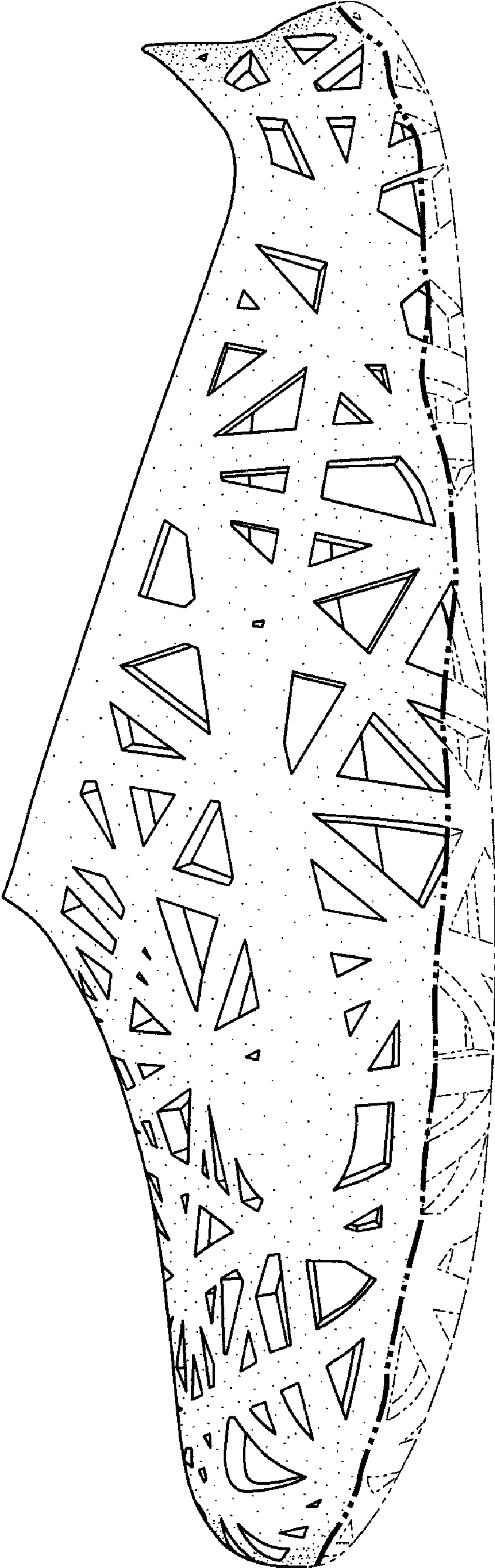


FIG. 2

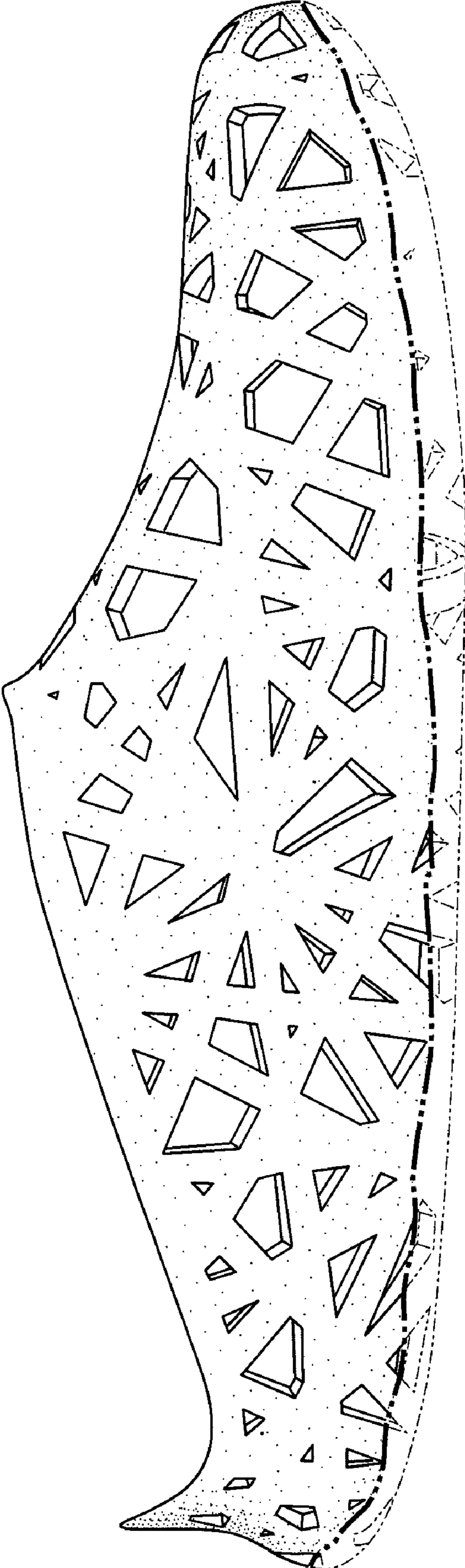


FIG. 3

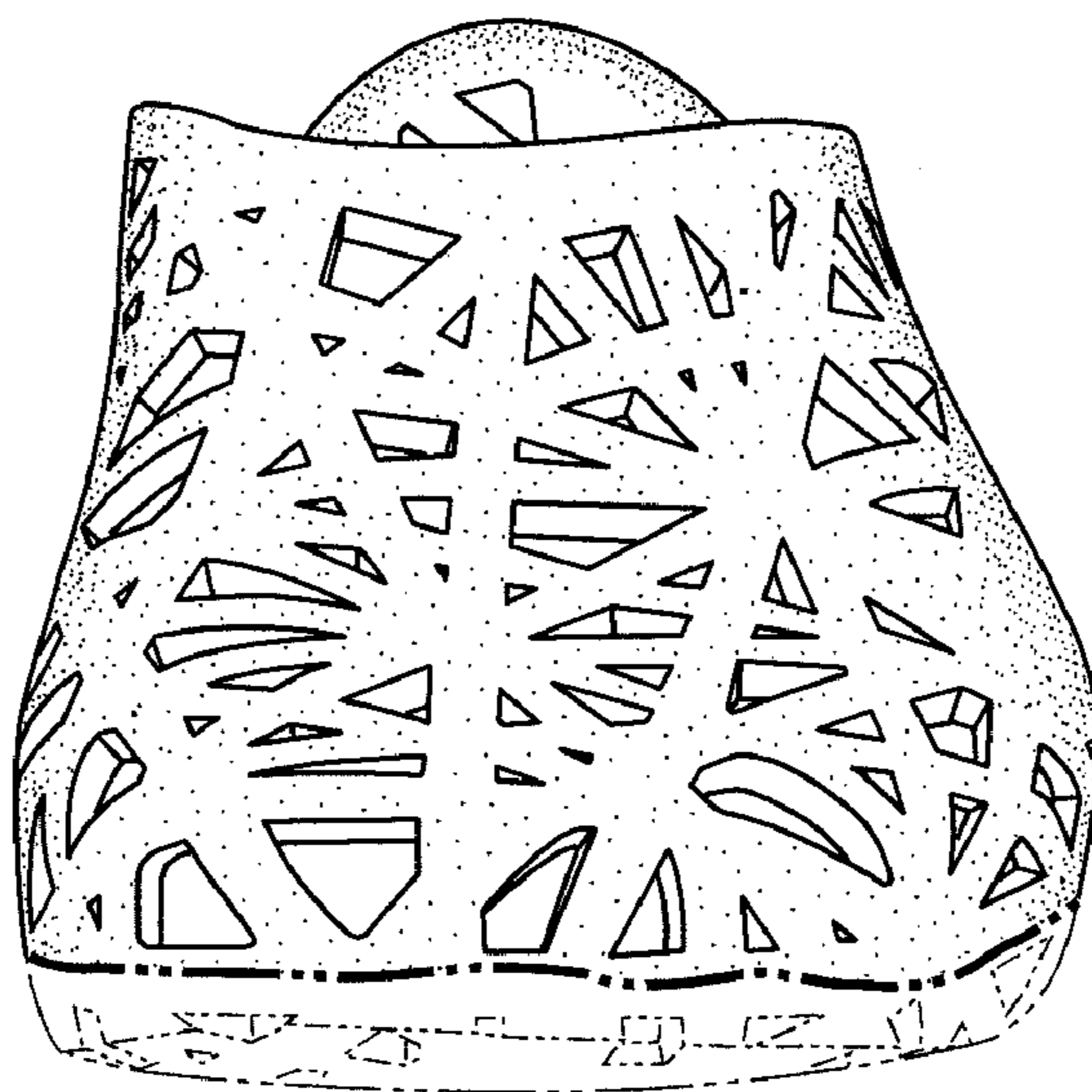


FIG. 4



FIG. 5

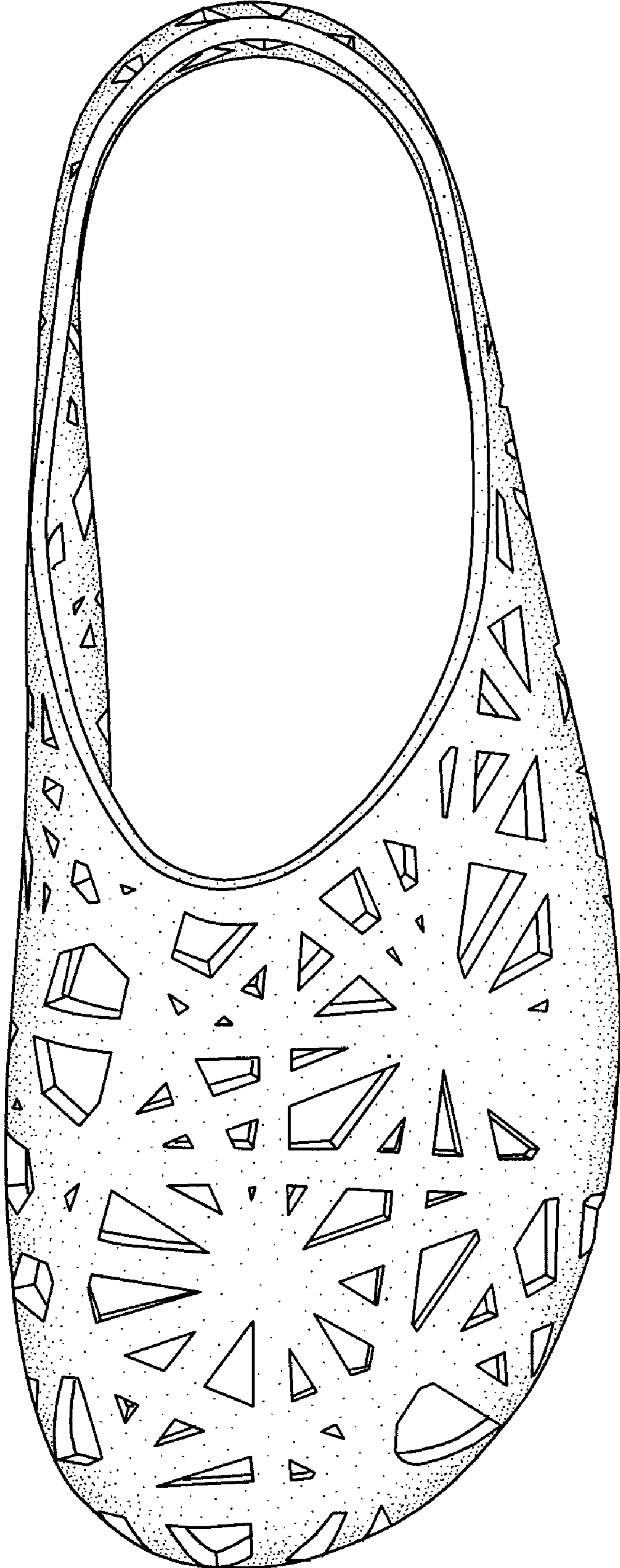


FIG. 6