



US00D617078S

(12) **United States Design Patent**
Gentine

(10) **Patent No.:** **US D617,078 S**

(45) **Date of Patent:** **** Jun. 8, 2010**

(54) **CONFECTION**

(76) **Inventor:** **Joshua Gentine**, 544 E. Ogden Ave.,
Suite 700-369, Milwaukee, WI (US)
53202

(**) **Term:** **14 Years**

(21) **Appl. No.:** **29/327,681**

(22) **Filed:** **Nov. 11, 2008**

(51) **LOC (9) Cl.** **01-01**

(52) **U.S. Cl.** **D1/127**

(58) **Field of Classification Search** D1/100,
D1/101, 121, 127, 128, 130, 199; D21/386;
D24/101, 104; D28/8.1; 426/76, 103, 122,
426/144, 660, 512, 515

See application file for complete search history.

(56) **References Cited**

U.S. PATENT DOCUMENTS

325,711	A *	9/1885	Stuckes, Jr.	426/138
D131,946	S *	4/1942	Hale	D1/102
D227,458	S *	6/1973	Pogacich	D24/104
5,013,321	A *	5/1991	MacVane	606/234
D360,061	S *	7/1995	Ahn	D1/106
D405,521	S *	2/1999	Leight	D24/106
D418,963	S *	1/2000	Johnson	D1/105
D419,240	S *	1/2000	Leick	D24/194
D428,547	S *	7/2000	Diamond	D1/102
6,099,872	A *	8/2000	Whetstone, Jr.	426/90
6,235,325	B1 *	5/2001	Greitzer	426/123

D446,626	S *	8/2001	Huang	D1/102
D457,621	S *	5/2002	Meron et al.	D24/104
D464,425	S *	10/2002	Meron et al.	D24/104
6,565,899	B1 *	5/2003	Cecere	426/85
D478,403	S *	8/2003	Diamond	D1/102
D546,512	S *	7/2007	Kertz	D32/40
D564,727	S *	3/2008	Bortkiewicz	D1/121
2004/0037923	A1 *	2/2004	Chan	426/91

* cited by examiner

Primary Examiner—Cathron C Brooks

Assistant Examiner—Barbara Fox

(74) *Attorney, Agent, or Firm*—Boyle Fredrickson, S.C.

(57) **CLAIM**

The ornamental design for a confection, as shown and described.

DESCRIPTION

FIG. 1 is an isometric view of a confection incorporating my new design, wherein the portions illustrated in phantom form no part of the claimed design;

FIG. 2 is a front elevation view thereof;

FIG. 3 is a right side elevation view thereof;


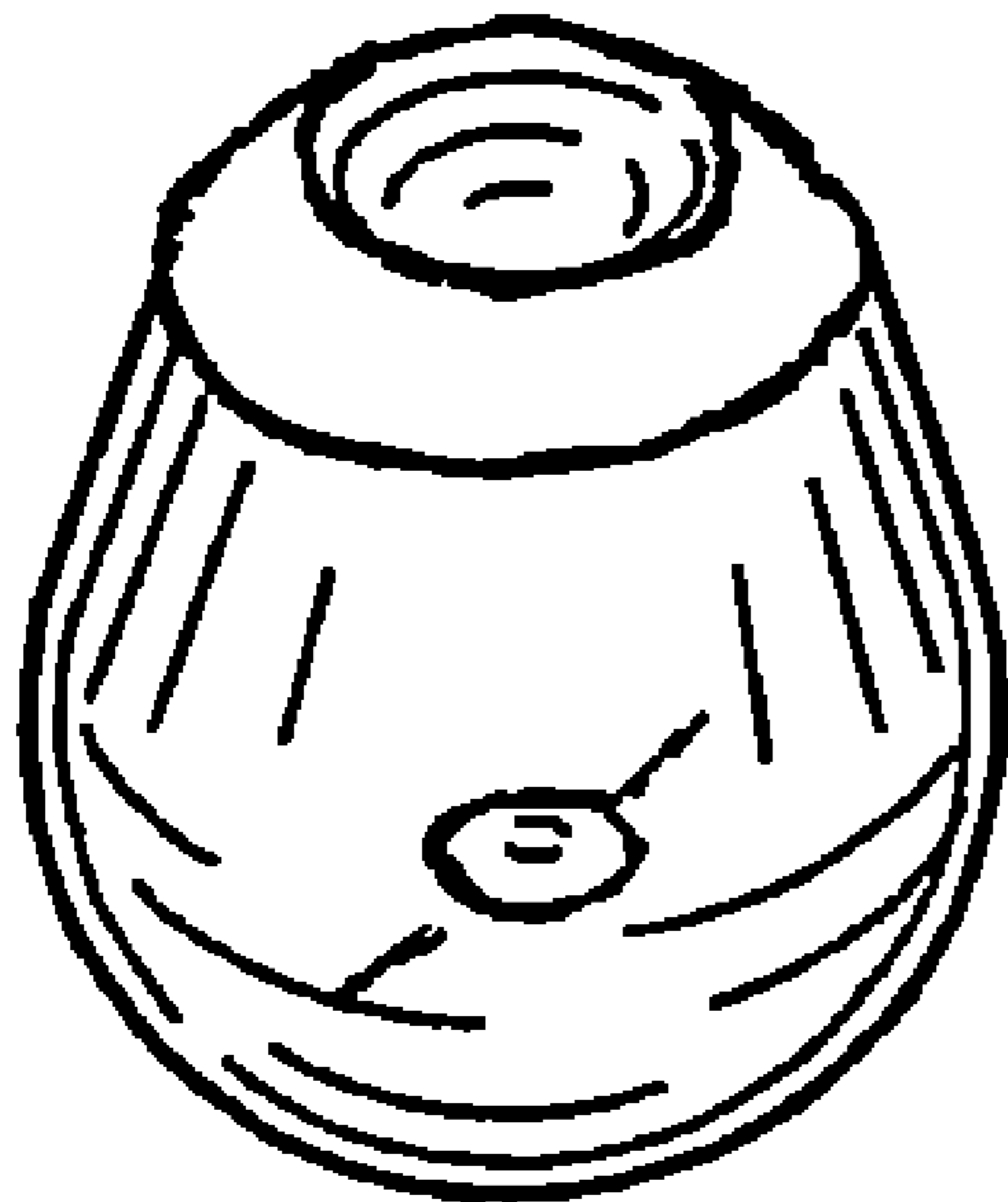
FIG. 4 is a left side elevation view thereof;

FIG. 5 is a rear elevation view thereof;

FIG. 6 is a top plan view thereof; and,

FIG. 7 is a bottom plan view thereof.

1 Claim, 1 Drawing Sheet



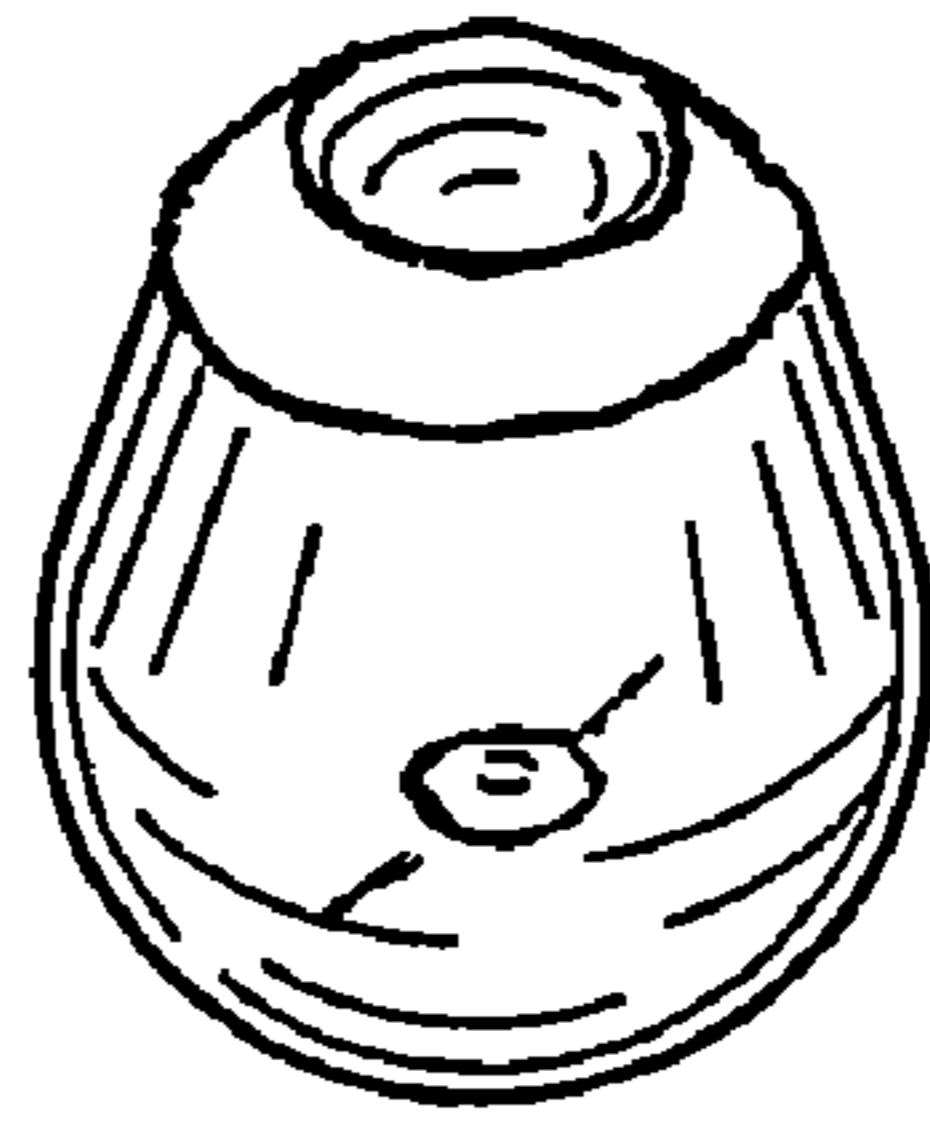


FIG. 1




FIG. 2




FIG. 3

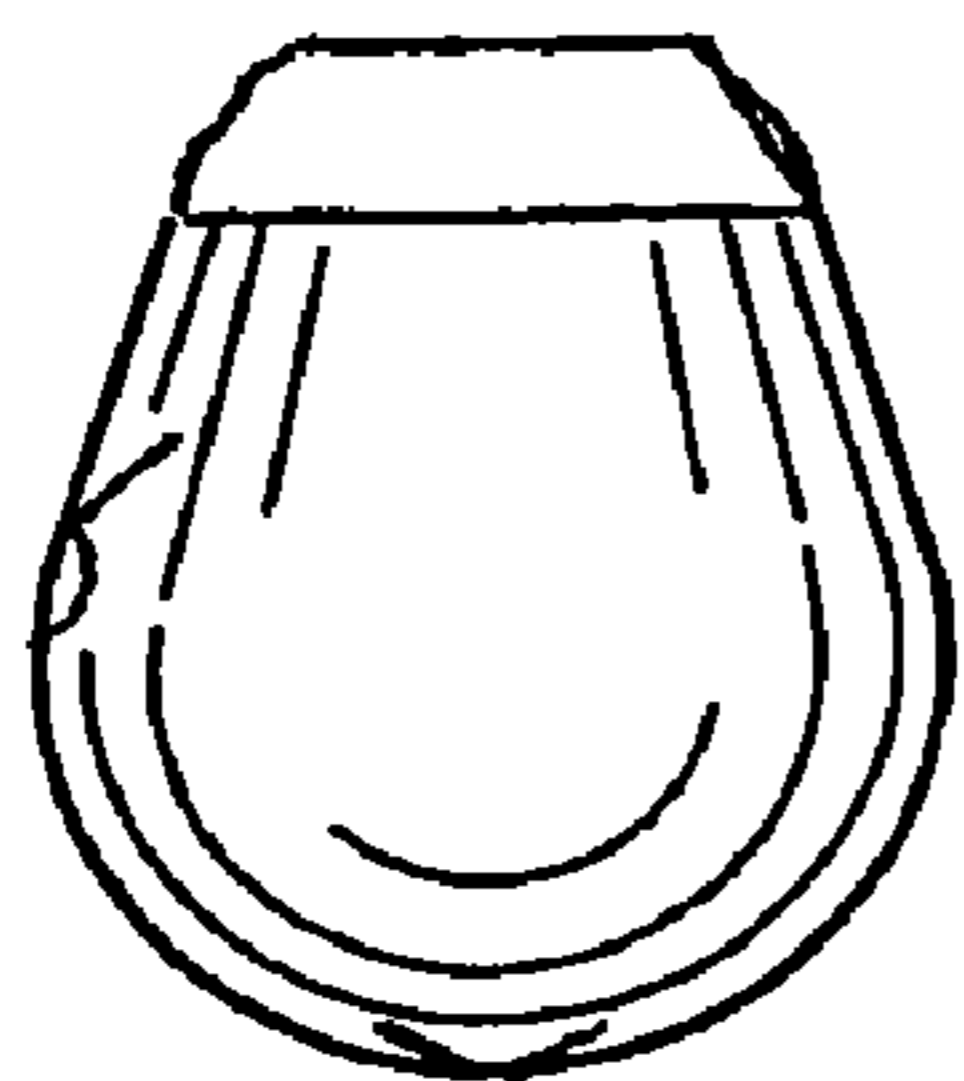


FIG. 4




FIG. 5

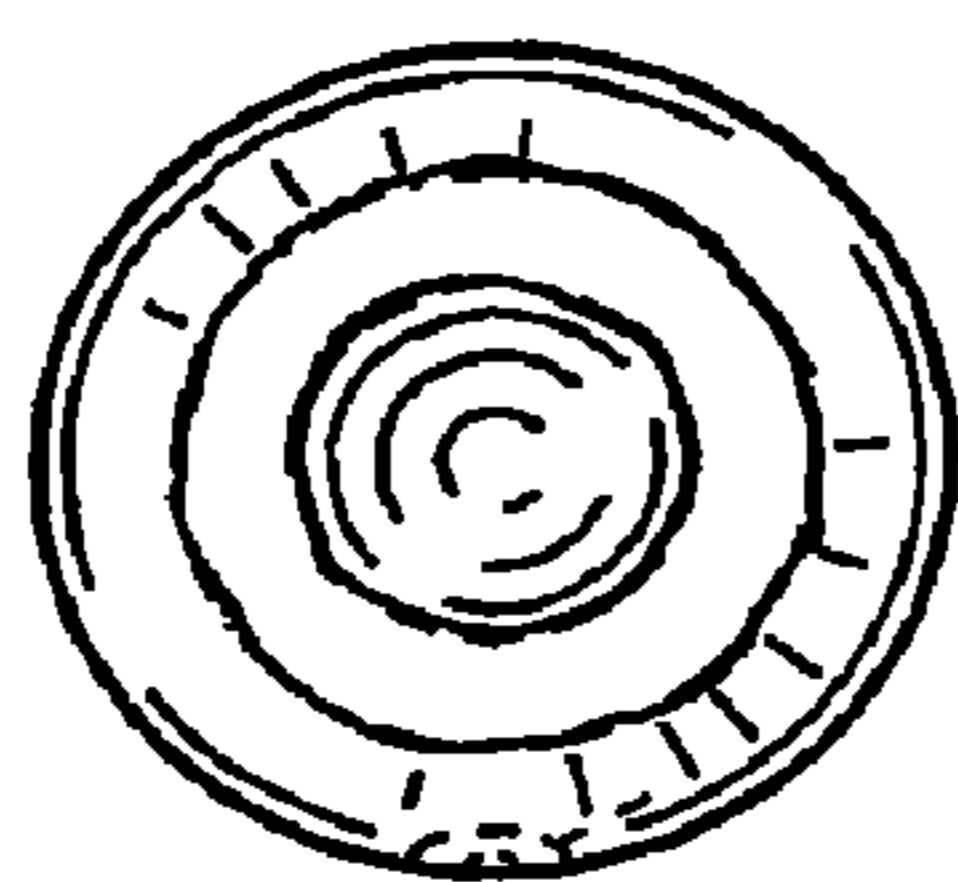


FIG. 6

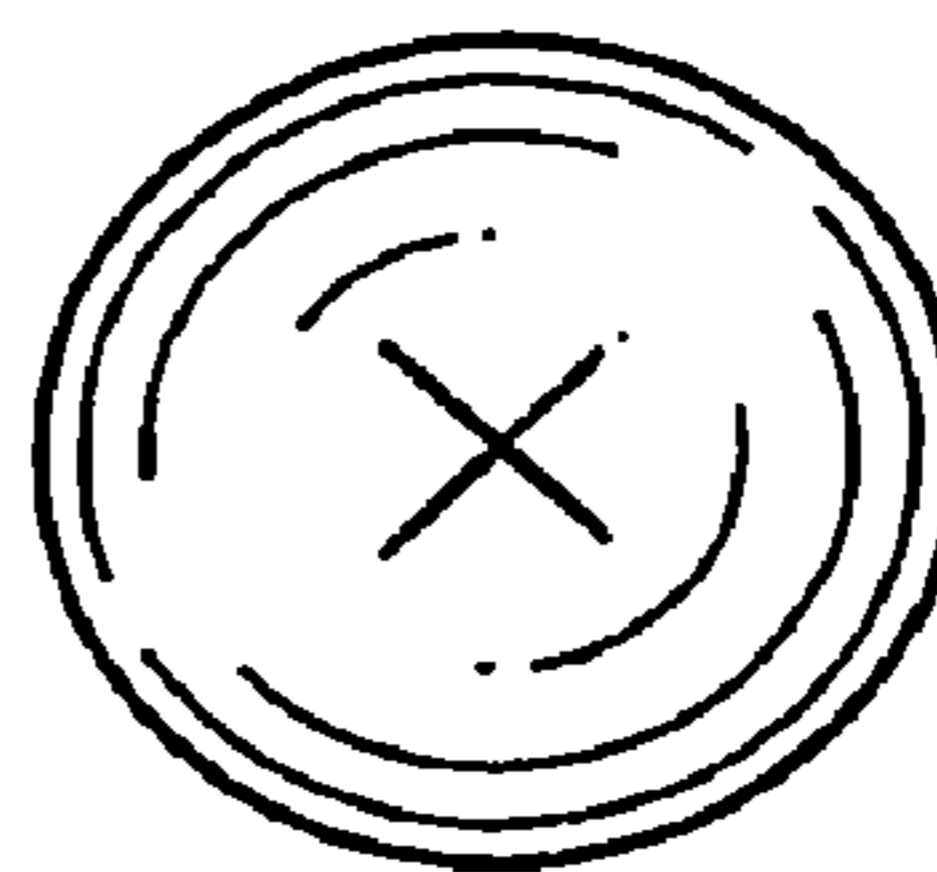


FIG. 7